



# ALTERNATIVE MASTER PLAN SCENARIOS

CSUSB MASTER PLAN

25,000 FTE | NOVEMBER 2015

Assembledge<sup>+</sup>

RTKL<sup>®</sup>

AN ARCADIS COMPANY



# WHEN WE LAST MET: MASTER PLAN TOWN HALL #1 JUNE 2015

- ✓ VISION INPUT
- ✓ KEY CONCERNS
- ✓ PRIORITIES
- ✓ SAFETY
- ✓ TRANSPORTATION
- ✓ SERVICES
- ✓ ACADEMICS
- ✓ ATHLETICS
- ✓ OTHER USES





# SOME KEY ISSUES WE HEARD:





# MASTER PLAN VISION + MISSION



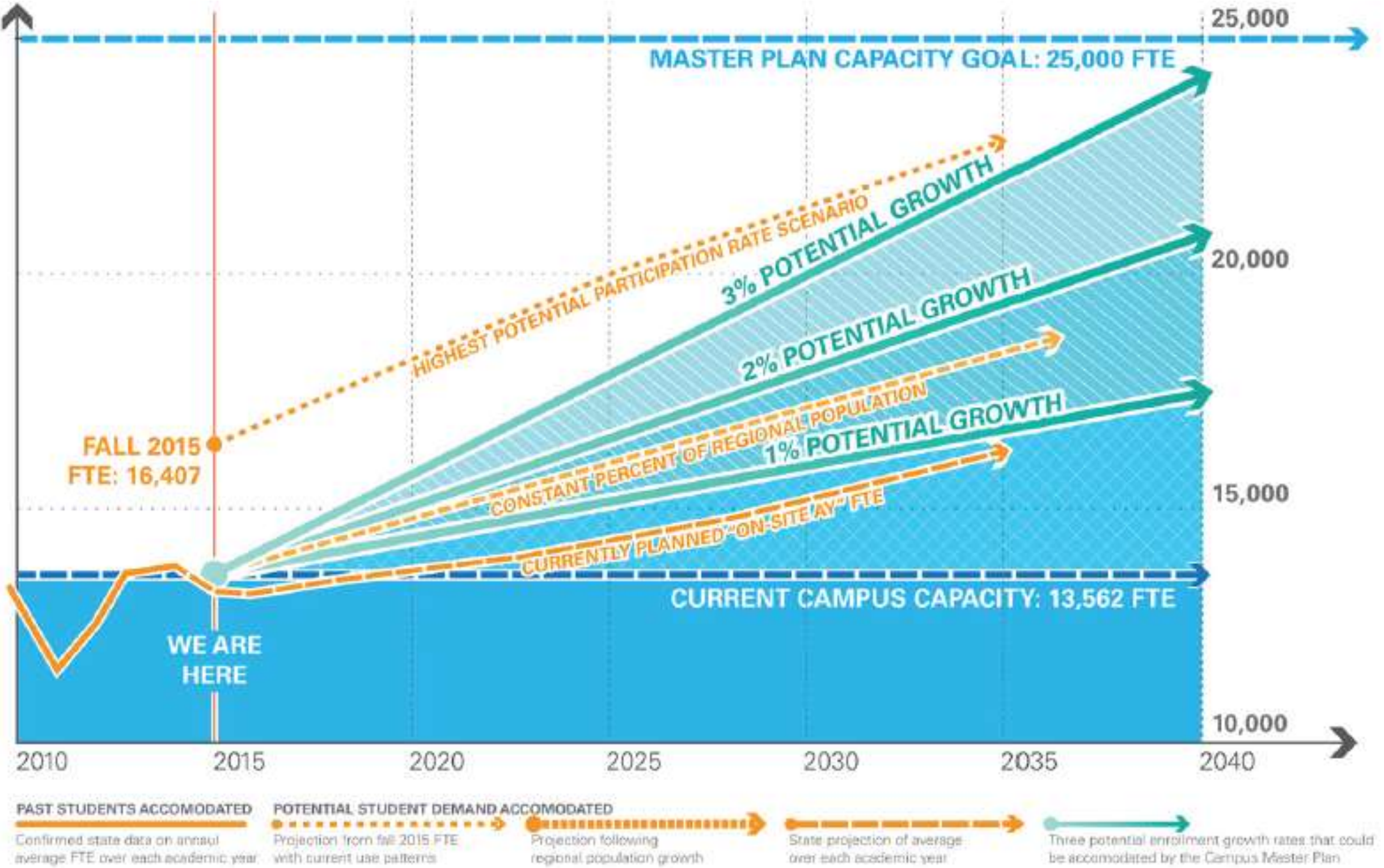




# CAMPUS GROWTH



# CSUSB PRELIMINARY LONG TERM GROWTH SCENARIOS





# CSUSB PRELIMINARY LONG TERM SPACE NEED

11/4/15

Major Campus Space Categories	Projected New Needed GSF to Accommodate 25,000 FTES
Instructional Spaces (Classrooms, Labs, Instructional Activity Spaces, and Faculty Offices only)	600,000
Library & Collaborative Learning Space	227,000
Physical Education	60,000
Student Support (Recreation and Union Centers)	217,000
Physical Plant	32,000
Other Spaces (Includes Administration, Assembly, Exhibit space)	94,950
TOTAL	1,230,950

\*SUBJECT TO REFINEMENT



# UNDERSTANDING HOW MUCH WE WILL NEED







# **ELEMENTS OF AN ACTIVATED, SUSTAINABLE & INTERCONNECTED CAMPUS**



# BUILDINGS THAT ACTIVATE CAMPUS

HOUSING, DINING & RETAIL





# BUILDINGS THAT ACTIVATE CAMPUS

SHARED - INTERDISCIPLINARY





# BUILDINGS THAT ACTIVATE CAMPUS

LIBRARIES - SHARED STUDY



DIGITAL STUDY + COLLABORATION AREA, COLUMBIA U. LIBRARY



CENTENNIAL LIBRARY STUDY AREA





# BUILDINGS THAT ACTIVATE CAMPUS

## INNOVATIVE TEACHING SPACES





# INFRASTRUCTURE THAT HELPS PEOPLE CONNECT

SOLAR SHADED OUTDOOR SPACES





# LANDSCAPES THAT ARE GREEN AND STILL SUSTAINABLE







# MASTER PLAN ALTERNATIVES



# ELEMENTS COMMON TO EACH CONCEPT?

- Includes current projects in planning or design:
  - Phase 1 Housing and Dining
  - CEL Expansion
  - Student Union Expansion
  - Library Expansion
  - Athletic Fields Expansion
  - Recreation Center Expansion
- Each concept reflects projected space and parking requirements to accommodate enrollment growth up to 25,000 FTES
- Each concept assumes that Administrative functions will be relocated to University Hall to replace academic uses (requires new academic classroom building in order to relocate displaced classrooms).
- Each concept uses available development sites or re-purposed land





# ALTERNATE MASTER PLAN CONCEPTS

## SCHEME A: *ECO DISTRICTS*



# SCHEME A: ECO DISTRICTS

**EMPHASIZES NET-ZERO ENERGY USE: DEMONSTRATION DISTRICTS**  
WITH AN ABSOLUTE COMMITMENT TO ECOLOGICAL SUSTAINABILITY


- Proposes shared inter-disciplinary buildings infilled in new precincts to allow flexibility in accommodating new teaching pedagogies while still reinforcing existing College and Departmental clusters.
- Establishes a net zero goal for the use of resources with the initial efforts focused on building orientation which yields the most potential energy savings at the lowest cost.
- Campus open spaces are less formal more organic and drought tolerant in character.

## KEY FEATURES

- **SITE DESIGN DRIVEN BY OPTOMIZED SOLAR ORIENTATION**  
MOVING TOWARDS A NET ZERO CAMPUS
- **ENERGY & WATER CONSERVATION**
- **EMPHASIZES GREEN TECHNOLOGY & INFRASTRUCTURE**

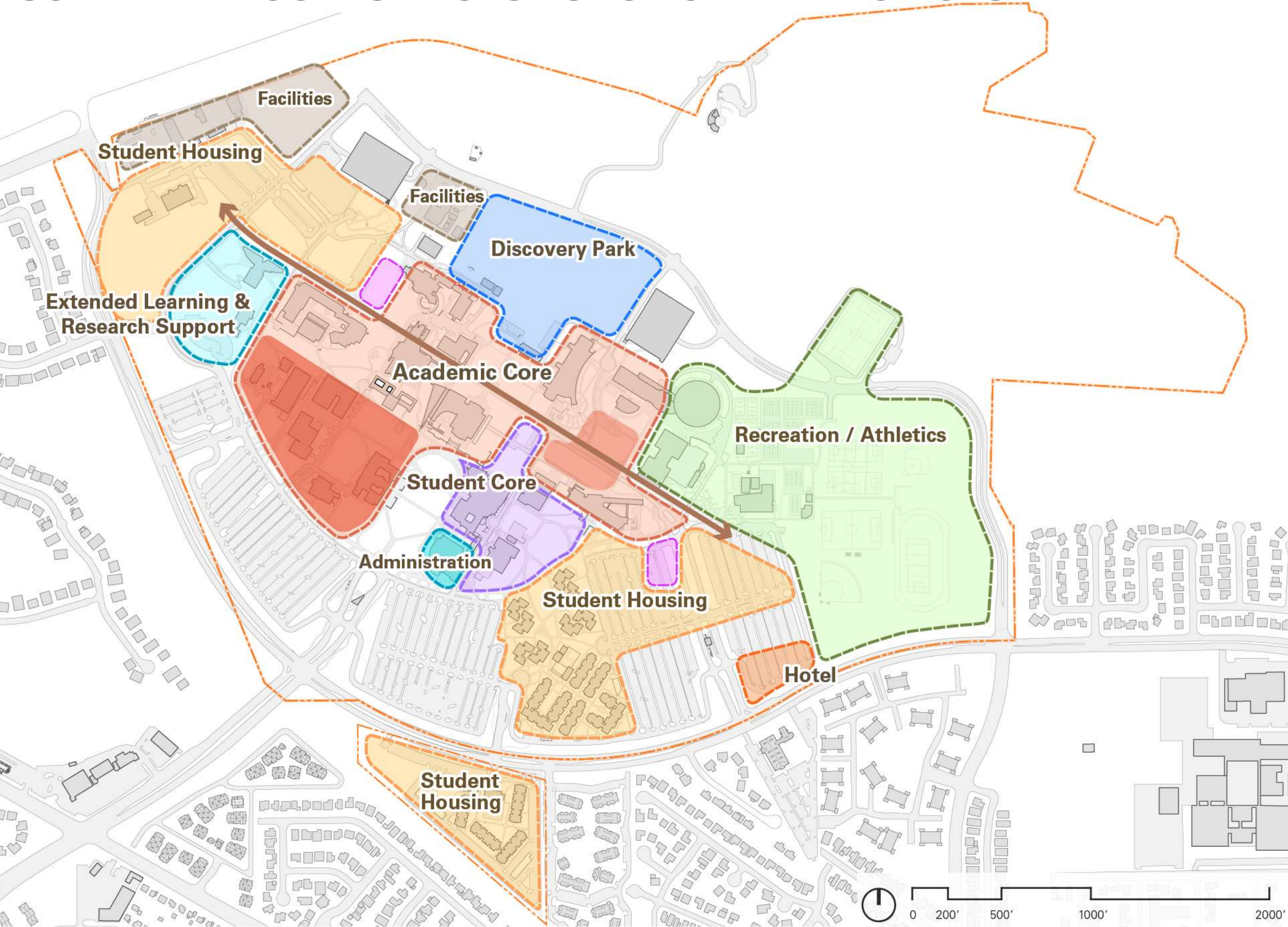


# SCHEME A: ECO DISTRICTS





# SCHEME A: ECO DISTRICTS FUNCTIONAL PRECINCTS



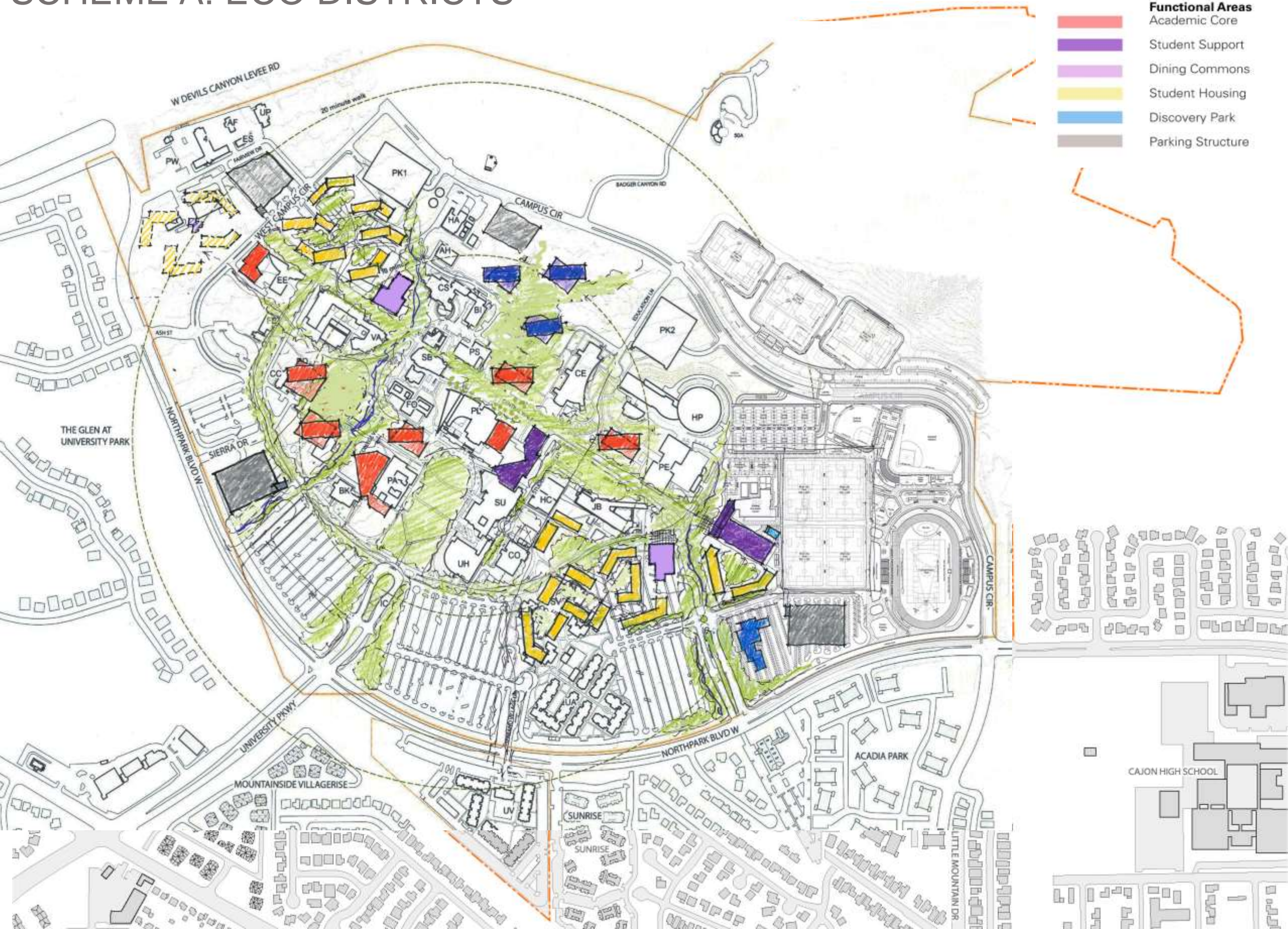


# SCHEME A: ECO DISTRICTS

## LEGEND

### Functional Areas

- Academic Core
- Student Support
- Dining Commons
- Student Housing
- Discovery Park
- Parking Structure





# SCHEME A: ECO DISTRICTS

## LEGEND

### Functional Areas






- Academic Core
- Student Support
- Dining Commons
- Student Housing
- Discovery Park
- Parking Structure

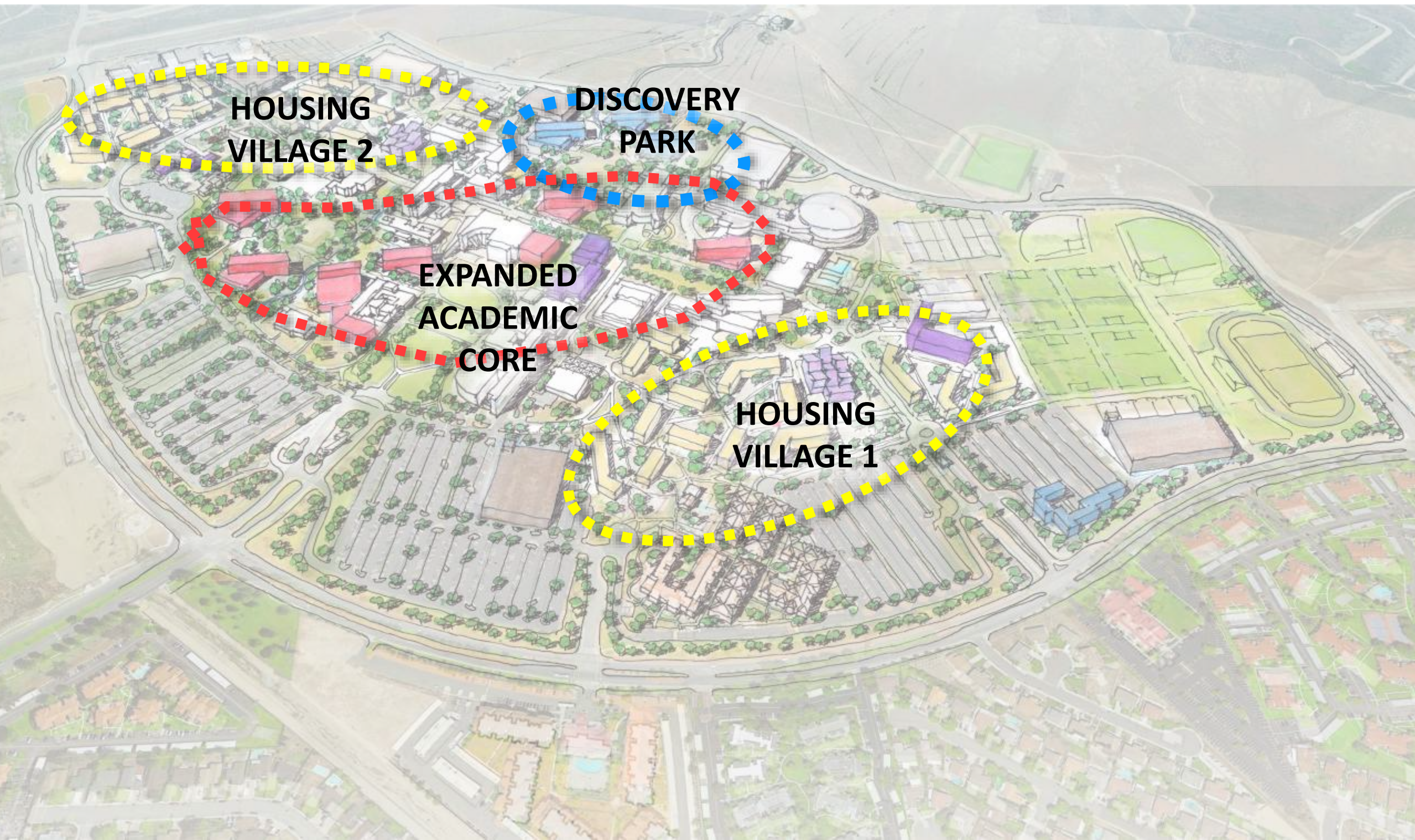




# SCHEME A: ECO DISTRICTS

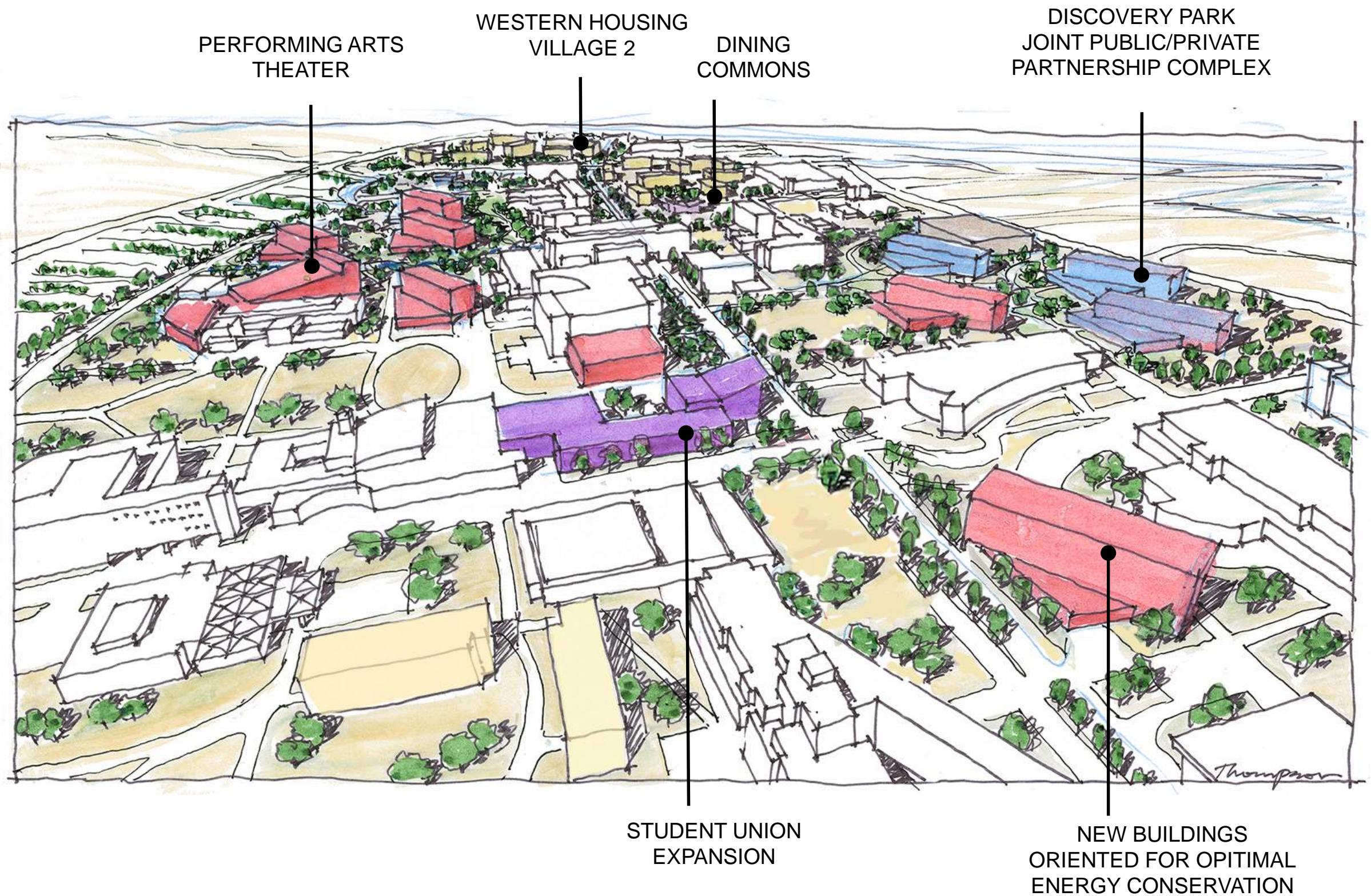
## LEGEND

Functional Areas	
	Academic Core
	Student Support
	Dining Commons
	Student Housing
	Discovery Park
	Parking Structure





# SCHEME A: ECO DISTRICTS







**ALTERNATE MASTER PLAN  
CONCEPTS**

**SCHEME B:  
*CREATIVE CORRIDOR***



# SCHEME B: CREATIVE CORRIDOR

**A CENTRAL SPACE FOR COLLABORATION: FOCUS ON GROWTH IN ACTIVE MULTI-USE CENTERS ALONG THE MAIN CAMPUS WALK**

- Acknowledges **emerging trends** in higher education and emphasizes **shared inter-disciplinary buildings** infilled along the main campus walk.
- Enhances the campus walk with solar shade structures, shaded seating areas, sheltered study pavilions that together with the entry plazas and lobbies of new buildings will create **a vibrant, active link for the campus core** – its focus

## KEY FEATURES

- **INCREASED DENSITY TO REDUCE PEDESTRIAN TRAVEL DISTANCES**
- **CAMPUS WALK AS ACTIVATED PUBLIC PROMENADE**
- **INTEGRATES CAMPUS LIFE & ACTIVITIES**
- **ENCOURAGES MULTI-DISCIPLINARY SHARED SPACE ACADEMIC BUILDINGS**

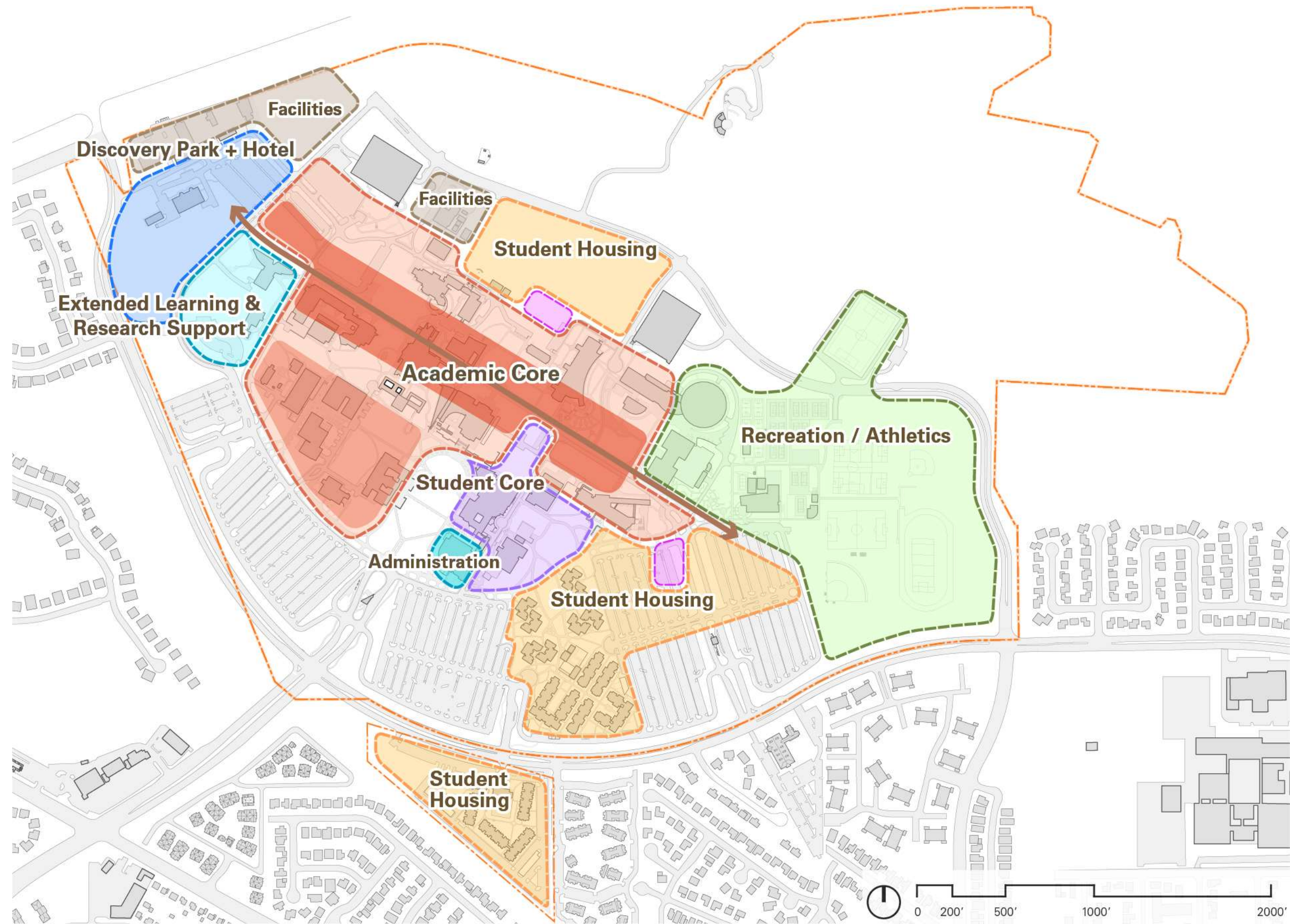


# SCHEME B: CREATIVE CORRIDOR











# SCHEME B: CREATIVE CORRIDOR FUNCTIONAL PRECINCTS

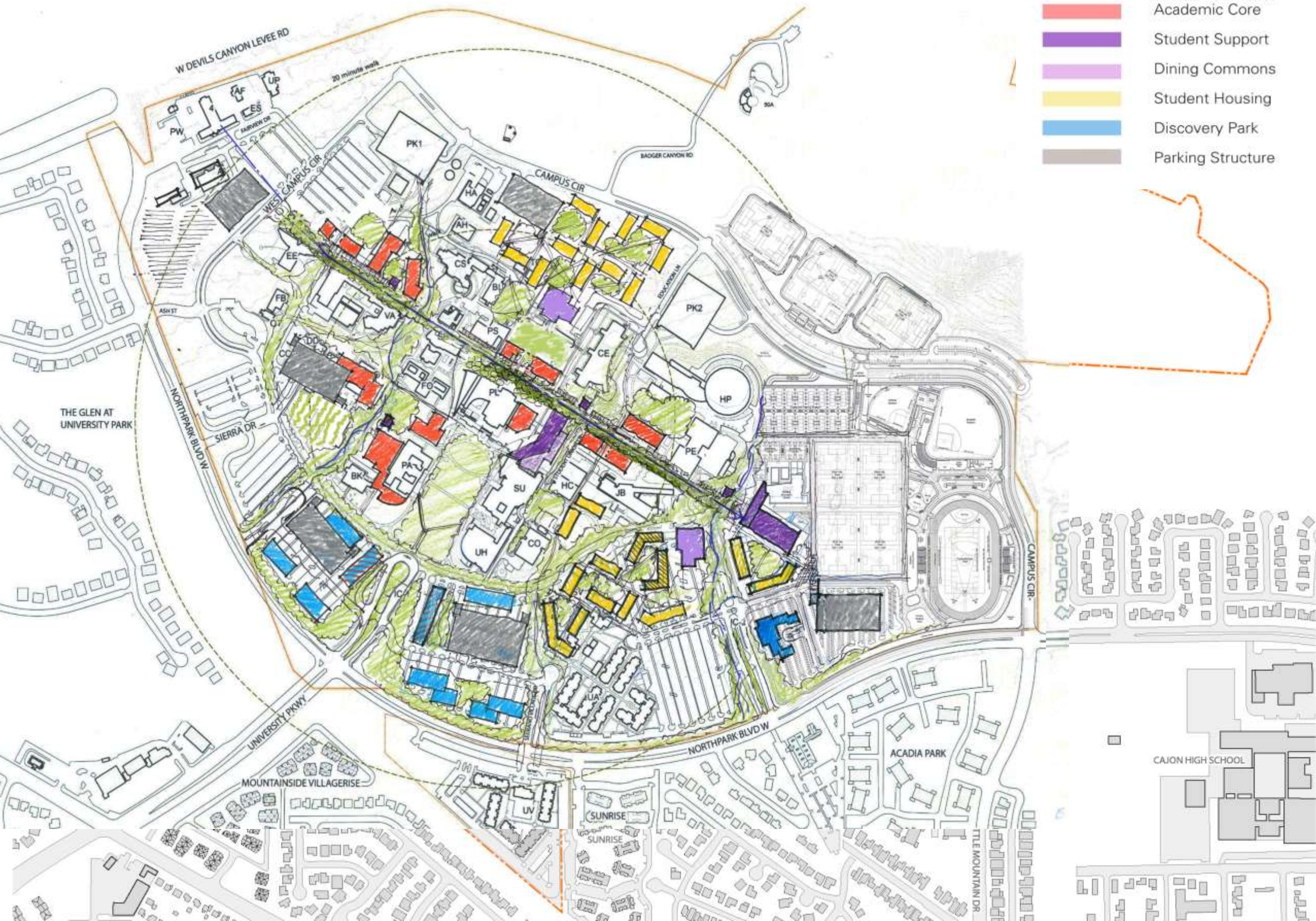




# SCHEME B: CREATIVE CORRIDOR CONCEPT PLAN

## LEGEND

Functional Areas	
	Academic Core
	Student Support
	Dining Commons
	Student Housing
	Discovery Park
	Parking Structure





# SCHEME B: CREATIVE CORRIDOR

## LEGEND

### Functional Areas

	Academic Core
	Student Support
	Dining Commons
	Student Housing
	Discovery Park
	Parking Structure

EXPERIMENTAL  
GARDENS AND  
ORCHARDS

EXPANDED COLLEGE OF  
EXTENDED LEARNING  
WITH SHARED  
CLASSROOMS AND  
LECTURE HALLS





# SCHEME B: CREATIVE CORRIDOR

STUDENT  
HOUSING

## LEGEND

### Functional Areas







- Academic Core
- Student Support
- Dining Commons
- Student Housing
- Discovery Park
- Parking Structure

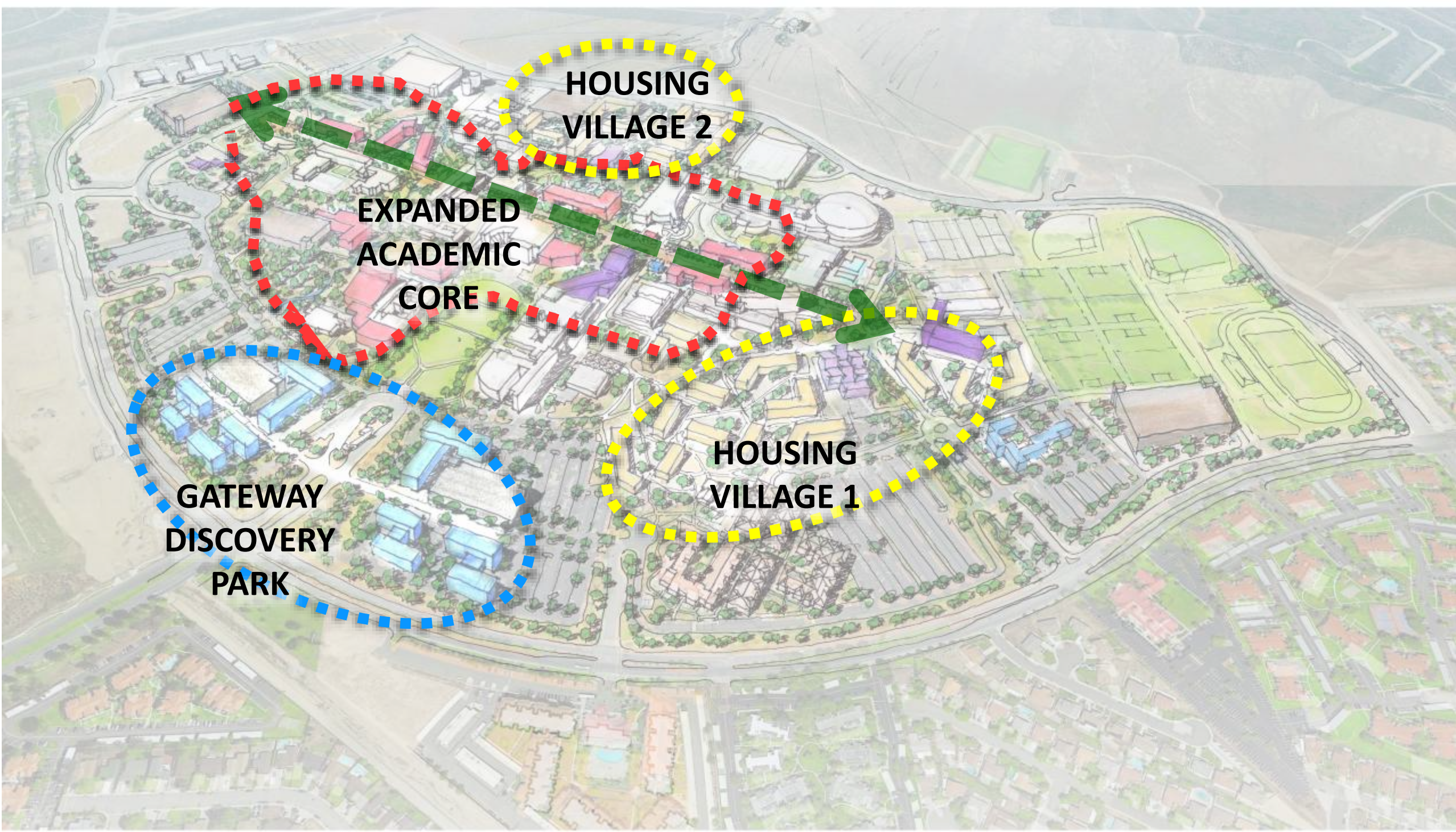




# SCHEME B: CREATIVE CORRIDOR

## LEGEND

Functional Areas	
	Academic Core
	Student Support
	Dining Commons
	Student Housing
	Discovery Park
	Parking Structure





# SCHEME B: CREATIVE CORRIDOR

PERFORMING ARTS  
THEATER

DISCOVERY PARK  
JOINT PUBLIC/PRIVATE  
PARTNERSHIP COMPLEX

DINING  
COMMONS

ACADEMIC INFILL

NORTHERN HOUSING  
VILLAGE 2



STUDENT UNION  
EXPANSION

ENHANCED "CAMPUS WALK"  
AS CENTRAL CAMPUS FOCUS









**ALTERNATE MASTER PLAN  
CONCEPTS**

**SCHEME C:  
*KNOWLEDGE HUBS***



# SCHEME C: KNOWLEDGE HUBS STRATEGY

**OPTIMIZE UNIVERSITY COLLEGES/DEPARTMENTS:** : NEW ACADEMIC GROWTH  
WOULD BE CLUSTERED IN “LIKE-MINDED” COURTYARDS AND QUADS WITH  
RESOURCES APPORTIONED IN EACH

- Reinforces and builds upon existing College and Departmental clustering or precincts with new buildings placed to offer future expansion space for each program.
- Proposes a new housing village and dining commons in the heart of the campus to encourage more 24/7 campus life.

## KEY FEATURES

- INCREASED DENSITY TO REDUCE PEDESTRIAN TRAVEL DISTANCES
- REINFORCES INSTITUTIONAL CLUSTERS
- SHARES RESOURCES BY DEPARTMENT
- EMPHASIZES 4 OR 5 “KNOWLEDGE HUBS”
- REFLECTIVE OF CAMPUS CURRENT TRENDS



# SCHEME C: KNOWLEDGE HUBS STRATEGY

ANALYSIS

PRIORITIES

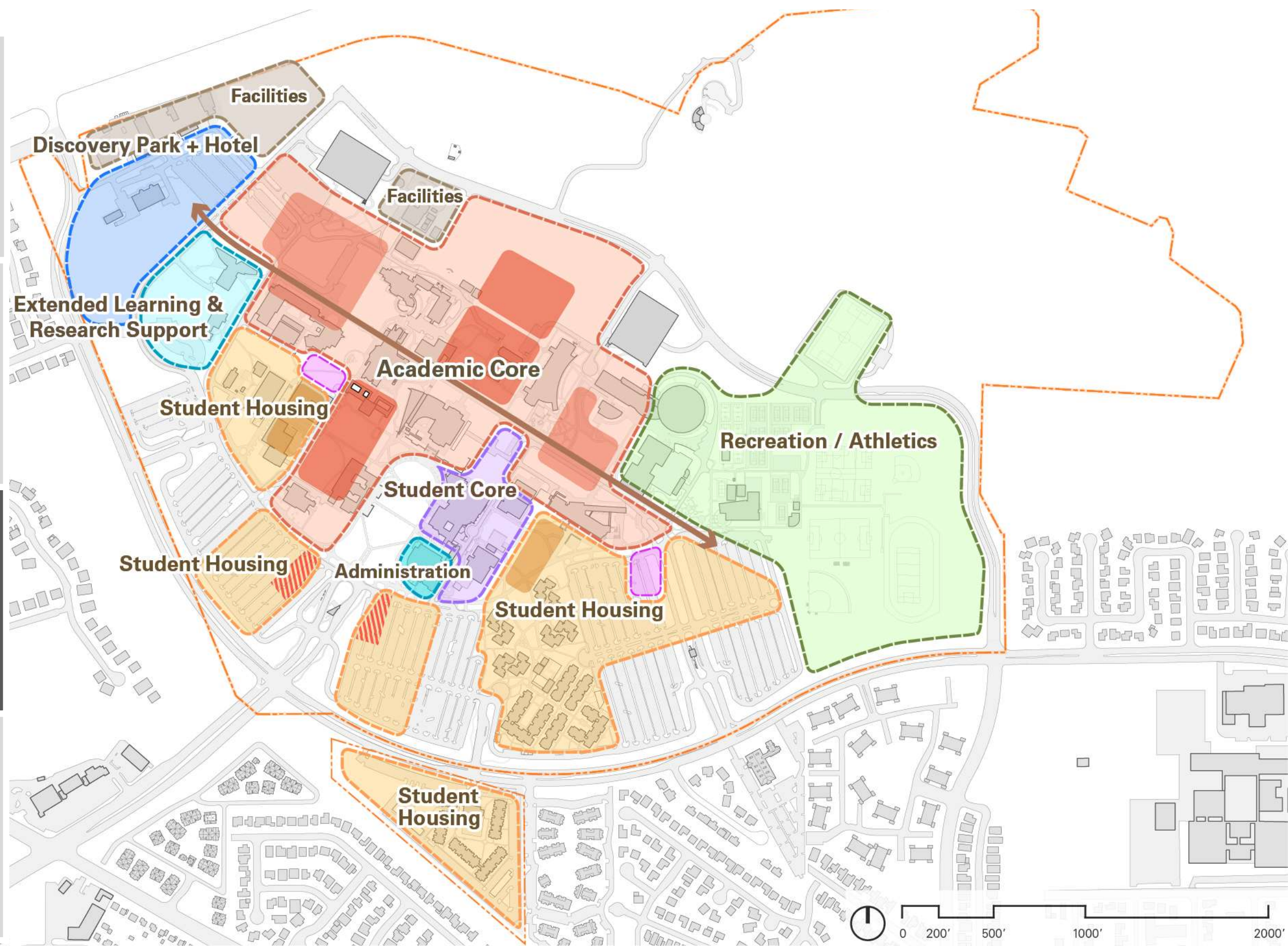
SCHEMES





# SCHEME C: KNOWLEDGE HUBS FUNCTIONAL PRECINCTS

ANALYSIS  
PRIORITIES  
SCHEMES





# SCHEME C: KNOWLEDGE HUBS CONCEPT PLAN

ANALYSIS

PRIORITIES

SCHEMES

## LEGEND

### Functional Areas







- Academic Core
- Student Support
- Dining Commons
- Student Housing
- Discovery Park
- Parking Structure





# SCHEME C: KNOWLEDGE HUBS

## LEGEND

Functional Areas	
	Academic Core
	Student Support
	Dining Commons
	Student Housing
	Discovery Park
	Parking Structure

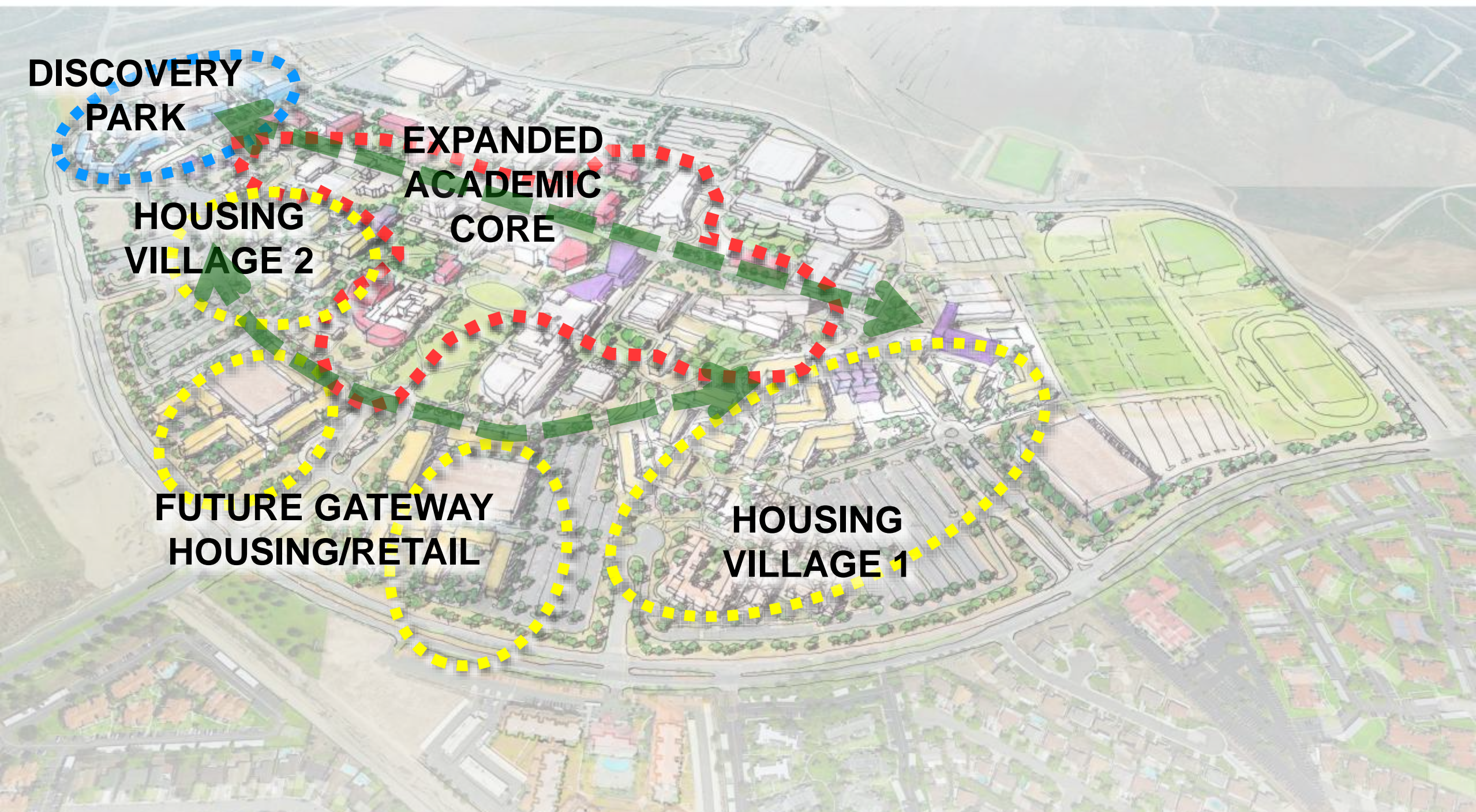




# SCHEME C: KNOWLEDGE HUBS

## LEGEND

Functional Areas	
	Academic Core
	Student Support
	Dining Commons
	Student Housing
	Discovery Park
	Parking Structure





# SCHEME C: KNOWLEDGE HUBS

ACADEMIC INFILL

ACADEMIC INFILL

STUDENT UNION  
EXPANSION

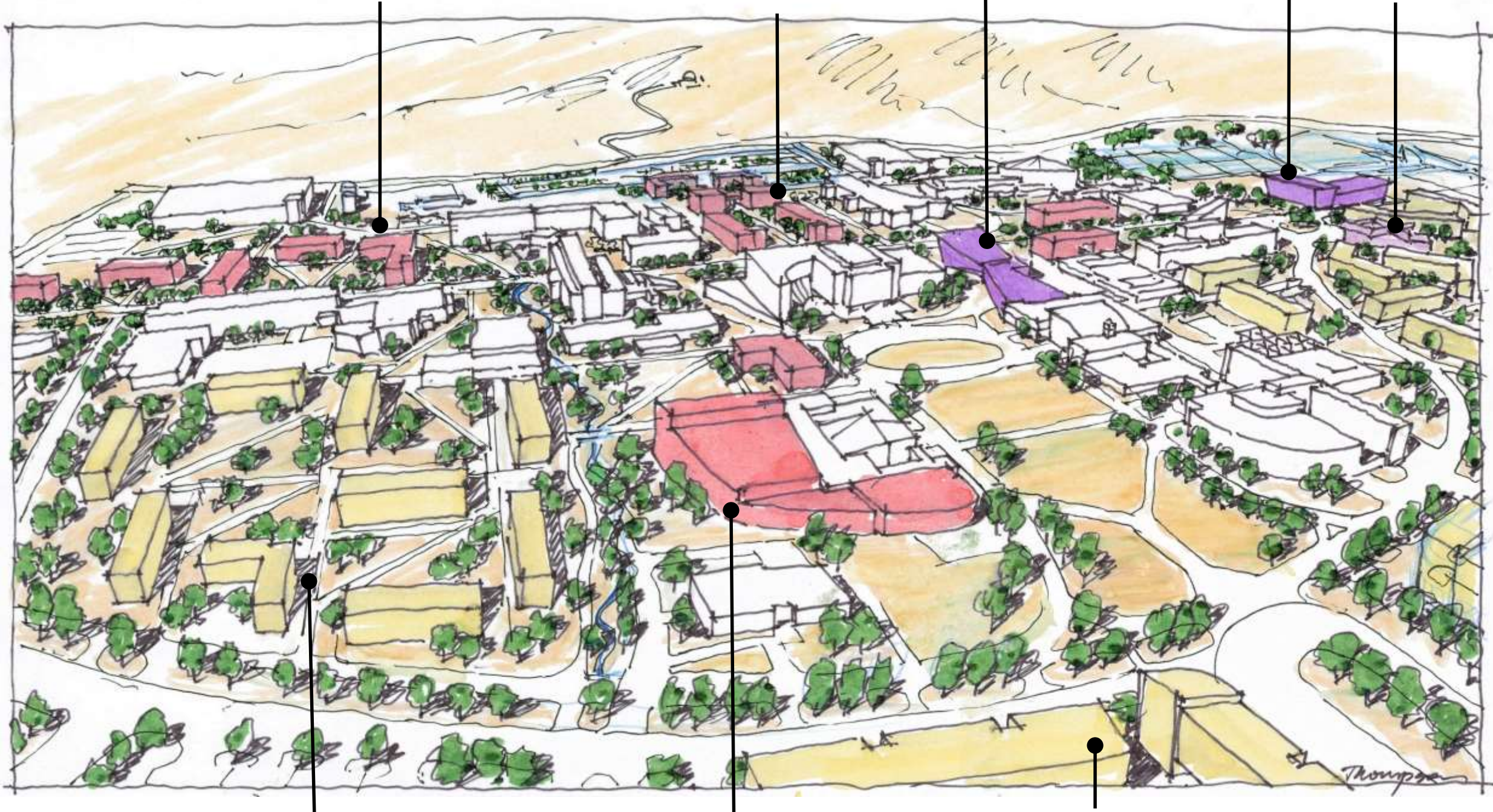
RECREATION  
CENTER  
EXPANSION

PHASE 1  
DINING  
COMMONS

CENTRAL HOUSING  
VILLAGE 2

PERFORMING ARTS  
THEATER

FUTURE GATEWAY  
HOUSING/RETAIL





# EVALUATING THE ALTERNATIVE SCENARIOS:

## KEY LONG TERM MASTER PLAN DECISIONS?

### 1. STUDENT HOUSING:

- Where to locate a 2<sup>nd</sup> student housing village – scenarios show 3 potential locations

### 2. ACADEMIC

- What is the best approach for infill of future academic buildings -
  - Scenarios show 3 different approaches to infilling existing campus
    - District infill – net zero
    - Infill along “Campus” Mall
    - Functional Hubs/courtyards

### 3. DISCOVERY PARK

- Where to locate partnership development area - Scenarios show 3 potential locations for a joint public/private partnership area

### 4. OPEN SPACE APPROACH

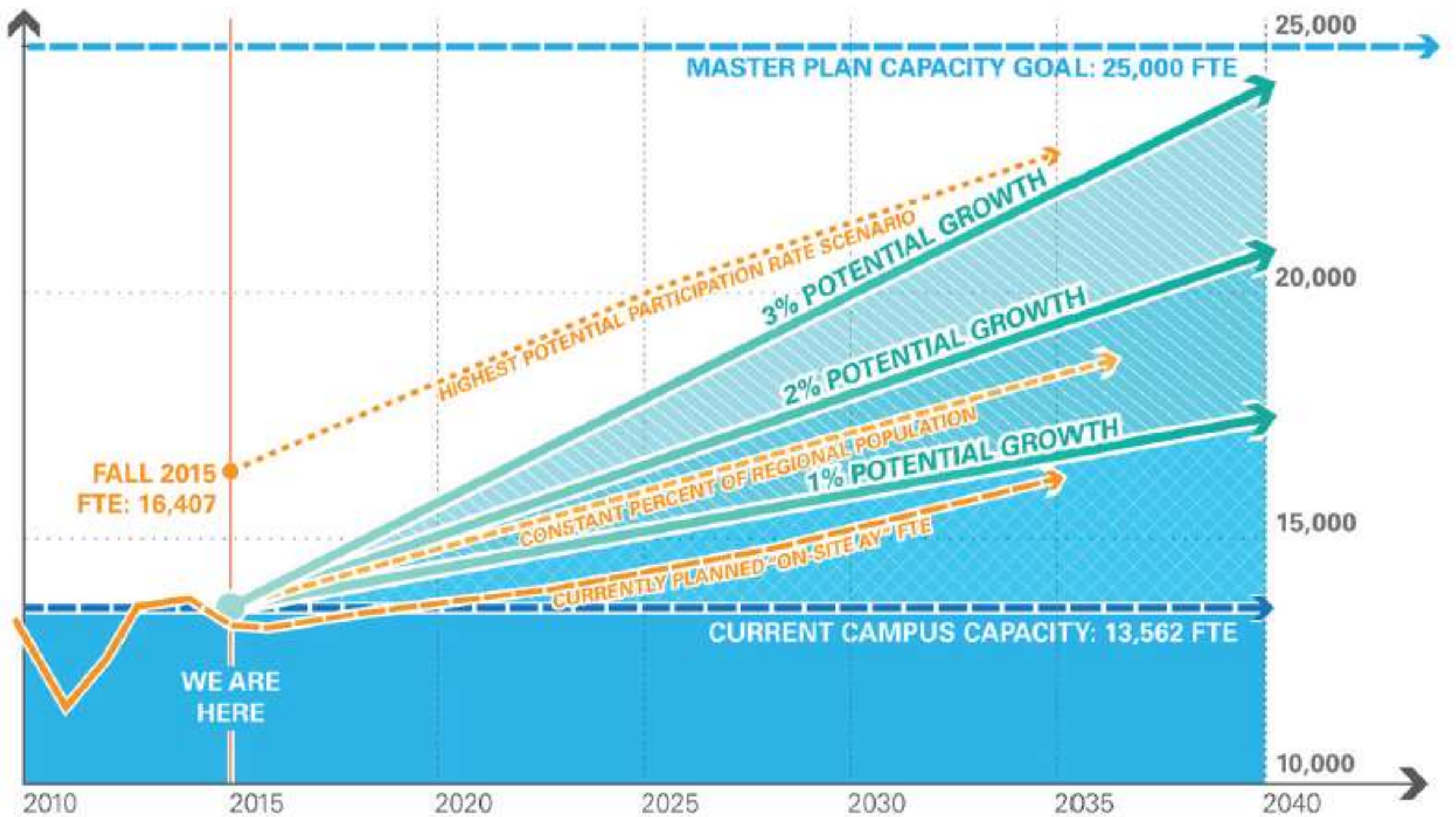
- What is the best approach for creating a sustainable and beautiful open space environment - Scenarios show 3 different approaches to the campus landscape





# ENROLLMENT DEMAND & NEAR TERM NEEDS





**PAST STUDENTS ACCOMMODATED**

Confirmed state data on annual average FTE over each academic year

**POTENTIAL STUDENT DEMAND ACCOMMODATED**

Projection from fall 2015 FTE with current use patterns

Projection following regional population growth

State projection of average over each academic year

Three potential enrollment growth rates that could be accommodated by the Campus Master Plan



# CURRENT STATUS OF ACADEMIC PROGRAMS CAMPUS WIDE

- **IMPACTED PROGRAMS:** PROHIBITED FROM ENROLLING ADDITIONAL STUDENTS BECAUSE OF LACK OF SPACE AND/OR FACULTY
  - NURSING
  - CRIMINAL JUSTICE
  - SOCIAL WORK
  - KINESIOLOGY
- **PROGRAMS AT CAPACITY:** UNABLE TO ENROLL ADDITIONAL STUDENTS BECAUSE OF LACK OF SPACE AND/OR FACULTY
  - BIOLOGY
  - CHEMISTRY
  - GEOLOGICAL SCIENCES
  - PHYSICS
  - CEL



# OVERALL CAMPUS ACADEMIC SPACE NEEDS

- CLASSROOMS (60-80 SEATS) AND LARGER LECTURE HALLS (125-150-250 SEATS FOR GENERAL EDUCATION CLASSES)
- LABORATORIES (BIOLOGY, CHEMISTRY, NURSING - ALSO CLINICAL NURSING SITES - COMPUTER ENGINEERING, CRIME ANALYSIS LABS)
- FACULTY OFFICES
- ACADEMIC RESEARCH SPACE

## OTHER LONG TERM NEEDS

- PERFORMING ARTS (500 SEATS)
- EXPANDED CHILDCARE
- K-12 DEMONSTRATION SCHOOL
- CONFERENCE CENTER/HOTEL
- POLICE FACILITY



# OPTIONS FOR ADDRESSING NEAR-TERM ACADEMIC SPACE NEEDS AT CSUSB

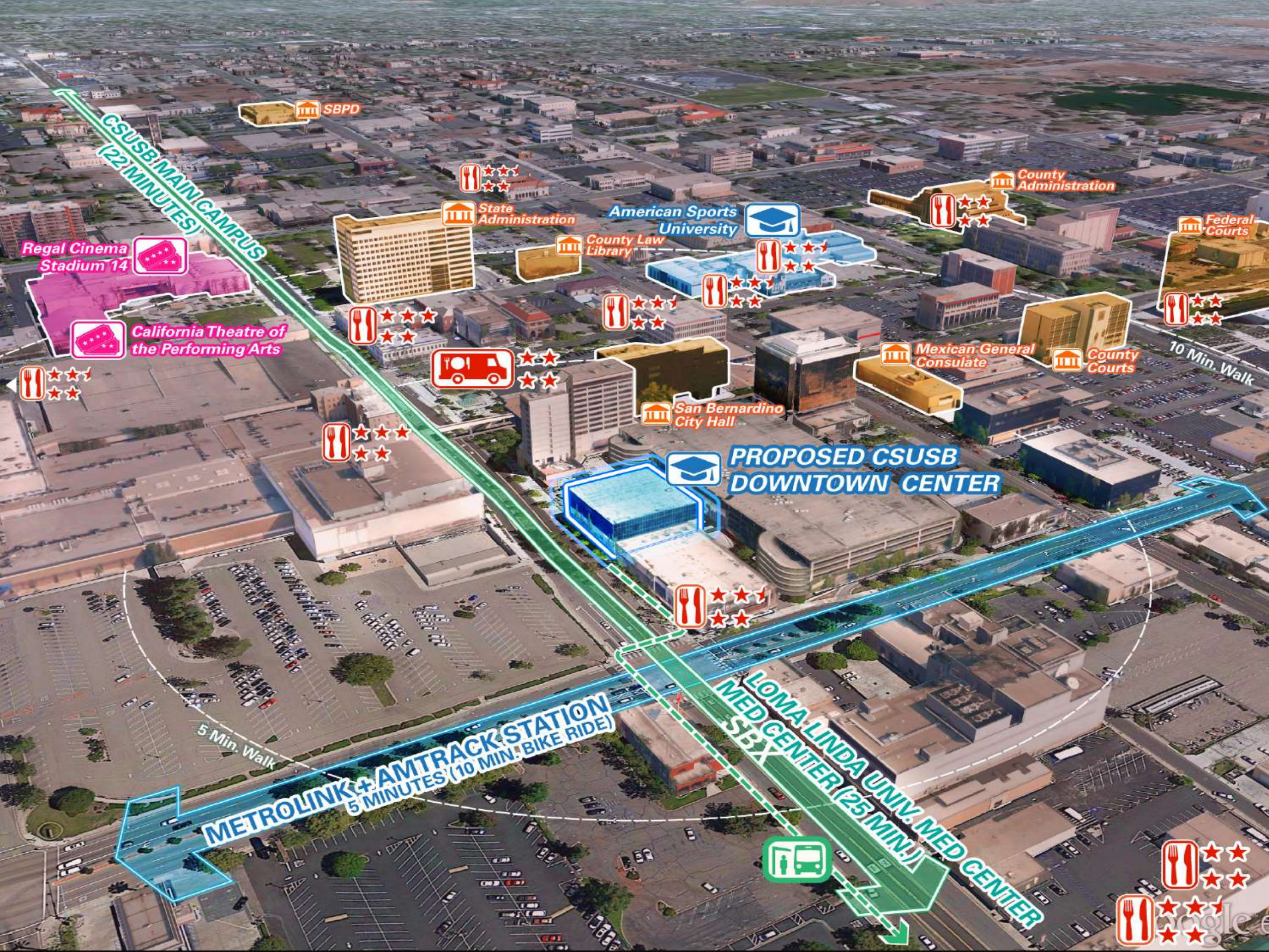
## NEAR-TERM OPTIONS

1. Expand Class Scheduling
2. Off-Site Space Resources
3. New Interim Use of Existing Spaces
4. Reconfiguration of Existing Spaces
5. Distance Education Options
6. On-Campus Temporary Facilities (least desirable option)
7. Increase CEL expansion plan and leaseback academic functions to campus

## MID-TERM OPTIONS

1. Begin planning/fund raising/political campaign process for new multi-purpose lab/classroom/lecture hall/office buildings.





CSUSB MAIN CAMPUS  
(22 MINUTES)

Regal Cinema  
Stadium 14



California Theatre of  
the Performing Arts



SBPD

State  
Administration

American Sports  
University

County Law  
Library

County  
Administration

Federal  
Courts

Mexican General  
Consulate

County  
Courts

San Bernardino  
City Hall

PROPOSED CSUSB  
DOWNTOWN CENTER

METROLINK + AMTRAK STATION  
5 MINUTES (10 MIN. BIKE RIDE)

LOMA LINDA UNIV. MED CENTER  
(25 MIN.)

10 Min. Walk





CALIFORNIA STATE UNIVERSITY  
**SAN BERNARDINO**

Downtown Campus

Coyote

CALIFORNIA STATE UNIVERSITY  
**SAN BERNARDINO**  
Downtown Center

Research Institute  
Learning Center  
Records Area  
Resource Center  
Career Connections







# A MORE VITAL AND CONNECTED CAMPUS





# MASTER PLAN TIMELINE





# CSUSB MAJOR MASTER PLAN REVISION 25,000 FTE | NOVEMBER, 2015

Assembledge<sup>+</sup>

**RTKL**<sup>®</sup>

AN ARCADIS COMPANY