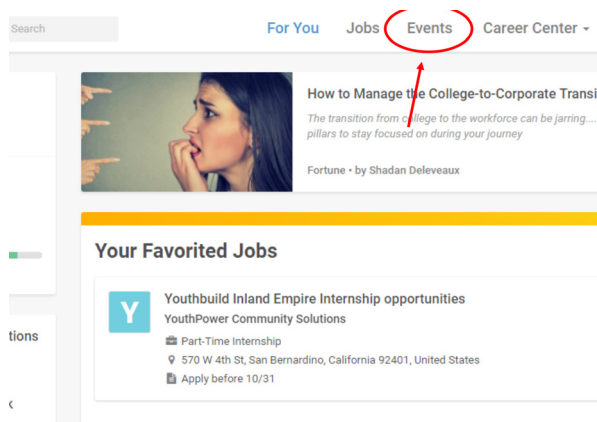


RSVPing for Events

The following is a guide on how to RSVP for on-campus events through Handshake. These events include workshops, class presentations, job fairs and much more. There is no cost to attend these events as a current CSUSB student and alumni and it is highly recommended for students who want to learn about professional development and potential job opportunities.

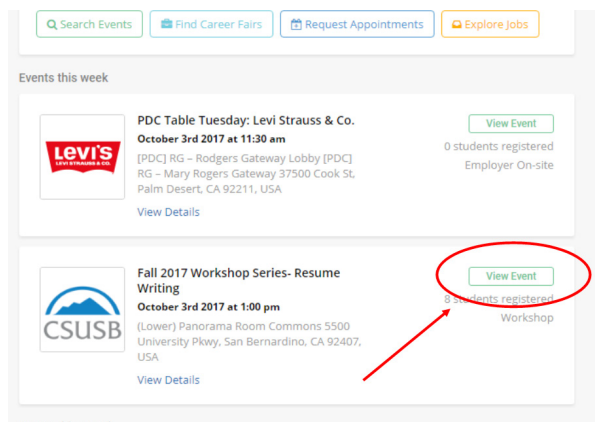
STEP 1

Click on the “Events” tab on the right side of the Handshake toolbar. You will then be sent to a list of upcoming events, such as on-campus workshops, career fairs, and more.



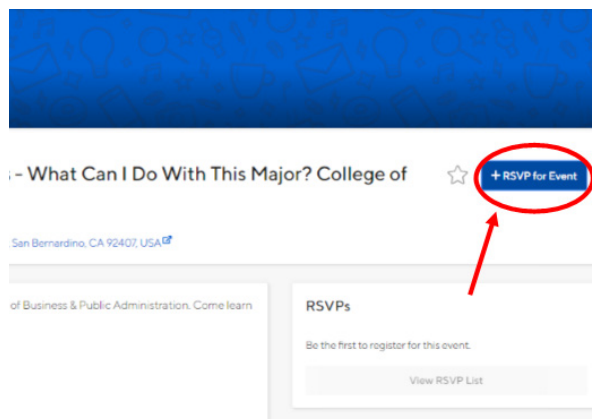
STEP 2

When you find an event in that you are interested in click on the green “View Event” button on the right-hand side of the event posting.



STEP 3

Once you have reviewed the event details, click the blue “RSVP for Event” button on the right-hand side. This will notify the Career Center that you will be attending the event that you have chosen.



STEP 4

After you join, or RSVP for, the event of your choice, the blue “RSVP the Event” button will then turn into a green “Registered” button. This confirms your spot for the event and/or fair that you plan to attend.

