

Comparing 04/28/2023* to:
05/03/2024

80 Days to Summer 2024 Census on: 7/22/2024

*Comparing days to Census

	Resident				Non-Resident Foreign				Non-Resident USA				Total						
	2023	2024	N Δ	% Δ	2023	2024	N Δ	% Δ	2023	2024	N Δ	% Δ	2023	2024	Target	Target Δ	Target % Δ	N Δ	% Δ
New Students																			
FT Freshmen	0	0	0	-	0	0	0	-	0	0	0	-	0	0					
LD Transfer	0	0	0	-	0	0	0	-	0	0	0	-	0	0					
UD Transfer	0	0	0	-	0	0	0	-	0	0	0	-	0	0					
PostBac	9	0	-9	-100%	0	0	0	-	0	0	0	-	9	0					
PostBac Cr	0	0	0	-	0	0	0	-	0	0	0	-	0	0					
Masters	3	0	-3	-100%	0	0	0	-	0	0	0	-	3	0					
Doctoral	0	0	0	-	0	0	0	-	0	0	0	-	0	0					
Total	12	0	-12	-100%	0	0	0	-	0	0	0	-	12	0					
Continue/Return																			
Freshmen	263	221	-42	-16%	7	9	2	29%	0	0	0	-	270	230					
Sophomores	321	279	-42	-13%	9	4	-5	-56%	1	0	-1	-100%	331	283					
Juniors	1,650	1,411	-239	-14%	15	10	-5	-33%	0	2	2	-	1,665	1,423					
Seniors	1,871	1,591	-280	-15%	31	26	-5	-16%	0	1	1	-	1,902	1,618					
PostBac	1	3	2	200%	1	0	-1	-100%	0	0	0	-	2	3					
PostBac Cr	4	12	8	200%	0	0	0	-	0	0	0	-	4	12					
Masters	245	238	-7	-3%	89	63	-26	-29%	2	1	-1	-50%	336	302					
Doctoral	33	35	2	6%	0	0	0	-	0	0	0	-	33	35					
Return fr Absence	0	0	0	-	0	0	0	-	0	0	0	-	0	0					
Transitory	2	2	0	0%	0	0	0	-	0	0	0	-	2	2					
Total	4,390	3,792	-598	-14%	152	112	-40	-26%	3	4	1	33%	4,545	3,908					
Total Headcount	4,402	3,792	-610	-14%	152	112	-40	-26%	3	4	1	33%	4,557	3,908					3,908 -
FTES All Students																			
FT Freshmen	0.00	0.00	0.00	-	0.00	0.00	0.00	-	0.00	0.00	0	-	0.00	0.00					
Freshmen	104.40	90.80	-13.60	-13%	4.47	4.87	0.40	9%	0.00	0.00	0	-	108.87	95.67					
Sophomores	136.13	121.67	-14.46	-11%	5.93	2.13	-3.80	-64%	0.80	0.00	-1	-100%	142.86	123.80					
Juniors	756.67	672.20	-84.47	-11%	9.93	6.00	-3.93	-40%	0.00	1.67	2	-	766.60	679.87					
Seniors	784.00	681.20	-102.80	-13%	14.27	13.73	-0.54	-4%	0.00	0.40	0	-	798.27	695.33					
PostBac	3.80	0.80	-3.00	-79%	0.27	0.00	-0.27	-100%	0.00	0.00	0	-	4.07	0.80					
PostBac Cr	1.20	4.07	2.87	239%	0.00	0.00	0.00	-	0.00	0.00	0	-	1.20	4.07					
Masters	108.25	116.17	7.92	7%	43.17	29.08	-14.09	-33%	0.75	0.67	0	-11%	152.17	145.92					
Doctoral	16.83	17.25	0.42	2%	0.00	0.00	0.00	-	0.00	0.00	0	-	16.83	17.25					
Return fr Absence	0.00	0.00	0.00	-	0.00	0.00	0.00	-	0.00	0.00	0	-	0.00	0.00					
Transitory	0.60	0.60	0.00	0%	0.00	0.00	0.00	-	0.00	0.00	0	-	0.60	0.60					
Total FTES	1,911.88	1,704.76	-207.12	-11%	78.04	55.81	-22.23	-28%	1.55	2.74	1	77%	1,991.47	1,763.31					1,763 -
Mean Unit Load																			
FT Freshmen	-	-	-	-	-	-	-	-	-	-	-	-	-	-					
Freshmen	5.95	6.16	0.21	3.5%	9.58	8.12	-1.46	-15.3%	-	-	-	-	6.05	6.24					
Sophomores	6.36	6.54	0.18	2.8%	9.88	7.99	-1.90	-19.2%	12.00	-	-	-	6.47	6.56					
Juniors	6.88	7.15	0.27	3.9%	9.93	9.00	-0.93	-9.4%	-	12.53	-	-	6.91	7.17					
Seniors	6.29	6.42	0.14	2.2%	6.90	7.92	1.02	14.7%	-	6.00	-	-	6.30	6.45					
PostBac	5.50	4.20	-1.30	-23.6%	4.05	-	-	-	-	-	-	-	5.39	4.20					
PostBac Cr	4.50	5.09	0.59	13.1%	-	-	-	-	-	-	-	-	4.50	5.09					
Masters	5.24	5.86	0.62	11.8%	5.82	5.54	-0.28	-4.8%	4.50	8.04	3.54	78.7%	5.39	5.80					
Doctoral	6.12	5.91	-0.21	-3.4%	-	-	-	-	-	-	-	-	6.12	5.91					
Total	6.43	6.64	0.21	3.2%	6.85	6.70	-0.15	-2.2%	7.00	9.77	2.77	39.6%	6.44	6.64					
FTES College of Disc																			
A&L	331.83	310.33	-21.50	-6%	5.60	3.40	-2.20	-39%	0.20	0.20	0.00	0%	337.63	313.93					
BPA	409.27	381.75	-27.52	-7%	33.40	16.58	-16.82	-50%	0.50	0.93	0.43	86%	443.17	399.26					
Educ	28.80	37.00	8.20	28%	.00	.00	0.00	-	0.00	0.00	0.00	-	28.80	37.00					
NSci	442.15	402.78	-39.37	-9%	35.43	32.43	-3.00	-8%	0.25	1.40	1.15	460%	477.83	436.61					
SBS	699.83	572.88	-126.95	-18%	3.60	3.40	-0.20	-6%	0.60	0.20	-0.40	-67%	704.03	576.48					
UNV	0.00	0.00	0.00	-	.00	.00	0.00	-	0.00	0.00	0.00	-	0.00	0.00					
Total	1,911.88	1,704.74	-207.14	-11%	78.03	55.81	-22.22	-28%	1.55	2.73	1.18	76%	1,991.46	1,763.28					

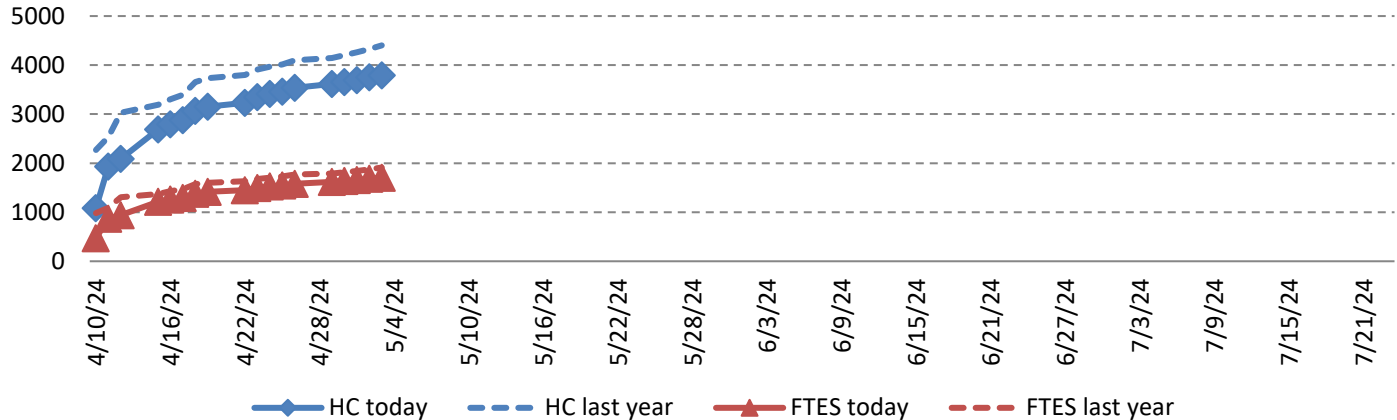
Units < 6.1	Resident	NR Foreign	NR USA	Total
Undergrad	4105	62	1	4168
PostB	12	1	0	13
PostB Cr	4	0	0	4
Masters	248	89	2	339
Doctoral	33	0	0	33
Total	4402	152	3	4557

Units > 6.0	Resident	NR Foreign	NR USA	Total
Undergrad	3502	49	3	3554
PostB	5	0	0	5
PostB Cr	12	0	0	12
Masters	238	63	1	302
Doctoral	35	0	0	35
Total	3792	112	4	3908

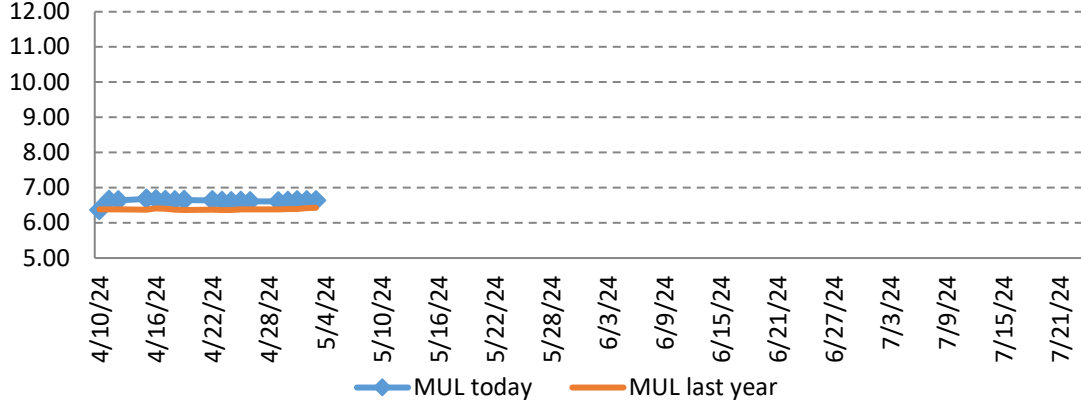
05/03/2024

80 Days to Summer 2024 Census on: 7/22/2024

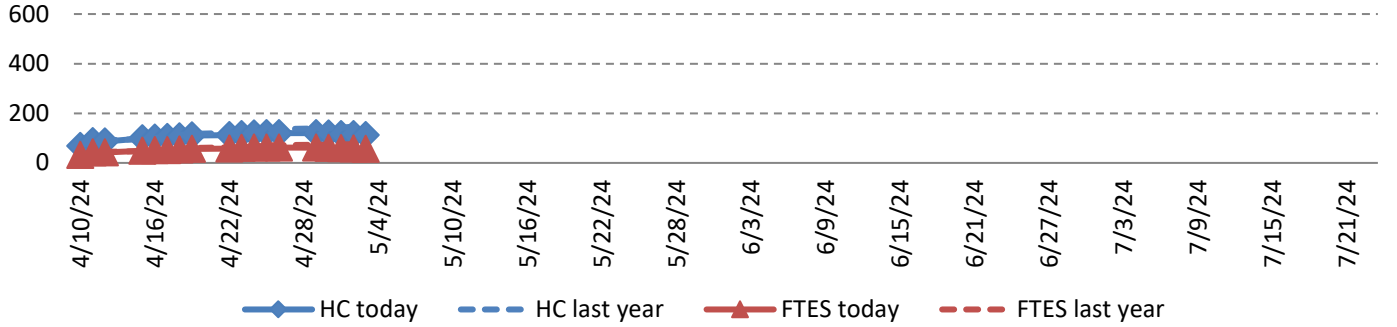
Resident Headcount & FTE



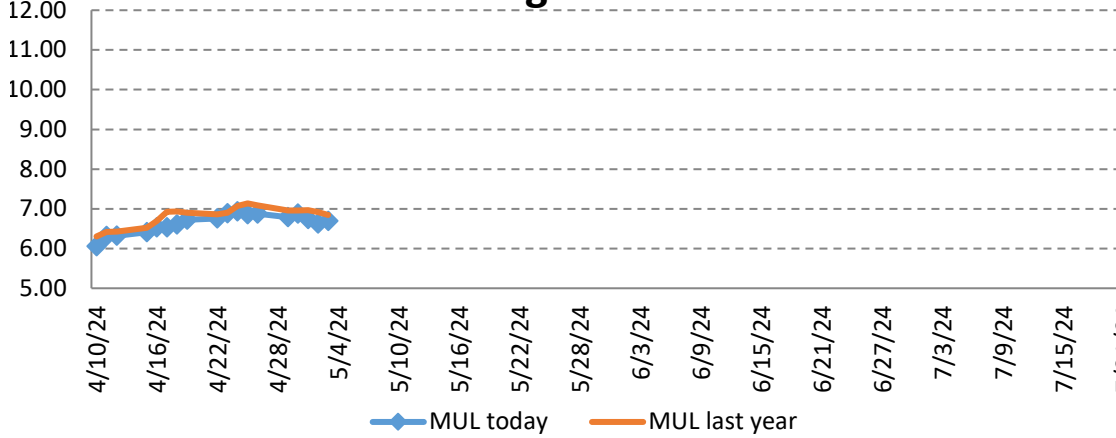
Resident Mean Unit Load



Non-Res Foreign Headcount & FTE



Non-Res Foreign Mean Unit Load



Comparing 04/27/2023* to:
05/02/2024

81 Days to Summer 2024 Census on: 7/22/2024

*Comparing days to Census	Resident				Non-Resident Foreign				Non-Resident USA				Total						
	2023	2024	N Δ	% Δ	2023	2024	N Δ	% Δ	2023	2024	N Δ	% Δ	2023	2024	Target	Target Δ	Target % Δ	N Δ	% Δ
New Students																			
FT Freshmen	0	0	0	-	0	0	0	-	0	0	0	-	0	0					
LD Transfer	0	0	0	-	0	0	0	-	0	0	0	-	0	0					
UD Transfer	0	1	1	-	0	0	0	-	0	0	0	-	0	1					
PostBac	9	0	-9	-100%	0	0	0	-	0	0	0	-	9	0					
PostBac Cr	0	0	0	-	0	0	0	-	0	0	0	-	0	0					
Masters	3	0	-3	-100%	0	0	0	-	0	0	0	-	3	0					
Doctoral	0	0	0	-	0	0	0	-	0	0	0	-	0	0					
Total	12	1	-11	-92%	0	0	0	-	0	0	0	-	12	1					
Continue/Return																			
Freshmen	259	217	-42	-16%	6	9	3	50%	0	0	0	-	265	226					
Sophomores	311	273	-38	-12%	9	5	-4	-44%	1	0	-1	-100%	321	278					
Juniors	1,606	1,393	-213	-13%	14	10	-4	-29%	0	2	2	-	1,620	1,405					
Seniors	1,854	1,580	-274	-15%	30	26	-4	-13%	0	1	1	-	1,884	1,607					
PostBac	1	4	3	300%	1	0	-1	-100%	0	0	0	-	2	4					
PostBac Cr	5	12	7	140%	0	0	0	-	0	0	0	-	5	12					
Masters	243	236	-7	-3%	86	66	-20	-23%	2	1	-1	-50%	331	303					
Doctoral	33	35	2	6%	0	0	0	-	0	0	0	-	33	35					
Return fr Absence	0	0	0	-	0	0	0	-	0	0	0	-	0	0					
Transitory	2	2	0	0%	0	0	0	-	0	0	0	-	2	2					
Total	4,314	3,752	-562	-13%	146	116	-30	-21%	3	4	1	33%	4,463	3,872					
Total Headcount	4,326	3,753	-573	-13%	146	116	-30	-21%	3	4	1	33%	4,475	3,873		3,873			
FTES All Students																			
FT Freshmen	0.00	0.00	0.00	-	0.00	0.00	0.00	-	0.00	0.00	0	-	0.00	0.00					
Freshmen	102.93	88.87	-14.06	-14%	3.80	4.87	1.07	28%	0.00	0.00	0	-	106.73	93.74					
Sophomores	131.40	119.07	-12.33	-9%	5.93	2.27	-3.66	-62%	0.80	0.00	-1	-100%	138.13	121.34					
Juniors	736.40	666.60	-69.80	-9%	9.73	6.00	-3.73	-38%	0.00	1.67	2	-	746.13	674.27					
Seniors	775.00	675.00	-100.00	-13%	14.07	13.73	-0.34	-2%	0.00	0.40	0	-	789.07	689.13					
PostBac	3.80	1.00	-2.80	-74%	0.27	0.00	-0.27	-100%	0.00	0.00	0	-	4.07	1.00					
PostBac Cr	1.40	4.47	3.07	219%	0.00	0.00	0.00	-	0.00	0.00	0	-	1.40	4.47					
Masters	107.25	114.17	6.92	6%	41.92	30.50	-11.42	-27%	0.75	0.67	0	-11%	149.92	145.34					
Doctoral	16.83	17.25	0.42	2%	0.00	0.00	0.00	-	0.00	0.00	0	-	16.83	17.25					
Return fr Absence	0.00	0.00	0.00	-	0.00	0.00	0.00	-	0.00	0.00	0	-	0.00	0.00					
Transitory	0.60	0.60	0.00	0%	0.00	0.00	0.00	-	0.00	0.00	0	-	0.60	0.60					
Total FTES	1,875.61	1,687.03	-188.58	-10%	75.72	57.37	-18.35	-24%	1.55	2.74	1	77%	1,952.88	1,747.14		1,747			
Mean Unit Load																			
FT Freshmen	-	-	-	-	-	-	-	-	-	-	-	-	-	-					
Freshmen	5.96	6.14	0.18	3.1%	9.50	8.12	-1.38	-14.6%	-	-	-	-	6.04	6.22					
Sophomores	6.34	6.54	0.20	3.2%	9.88	6.81	-3.07	-31.1%	12.00	-	-	-	6.45	6.55					
Juniors	6.88	7.18	0.30	4.4%	10.43	9.00	-1.43	-13.7%	-	12.53	-	-	6.91	7.20					
Seniors	6.27	6.41	0.14	2.2%	7.04	7.92	0.89	12.6%	-	6.00	-	-	6.28	6.43					
PostBac	5.50	4.00	-1.50	-27.3%	4.05	-	-	-	-	-	-	-	5.39	4.00					
PostBac Cr	4.20	5.59	1.39	33.0%	-	-	-	-	-	-	-	-	4.20	5.59					
Masters	5.23	5.81	0.57	11.0%	5.85	5.55	-0.30	-5.2%	4.50	8.04	3.54	78.7%	5.39	5.76					
Doctoral	6.12	5.91	-0.21	-3.4%	-	-	-	-	-	-	-	-	6.12	5.91					
Total	6.42	6.64	0.22	3.5%	6.92	6.63	-0.29	-4.2%	7.00	9.77	2.77	39.6%	6.43	6.64					
FTES College of Disc																			
A&L	318.63	305.77	-12.86	-4%	5.20	3.20	-2.00	-38%	0.20	0.20	0.00	0%	324.03	309.17					
BPA	403.92	373.98	-29.94	-7%	32.77	17.28	-15.49	-47%	0.50	0.93	0.43	86%	437.19	392.19					
Educ	28.40	37.40	9.00	32%	.00	.00	0.00	-	0.00	0.00	0.00	-	28.40	37.40					
NSci	434.90	398.52	-36.38	-8%	34.35	33.35	-1.00	-3%	0.25	1.40	1.15	460%	469.50	433.27					
SBS	689.77	571.35	-118.42	-17%	3.40	3.53	0.13	4%	0.60	0.20	-0.40	-67%	693.77	575.08					
UNV	0.00	0.00	0.00	-	.00	.00	0.00	-	0.00	0.00	0.00	-	0.00	0.00					
Total	1,875.62	1,687.02	-188.60	-10%	75.72	57.36	-18.36	-24%	1.55	2.73	1.18	76%	1,952.89	1,747.11					

Comparing 04/26/2023* to:
05/01/2024

82 Days to Summer 2024 Census on: 7/22/2024

*Comparing days to Census	Resident				Non-Resident Foreign				Non-Resident USA				Total						
	2023	2024	N Δ	% Δ	2023	2024	N Δ	% Δ	2023	2024	N Δ	% Δ	2023	2024	Target	Target Δ	Target % Δ	N Δ	% Δ
New Students																			
FT Freshmen	0	0	0	-	0	0	0	-	0	0	0	-	0	0					
LD Transfer	0	0	0	-	0	0	0	-	0	0	0	-	0	0					
UD Transfer	0	1	1	-	0	0	0	-	0	0	0	-	0	1					
PostBac	9	0	-9	-100%	0	0	0	-	0	0	0	-	9	0					
PostBac Cr	0	0	0	-	0	0	0	-	0	0	0	-	0	0					
Masters	3	0	-3	-100%	0	0	0	-	0	0	0	-	3	0					
Doctoral	0	0	0	-	0	0	0	-	0	0	0	-	0	0					
Total	12	1	-11	-92%	0	0	0	-	0	0	0	-	12	1					
Continue/Return																			
Freshmen	252	214	-38	-15%	6	10	4	67%	0	0	0	-	258	224					
Sophomores	306	271	-35	-11%	8	4	-4	-50%	1	0	-1	-100%	315	275					
Juniors	1,571	1,374	-197	-13%	14	10	-4	-29%	0	2	2	-	1,585	1,386					
Seniors	1,840	1,554	-286	-16%	30	25	-5	-17%	0	1	1	-	1,870	1,580					
PostBac	1	4	3	300%	1	0	-1	-100%	0	0	0	-	2	4					
PostBac Cr	5	12	7	140%	0	0	0	-	0	0	0	-	5	12					
Masters	242	230	-12	-5%	83	67	-16	-19%	3	1	-2	-67%	328	298					
Doctoral	33	35	2	6%	0	0	0	-	0	0	0	-	33	35					
Return fr Absence	0	0	0	-	0	0	0	-	0	0	0	-	0	0					
Transitory	2	2	0	0%	0	0	0	-	0	0	0	-	2	2					
Total	4,252	3,696	-556	-13%	142	116	-26	-18%	4	4	0	0%	4,398	3,816					
Total Headcount	4,264	3,697	-567	-13%	142	116	-26	-18%	4	4	0	0%	4,410	3,817		3,817			
FTES All Students																			
FT Freshmen	0.00	0.00	0.00	-	0.00	0.00	0.00	-	0.00	0.00	0	-	0.00	0.00					
Freshmen	101.33	86.67	-14.66	-14%	3.80	5.53	1.73	46%	0.00	0.00	0	-	105.13	92.20					
Sophomores	127.07	118.73	-8.34	-7%	5.33	2.07	-3.26	-61%	0.80	0.00	-1	-100%	133.20	120.80					
Juniors	717.67	657.07	-60.60	-8%	9.67	6.00	-3.67	-38%	0.00	1.47	1	-	727.34	664.54					
Seniors	767.60	663.00	-104.60	-14%	13.93	13.93	0.00	0%	0.00	0.40	0	-	781.53	677.33					
PostBac	3.80	1.00	-2.80	-74%	0.27	0.00	-0.27	-100%	0.00	0.00	0	-	4.07	1.00					
PostBac Cr	1.40	4.47	3.07	219%	0.00	0.00	0.00	-	0.00	0.00	0	-	1.40	4.47					
Masters	106.50	111.42	4.92	5%	41.17	30.75	-10.42	-25%	1.25	0.67	-1	-46%	148.92	142.84					
Doctoral	16.50	17.25	0.75	5%	0.00	0.00	0.00	-	0.00	0.00	0	-	16.50	17.25					
Return fr Absence	0.00	0.00	0.00	-	0.00	0.00	0.00	-	0.00	0.00	0	-	0.00	0.00					
Transitory	0.60	0.60	0.00	0%	0.00	0.00	0.00	-	0.00	0.00	0	-	0.60	0.60					
Total FTES	1,842.47	1,660.21	-182.26	-10%	74.17	58.28	-15.89	-21%	2.05	2.54	0	24%	1,918.69	1,721.03		1,721			
Mean Unit Load																			
FT Freshmen	-	-	-	-	-	-	-	-	-	-	-	-	-	-					
Freshmen	6.03	6.08	0.04	0.7%	9.50	8.30	-1.21	-12.7%	-	-	-	-	6.11	6.17					
Sophomores	6.23	6.57	0.34	5.5%	9.99	7.76	-2.23	-22.3%	12.00	-	-	-	6.34	6.59					
Juniors	6.85	7.17	0.32	4.7%	10.36	9.00	-1.36	-13.1%	-	11.03	-	-	6.88	7.19					
Seniors	6.26	6.40	0.14	2.3%	6.97	8.36	1.39	20.0%	-	6.00	-	-	6.27	6.43					
PostBac	5.50	4.00	-1.50	-27.3%	4.05	-	-	-	-	-	-	-	5.39	4.00					
PostBac Cr	4.20	5.59	1.39	33.0%	-	-	-	-	-	-	-	-	4.20	5.59					
Masters	5.22	5.81	0.60	11.4%	5.95	5.51	-0.44	-7.5%	5.00	8.04	3.04	60.8%	5.40	5.75					
Doctoral	6.00	5.91	-0.09	-1.4%	-	-	-	-	-	-	-	-	6.00	5.91					
Total	6.39	6.63	0.24	3.7%	6.97	6.74	-0.22	-3.2%	6.75	9.02	2.27	33.7%	6.41	6.64					
FTES College of Disc																			
A&L	311.73	302.10	-9.63	-3%	5.00	3.60	-1.40	-28%	0.20	0.20	0.00	0%	316.93	305.90					
BPA	396.57	367.03	-29.54	-7%	31.92	16.58	-15.34	-48%	1.00	0.93	-0.07	-7%	429.49	384.54					
Educ	28.80	36.20	7.40	26%	.00	.00	0.00	-	0.00	0.00	0.00	-	28.80	36.20					
NSci	424.72	390.98	-33.74	-8%	33.85	34.37	0.52	2%	0.25	1.20	0.95	380%	458.82	426.55					
SBS	680.65	563.88	-116.77	-17%	3.40	3.73	0.33	10%	0.60	0.20	-0.40	-67%	684.65	567.81					
UNV	0.00	0.00	0.00	-	.00	.00	0.00	-	0.00	0.00	0.00	-	0.00	0.00					
Total	1,842.47	1,660.19	-182.28	-10%	74.17	58.28	-15.89	-21%	2.05	2.53	0.48	23%	1,918.69	1,721.00					

Comparing 04/25/2023* to:
04/30/2024

83 Days to Summer 2024 Census on: 7/22/2024

*Comparing days to Census

	Resident				Non-Resident Foreign				Non-Resident USA				Total						
	2023	2024	N Δ	% Δ	2023	2024	N Δ	% Δ	2023	2024	N Δ	% Δ	2023	2024	Target	Target Δ	Target % Δ	N Δ	% Δ
New Students																			
FT Freshmen	0	0	0	-	0	0	0	-	0	0	0	-	0	0					
LD Transfer	0	0	0	-	0	0	0	-	0	0	0	-	0	0					
UD Transfer	0	1	1	-	0	0	0	-	0	0	0	-	0	1					
PostBac	8	0	-8	-100%	0	0	0	-	0	0	0	-	8	0					
PostBac Cr	0	0	0	-	0	0	0	-	0	0	0	-	0	0					
Masters	3	0	-3	-100%	0	0	0	-	0	0	0	-	3	0					
Doctoral	0	0	0	-	0	0	0	-	0	0	0	-	0	0					
Total	11	1	-10	-91%	0	0	0	-	0	0	0	-	11	1					
Continue/Return																			
Freshmen	249	209	-40	-16%	6	10	4	67%	0	0	0	-	255	219					
Sophomores	299	272	-27	-9%	8	4	-4	-50%	1	0	-1	-100%	308	276					
Juniors	1,554	1,365	-189	-12%	14	11	-3	-21%	0	2	2	-	1,568	1,378					
Seniors	1,807	1,526	-281	-16%	30	25	-5	-17%	0	1	1	-	1,837	1,552					
PostBac	1	4	3	300%	1	0	-1	-100%	0	0	0	-	2	4					
PostBac Cr	5	10	5	100%	0	0	0	-	0	0	0	-	5	10					
Masters	240	228	-12	-5%	81	68	-13	-16%	3	1	-2	-67%	324	297					
Doctoral	33	35	2	6%	0	0	0	-	0	0	0	-	33	35					
Return fr Absence	0	0	0	-	0	0	0	-	0	0	0	-	0	0					
Transitory	2	2	0	0%	0	0	0	-	0	0	0	-	2	2					
Total	4,190	3,651	-539	-13%	140	118	-22	-16%	4	4	0	0%	4,334	3,773					
Total Headcount	4,201	3,652	-549	-13%	140	118	-22	-16%	4	4	0	0%	4,345	3,774		3,774 -			
FTES All Students																			
FT Freshmen	0.00	0.00	0.00	-	0.00	0.00	0.00	-	0.00	0.00	0	-	0.00	0.00					
Freshmen	100.87	84.13	-16.74	-17%	3.60	5.53	1.93	54%	0.00	0.00	0	-	104.47	89.66					
Sophomores	123.47	118.33	-5.14	-4%	5.13	2.07	-3.06	-60%	0.80	0.00	-1	-100%	129.40	120.40					
Juniors	708.13	649.33	-58.80	-8%	9.67	6.40	-3.27	-34%	0.00	1.47	1	-	717.80	657.20					
Seniors	754.87	651.53	-103.34	-14%	13.93	14.13	0.20	1%	0.00	0.40	0	-	768.80	666.06					
PostBac	3.40	1.00	-2.40	-71%	0.27	0.00	-0.27	-100%	0.00	0.00	0	-	3.67	1.00					
PostBac Cr	1.40	3.27	1.87	134%	0.00	0.00	0.00	-	0.00	0.00	0	-	1.40	3.27					
Masters	105.92	111.67	5.75	5%	40.42	32.50	-7.92	-20%	1.25	0.67	-1	-46%	147.59	144.84					
Doctoral	16.50	17.25	0.75	5%	0.00	0.00	0.00	-	0.00	0.00	0	-	16.50	17.25					
Return fr Absence	0.00	0.00	0.00	-	0.00	0.00	0.00	-	0.00	0.00	0	-	0.00	0.00					
Transitory	0.60	0.60	0.00	0%	0.00	0.00	0.00	-	0.00	0.00	0	-	0.60	0.60					
Total FTES	1,815.16	1,637.11	-178.05	-10%	73.02	60.63	-12.39	-17%	2.05	2.54	0	24%	1,890.23	1,700.28		1,700 -			
Mean Unit Load																			
FT Freshmen	-	-	-	-	-	-	-	-	-	-	-	-	-	-					
Freshmen	6.08	6.04	-0.04	-0.6%	9.00	8.30	-0.71	-7.8%	-	-	-	-	6.15	6.14					
Sophomores	6.19	6.53	0.33	5.4%	9.62	7.76	-1.86	-19.3%	12.00	-	-	-	6.30	6.54					
Juniors	6.84	7.14	0.30	4.4%	10.36	8.73	-1.63	-15.8%	-	11.03	-	-	6.87	7.15					
Seniors	6.27	6.40	0.13	2.1%	6.97	8.48	1.51	21.7%	-	6.00	-	-	6.28	6.43					
PostBac	5.45	4.00	-1.45	-26.7%	4.05	-	-	-	-	-	-	-	5.34	4.00					
PostBac Cr	4.20	4.91	0.70	16.8%	-	-	-	-	-	-	-	-	4.20	4.91					
Masters	5.23	5.88	0.65	12.4%	5.99	5.74	-0.25	-4.2%	5.00	8.04	3.04	60.8%	5.42	5.85					
Doctoral	6.00	5.91	-0.09	-1.4%	-	-	-	-	-	-	-	-	6.00	5.91					
Total	6.39	6.62	0.22	3.5%	6.96	6.88	-0.08	-1.1%	6.75	9.02	2.27	33.7%	6.41	6.63					
FTES College of Disc																			
A&L	304.30	299.43	-4.87	-2%	4.80	4.00	-0.80	-17%	0.20	0.20	0.00	0%	309.30	303.63					
BPA	391.32	365.70	-25.62	-7%	32.17	16.58	-15.59	-48%	1.00	0.93	-0.07	-7%	424.49	383.21					
Educ	28.15	33.25	5.10	18%	.00	.00	0.00	-	0.00	0.00	0.00	-	28.15	33.25					
NSci	418.58	385.05	-33.53	-8%	32.65	36.32	3.67	11%	0.25	1.20	0.95	380%	451.48	422.57					
SBS	672.80	553.68	-119.12	-18%	3.40	3.73	0.33	10%	0.60	0.20	-0.40	-67%	676.80	557.61					
UNV	0.00	0.00	0.00	-	.00	.00	0.00	-	0.00	0.00	0.00	-	0.00	0.00					
Total	1,815.15	1,637.11	-178.04	-10%	73.02	60.63	-12.39	-17%	2.05	2.53	0.48	23%	1,890.22	1,700.27					

Comparing 04/24/2023* to:
04/29/2024

84 Days to Summer 2024 Census on: 7/22/2024

*Comparing days to Census

	Resident				Non-Resident Foreign				Non-Resident USA				Total						
	2023	2024	N Δ	% Δ	2023	2024	N Δ	% Δ	2023	2024	N Δ	% Δ	2023	2024	Target	Target Δ	Target % Δ	N Δ	% Δ
New Students																			
FT Freshmen	0	0	0	-	0	0	0	-	0	0	0	-	0	0					
LD Transfer	0	0	0	-	0	0	0	-	0	0	0	-	0	0					
UD Transfer	0	0	0	-	0	0	0	-	0	0	0	-	0	0					
PostBac	8	0	-8	-100%	0	0	0	-	0	0	0	-	8	0					
PostBac Cr	0	0	0	-	0	0	0	-	0	0	0	-	0	0					
Masters	3	0	-3	-100%	0	0	0	-	0	0	0	-	3	0					
Doctoral	0	0	0	-	0	0	0	-	0	0	0	-	0	0					
Total	11	0	-11	-100%	0	0	0	-	0	0	0	-	11	0					
Continue/Return																			
Freshmen	241	206	-35	-15%	6	10	4	67%	0	0	0	-	247	216					
Sophomores	293	265	-28	-10%	8	4	-4	-50%	1	0	-1	-100%	302	269					
Juniors	1,536	1,358	-178	-12%	14	11	-3	-21%	0	2	2	-	1,550	1,371					
Seniors	1,788	1,510	-278	-16%	29	25	-4	-14%	0	1	1	-	1,817	1,536					
PostBac	1	4	3	300%	1	0	-1	-100%	0	0	0	-	2	4					
PostBac Cr	5	10	5	100%	0	0	0	-	0	0	0	-	5	10					
Masters	237	224	-13	-5%	81	70	-11	-14%	3	1	-2	-67%	321	295					
Doctoral	33	35	2	6%	0	0	0	-	0	0	0	-	33	35					
Return fr Absence	0	0	0	-	0	0	0	-	0	0	0	-	0	0					
Transitory	2	2	0	0%	0	0	0	-	0	0	0	-	2	2					
Total	4,136	3,614	-522	-13%	139	120	-19	-14%	4	4	0	0%	4,279	3,738					
Total Headcount	4,147	3,614	-533	-13%	139	120	-19	-14%	4	4	0	0%	4,290	3,738					3,738 -
FTES All Students																			
FT Freshmen	0.00	0.00	0.00	-	0.00	0.00	0.00	-	0.00	0.00	0	-	0.00	0.00					
Freshmen	97.40	81.80	-15.60	-16%	3.80	5.33	1.53	40%	0.00	0.00	0	-	101.20	87.13					
Sophomores	121.87	117.13	-4.74	-4%	5.13	2.07	-3.06	-60%	0.80	0.00	-1	-100%	127.80	119.20					
Juniors	695.93	643.40	-52.53	-8%	9.67	6.40	-3.27	-34%	0.00	1.47	1	-	705.60	651.27					
Seniors	746.93	643.40	-103.53	-14%	13.07	13.73	0.66	5%	0.00	0.40	0	-	760.00	657.53					
PostBac	3.40	0.80	-2.60	-76%	0.27	0.00	-0.27	-100%	0.00	0.00	0	-	3.67	0.80					
PostBac Cr	1.40	3.07	1.67	119%	0.00	0.00	0.00	-	0.00	0.00	0	-	1.40	3.07					
Masters	104.67	110.42	5.75	5%	40.67	33.50	-7.17	-18%	1.25	0.67	-1	-46%	146.59	144.59					
Doctoral	16.50	17.25	0.75	5%	0.00	0.00	0.00	-	0.00	0.00	0	-	16.50	17.25					
Return fr Absence	0.00	0.00	0.00	-	0.00	0.00	0.00	-	0.00	0.00	0	-	0.00	0.00					
Transitory	0.60	0.60	0.00	0%	0.00	0.00	0.00	-	0.00	0.00	0	-	0.60	0.60					
Total FTES	1,788.70	1,617.87	-170.83	-10%	72.61	61.03	-11.58	-16%	2.05	2.54	0	24%	1,863.36	1,681.44					1,681 -
Mean Unit Load																			
FT Freshmen	-	-	-	-	-	-	-	-	-	-	-	-	-	-					
Freshmen	6.06	5.96	-0.11	-1.7%	9.50	8.00	-1.51	-15.8%	-	-	-	-	6.15	6.05					
Sophomores	6.24	6.63	0.39	6.3%	9.62	7.76	-1.86	-19.3%	12.00	-	-	-	6.35	6.65					
Juniors	6.80	7.11	0.31	4.6%	10.36	8.73	-1.63	-15.8%	-	11.03	-	-	6.83	7.13					
Seniors	6.27	6.39	0.13	2.0%	6.76	8.24	1.48	21.9%	-	6.00	-	-	6.27	6.42					
PostBac	5.45	3.50	-1.95	-35.8%	4.05	-	-	-	-	-	-	-	5.34	3.50					
PostBac Cr	4.20	4.61	0.40	9.6%	-	-	-	-	-	-	-	-	4.20	4.61					
Masters	5.23	5.92	0.68	13.0%	6.03	5.74	-0.28	-4.7%	5.00	8.04	3.04	60.8%	5.43	5.88					
Doctoral	6.00	5.91	-0.09	-1.4%	-	-	-	-	-	-	-	-	6.00	5.91					
Total	6.38	6.61	0.23	3.6%	6.96	6.79	-0.17	-2.4%	6.75	9.02	2.27	33.7%	6.40	6.62					
FTES College of Disc																			
A&L	301.72	295.85	-5.87	-2%	5.00	4.00	-1.00	-20%	0.20	0.20	0.00	0%	306.92	300.05					
BPA	385.23	362.55	-22.68	-6%	31.50	16.43	-15.07	-48%	1.00	0.93	-0.07	-7%	417.73	379.91					
Educ	28.55	32.05	3.50	12%	.00	.00	0.00	-	0.00	0.00	0.00	-	28.55	32.05					
NSci	414.72	379.12	-35.60	-9%	32.70	37.07	4.37	13%	0.25	1.20	0.95	380%	447.67	417.39					
SBS	658.48	548.30	-110.18	-17%	3.40	3.53	0.13	4%	0.60	0.20	-0.40	-67%	662.48	552.03					
UNV	0.00	0.00	0.00	-	.00	.00	0.00	-	0.00	0.00	0.00	-	0.00	0.00					
Total	1,788.70	1,617.87	-170.83	-10%	72.60	61.03	-11.57	-16%	2.05	2.53	0.48	23%	1,863.35	1,681.43					

Comparing 04/21/2023* to:
04/26/2024

87 Days to Summer 2024 Census on: 7/22/2024

*Comparing days to Census	Resident				Non-Resident Foreign				Non-Resident USA				Total						
	2023	2024	N Δ	% Δ	2023	2024	N Δ	% Δ	2023	2024	N Δ	% Δ	2023	2024	Target	Target Δ	Target % Δ	N Δ	% Δ
New Students																			
FT Freshmen	0	0	0	-	0	0	0	-	0	0	0	-	0	0					
LD Transfer	0	0	0	-	0	0	0	-	0	0	0	-	0	0					
UD Transfer	0	0	0	-	0	0	0	-	0	0	0	-	0	0					
PostBac	8	0	-8	-100%	0	0	0	-	0	0	0	-	8	0					
PostBac Cr	0	0	0	-	0	0	0	-	0	0	0	-	0	0					
Masters	3	0	-3	-100%	0	0	0	-	0	0	0	-	3	0					
Doctoral	0	0	0	-	0	0	0	-	0	0	0	-	0	0					
Total	11	0	-11	-100%	0	0	0	-	0	0	0	-	11	0					
Continue/Return																			
Freshmen	227	201	-26	-11%	6	10	4	67%	0	0	0	-	233	211					
Sophomores	287	260	-27	-9%	8	4	-4	-50%	1	0	-1	-100%	296	264					
Juniors	1,528	1,348	-180	-12%	14	11	-3	-21%	0	2	2	-	1,542	1,361					
Seniors	1,773	1,488	-285	-16%	27	25	-2	-7%	0	1	1	-	1,800	1,514					
PostBac	1	4	3	300%	1	0	-1	-100%	0	0	0	-	2	4					
PostBac Cr	6	9	3	50%	0	0	0	-	0	0	0	-	6	9					
Masters	231	221	-10	-4%	80	70	-10	-13%	3	1	-2	-67%	314	292					
Doctoral	33	4	-29	-88%	0	0	0	-	0	0	0	-	33	4					
Return fr Absence	0	0	0	-	0	0	0	-	0	0	0	-	0	0					
Transitory	1	1	0	0%	0	0	0	-	0	0	0	-	1	1					
Total	4,087	3,536	-551	-13%	136	120	-16	-12%	4	4	0	0%	4,227	3,660					
Total Headcount	4,098	3,536	-562	-14%	136	120	-16	-12%	4	4	0	0%	4,238	3,660					3,660 -
FTES All Students																			
FT Freshmen	0.00	0.00	0.00	-	0.00	0.00	0.00	-	0.00	0.00	0	-	0.00	0.00					
Freshmen	92.67	79.87	-12.80	-14%	3.80	5.33	1.53	40%	0.00	0.00	0	-	96.47	85.20					
Sophomores	119.47	115.27	-4.20	-4%	5.13	2.27	-2.86	-56%	0.80	0.00	-1	-100%	125.40	117.54					
Juniors	691.13	636.67	-54.46	-8%	9.87	6.40	-3.47	-35%	0.00	1.47	1	-	701.00	644.54					
Seniors	741.20	634.27	-106.93	-14%	12.87	13.93	1.06	8%	0.00	0.40	0	-	754.07	648.60					
PostBac	3.40	0.80	-2.60	-76%	0.27	0.00	-0.27	-100%	0.00	0.00	0	-	3.67	0.80					
PostBac Cr	1.60	2.87	1.27	79%	0.00	0.00	0.00	-	0.00	0.00	0	-	1.60	2.87					
Masters	102.50	109.67	7.17	7%	40.42	33.83	-6.59	-16%	1.25	0.67	-1	-46%	144.17	144.17					
Doctoral	16.50	1.50	-15.00	-91%	0.00	0.00	0.00	-	0.00	0.00	0	-	16.50	1.50					
Return fr Absence	0.00	0.00	0.00	-	0.00	0.00	0.00	-	0.00	0.00	0	-	0.00	0.00					
Transitory	0.40	0.20	-0.20	-50%	0.00	0.00	0.00	-	0.00	0.00	0	-	0.40	0.20					
Total FTES	1,768.87	1,581.12	-187.75	-11%	72.36	61.76	-10.60	-15%	2.05	2.54	0	24%	1,843.28	1,645.42					1,645 -
Mean Unit Load																			
FT Freshmen	-	-	-	-	-	-	-	-	-	-	-	-	-	-					
Freshmen	6.12	5.96	-0.16	-2.7%	9.50	8.00	-1.51	-15.8%	-	-	-	-	6.21	6.06					
Sophomores	6.24	6.65	0.41	6.5%	9.62	8.51	-1.11	-11.5%	12.00	-	-	-	6.35	6.68					
Juniors	6.78	7.08	0.30	4.4%	10.58	8.73	-1.85	-17.5%	-	11.03	-	-	6.82	7.10					
Seniors	6.27	6.39	0.12	2.0%	7.15	8.36	1.21	16.9%	-	6.00	-	-	6.28	6.43					
PostBac	5.70	3.00	-2.70	-47.4%	4.05	-	-	-	-	-	-	-	5.55	3.00					
PostBac Cr	4.00	4.78	0.78	19.6%	-	-	-	-	-	-	-	-	4.00	4.78					
Masters	5.26	5.95	0.70	13.3%	6.06	5.80	-0.26	-4.3%	5.00	8.04	3.04	60.8%	5.46	5.92					
Doctoral	6.00	4.50	-1.50	-25.0%	-	-	-	-	-	-	-	-	6.00	4.50					
Total	6.39	6.61	0.23	3.5%	7.09	6.87	-0.22	-3.0%	6.75	9.02	2.27	33.7%	6.41	6.62					
FTES College of Disc																			
A&L	297.93	290.70	-7.23	-2%	5.00	4.00	-1.00	-20%	0.20	0.20	0.00	0%	303.13	294.90					
BPA	382.57	357.98	-24.59	-6%	31.50	16.63	-14.87	-47%	1.00	0.93	-0.07	-7%	415.07	375.54					
Educ	28.35	15.30	-13.05	-46%	.00	.00	0.00	-	0.00	0.00	0.00	-	28.35	15.30					
NSci	409.00	374.18	-34.82	-9%	32.45	37.40	4.95	15%	0.25	1.20	0.95	380%	441.70	412.78					
SBS	651.02	542.93	-108.09	-17%	3.40	3.73	0.33	10%	0.60	0.20	-0.40	-67%	655.02	546.86					
UNV	0.00	0.00	0.00	-	.00	.00	0.00	-	0.00	0.00	0.00	-	0.00	0.00					
Total	1,768.87	1,581.09	-187.78	-11%	72.35	61.76	-10.59	-15%	2.05	2.53	0.48	23%	1,843.27	1,645.38					

Comparing 04/20/2023* to:
04/25/2024

88 Days to Summer 2024 Census on: 7/22/2024

*Comparing days to Census	Resident				Non-Resident Foreign				Non-Resident USA				Total						
	2023	2024	N Δ	% Δ	2023	2024	N Δ	% Δ	2023	2024	N Δ	% Δ	2023	2024	Target	Target Δ	Target % Δ	N Δ	% Δ
New Students																			
FT Freshmen	0	0	0	-	0	0	0	-	0	0	0	-	0	0					
LD Transfer	0	0	0	-	0	0	0	-	0	0	0	-	0	0					
UD Transfer	0	0	0	-	0	0	0	-	0	0	0	-	0	0					
PostBac	7	0	-7	-100%	0	0	0	-	0	0	0	-	7	0					
PostBac Cr	0	0	0	-	0	0	0	-	0	0	0	-	0	0					
Masters	3	0	-3	-100%	0	0	0	-	0	0	0	-	3	0					
Doctoral	0	0	0	-	0	0	0	-	0	0	0	-	0	0					
Total	10	0	-10	-100%	0	0	0	-	0	0	0	-	10	0					
Continue/Return																			
Freshmen	219	195	-24	-11%	4	10	6	150%	0	0	0	-	223	205					
Sophomores	278	255	-23	-8%	8	4	-4	-50%	1	0	-1	-100%	287	259					
Juniors	1,516	1,326	-190	-13%	14	11	-3	-21%	0	2	2	-	1,530	1,339					
Seniors	1,757	1,453	-304	-17%	27	25	-2	-7%	0	1	1	-	1,784	1,479					
PostBac	1	3	2	200%	1	0	-1	-100%	0	0	0	-	2	3					
PostBac Cr	6	8	2	33%	0	0	0	-	0	0	0	-	6	8					
Masters	225	215	-10	-4%	78	70	-8	-10%	3	1	-2	-67%	306	286					
Doctoral	2	4	2	100%	0	0	0	-	0	0	0	-	2	4					
Return fr Absence	0	0	0	-	0	0	0	-	0	0	0	-	0	0					
Transitory	0	0	0	-	0	0	0	-	0	0	0	-	0	0					
Total	4,004	3,459	-545	-14%	132	120	-12	-9%	4	4	0	0%	4,140	3,583					
Total Headcount	4,014	3,459	-555	-14%	132	120	-12	-9%	4	4	0	0%	4,150	3,583					3,583 -
FTES All Students																			
FT Freshmen	0.00	0.00	0.00	-	0.00	0.00	0.00	-	0.00	0.00	0	-	0.00	0.00					
Freshmen	89.27	77.27	-12.00	-13%	3.13	5.33	2.20	70%	0.00	0.00	0	-	92.40	82.60					
Sophomores	114.73	113.00	-1.73	-2%	5.13	2.40	-2.73	-53%	0.80	0.00	-1	-100%	120.66	115.40					
Juniors	685.27	627.13	-58.14	-8%	10.07	6.40	-3.67	-36%	0.00	1.47	1	-	695.34	635.00					
Seniors	731.47	619.27	-112.20	-15%	12.87	13.93	1.06	8%	0.00	0.40	0	-	744.34	633.60					
PostBac	3.00	0.60	-2.40	-80%	0.27	0.00	-0.27	-100%	0.00	0.00	0	-	3.27	0.60					
PostBac Cr	1.60	2.67	1.07	67%	0.00	0.00	0.00	-	0.00	0.00	0	-	1.60	2.67					
Masters	100.75	106.92	6.17	6%	39.17	33.58	-5.59	-14%	1.25	0.67	-1	-46%	141.17	141.17					
Doctoral	1.25	1.50	0.25	20%	0.00	0.00	0.00	-	0.00	0.00	0	-	1.25	1.50					
Return fr Absence	0.00	0.00	0.00	-	0.00	0.00	0.00	-	0.00	0.00	0	-	0.00	0.00					
Transitory	0.00	0.00	0.00	-	0.00	0.00	0.00	-	0.00	0.00	0	-	0.00	0.00					
Total FTES	1,727.34	1,548.36	-178.98	-10%	70.64	61.64	-9.00	-13%	2.05	2.54	0	24%	1,800.03	1,612.54					1,613 -
Mean Unit Load																			
FT Freshmen	-	-	-	-	-	-	-	-	-	-	-	-	-	-					
Freshmen	6.11	5.94	-0.17	-2.8%	11.74	8.00	-3.74	-31.9%	-	-	-	-	6.22	6.04					
Sophomores	6.19	6.65	0.46	7.4%	9.62	9.00	-0.62	-6.4%	12.00	-	-	-	6.31	6.68					
Juniors	6.78	7.09	0.31	4.6%	10.79	8.73	-2.06	-19.1%	-	11.03	-	-	6.82	7.11					
Seniors	6.24	6.39	0.15	2.4%	7.15	8.36	1.21	16.9%	-	6.00	-	-	6.26	6.43					
PostBac	5.63	3.00	-2.63	-46.7%	4.05	-	-	-	-	-	-	-	5.45	3.00					
PostBac Cr	4.00	5.01	1.01	25.2%	-	-	-	-	-	-	-	-	4.00	5.01					
Masters	5.30	5.97	0.66	12.5%	6.03	5.76	-0.27	-4.5%	5.00	8.04	3.04	60.8%	5.48	5.92					
Doctoral	7.50	4.50	-3.00	-40.0%	-	-	-	-	-	-	-	-	7.50	4.50					
Total	6.38	6.62	0.24	3.8%	7.14	6.87	-0.27	-3.8%	6.75	9.02	2.27	33.7%	6.40	6.63					
FTES College of Disc																			
A&L	290.93	281.57	-9.36	-3%	5.00	4.00	-1.00	-20%	0.20	0.20	0.00	0%	296.13	285.77					
BPA	379.58	351.90	-27.68	-7%	31.70	16.77	-14.93	-47%	1.00	0.93	-0.07	-7%	412.28	369.60					
Educ	13.05	11.55	-1.50	-11%	.00	.00	0.00	-	0.00	0.00	0.00	-	13.05	11.55					
NSci	400.87	368.72	-32.15	-8%	30.53	37.15	6.62	22%	0.25	1.20	0.95	380%	431.65	407.07					
SBS	642.90	534.62	-108.28	-17%	3.40	3.73	0.33	10%	0.60	0.20	-0.40	-67%	646.90	538.55					
UNV	0.00	0.00	0.00	-	.00	.00	0.00	-	0.00	0.00	0.00	-	0.00	0.00					
Total	1,727.33	1,548.36	-178.97	-10%	70.63	61.65	-8.98	-13%	2.05	2.53	0.48	23%	1,800.01	1,612.54					

Comparing 04/19/2023* to:
04/24/2024

89 Days to Summer 2024 Census on: 7/22/2024

*Comparing days to Census	Resident				Non-Resident Foreign				Non-Resident USA				Total								
	2023	2024	N Δ	% Δ	2023	2024	N Δ	% Δ	2023	2024	N Δ	% Δ	2023	2024	Target	Target Δ	Target % Δ	N Δ	% Δ		
New Students																					
FT Freshmen	0	0	0	-	0	0	0	-	0	0	0	-	0	0							
LD Transfer	0	0	0	-	0	0	0	-	0	0	0	-	0	0							
UD Transfer	0	0	0	-	0	0	0	-	0	0	0	-	0	0							
PostBac	6	0	-6	-100%	0	0	0	-	0	0	0	-	6	0							
PostBac Cr	0	0	0	-	0	0	0	-	0	0	0	-	0	0							
Masters	3	0	-3	-100%	0	0	0	-	0	0	0	-	3	0							
Doctoral	0	0	0	-	0	0	0	-	0	0	0	-	0	0							
Total	9	0	-9	-100%	0	0	0	-	0	0	0	-	9	0							
Continue/Return																					
Freshmen	212	188	-24	-11%	4	11	7	175%	0	0	0	-	216	199							
Sophomores	274	246	-28	-10%	7	4	-3	-43%	1	0	-1	-100%	282	250							
Juniors	1,502	1,312	-190	-13%	13	10	-3	-23%	0	1	1	-	1,515	1,323							
Seniors	1,742	1,438	-304	-17%	26	25	-1	-4%	0	1	1	-	1,768	1,464							
PostBac	1	3	2	200%	0	0	0	-	0	0	0	-	1	3							
PostBac Cr	6	6	0	0%	0	0	0	-	0	0	0	-	6	6							
Masters	223	214	-9	-4%	76	68	-8	-11%	3	1	-2	-67%	302	283							
Doctoral	2	4	2	100%	0	0	0	-	0	0	0	-	2	4							
Return fr Absence	0	0	0	-	0	0	0	-	0	0	0	-	0	0							
Transitory	0	0	0	-	0	0	0	-	0	0	0	-	0	0							
Total	3,962	3,411	-551	-14%	126	118	-8	-6%	4	3	-1	-25%	4,092	3,532							
Total Headcount	3,971	3,411	-560	-14%	126	118	-8	-6%	4	3	-1	-25%	4,101	3,532							
FTES All Students																					
FT Freshmen	0.00	0.00	0.00	-	0.00	0.00	0.00	-	0.00	0.00	0	-	0.00	0.00							
Freshmen	85.87	74.07	-11.80	-14%	2.93	5.53	2.60	89%	0.00	0.00	0	-	88.80	79.60							
Sophomores	113.07	108.87	-4.20	-4%	4.73	2.40	-2.33	-49%	0.80	0.00	-1	-100%	118.60	111.27							
Juniors	677.40	618.93	-58.47	-9%	9.33	6.00	-3.33	-36%	0.00	0.80	1	-	686.73	625.73							
Seniors	724.40	612.33	-112.07	-15%	12.47	13.93	1.46	12%	0.00	0.40	0	-	736.87	626.66							
PostBac	2.60	0.60	-2.00	-77%	0.00	0.00	0.00	-	0.00	0.00	0	-	2.60	0.60							
PostBac Cr	1.60	2.27	0.67	42%	0.00	0.00	0.00	-	0.00	0.00	0	-	1.60	2.27							
Masters	100.00	106.42	6.42	6%	37.42	33.33	-4.09	-11%	1.25	0.67	-1	-46%	138.67	140.42							
Doctoral	1.25	1.50	0.25	20%	0.00	0.00	0.00	-	0.00	0.00	0	-	1.25	1.50							
Return fr Absence	0.00	0.00	0.00	-	0.00	0.00	0.00	-	0.00	0.00	0	-	0.00	0.00							
Transitory	0.00	0.00	0.00	-	0.00	0.00	0.00	-	0.00	0.00	0	-	0.00	0.00							
Total FTES	1,706.19	1,524.99	-181.20	-11%	66.88	61.19	-5.69	-9%	2.05	1.87	0	-9%	1,775.12	1,588.05							
Mean Unit Load																					
FT Freshmen	-	-	-	-	-	-	-	-	-	-	-	-	-	-							
Freshmen	6.08	5.91	-0.17	-2.7%	10.99	7.54	-3.45	-31.4%	-	-	-	-	6.17	6.00							
Sophomores	6.19	6.64	0.45	7.2%	10.14	9.00	-1.14	-11.2%	12.00	-	-	-	6.31	6.68							
Juniors	6.76	7.08	0.31	4.6%	10.77	9.00	-1.77	-16.4%	-	12.00	-	-	6.80	7.09							
Seniors	6.24	6.39	0.15	2.4%	7.19	8.36	1.16	16.2%	-	6.00	-	-	6.25	6.42							
PostBac	5.57	3.00	-2.57	-46.2%	-	-	-	-	-	-	-	-	5.57	3.00							
PostBac Cr	4.00	5.68	1.68	41.9%	-	-	-	-	-	-	-	-	4.00	5.68							
Masters	5.31	5.97	0.66	12.4%	5.91	5.88	-0.03	-0.5%	5.00	8.04	3.04	60.8%	5.46	5.95							
Doctoral	7.50	4.50	-3.00	-40.0%	-	-	-	-	-	-	-	-	7.50	4.50							
Total	6.37	6.61	0.24	3.8%	7.07	6.93	-0.14	-2.0%	6.75	8.68	1.93	28.6%	6.39	6.62							
FTES College of Disc																					
A&L	287.73	274.43	-13.30	-5%	4.60	4.20	-0.40	-9%	0.20	0.00	-0.20	-100%	292.53	278.63							
BPA	375.95	349.95	-26.00	-7%	30.67	16.37	-14.30	-47%	1.00	0.93	-0.07	-7%	407.62	367.25							
Educ	13.05	11.35	-1.70	-13%	.00	.00	0.00	-	0.00	0.00	0.00	-	13.05	11.35							
NSci	393.60	366.17	-27.43	-7%	28.62	36.90	8.28	29%	0.25	0.93	0.68	272%	422.47	404.00							
SBS	635.85	523.08	-112.77	-18%	3.00	3.73	0.73	24%	0.60	0.00	-0.60	-100%	639.45	526.81							
UNV	0.00	0.00	0.00	-	.00	.00	0.00	-	0.00	0.00	0.00	-	0.00	0.00							
Total	1,706.18	1,524.98	-181.20	-11%	66.89	61.20	-5.69	-9%	2.05	1.86	-0.19	-9%	1,775.12	1,588.04							

Comparing 04/18/2023* to:
04/23/2024

90 Days to Summer 2024 Census on: 7/22/2024

*Comparing days to Census	Resident				Non-Resident Foreign				Non-Resident USA				Total						
	2023	2024	N Δ	% Δ	2023	2024	N Δ	% Δ	2023	2024	N Δ	% Δ	2023	2024	Target	Target Δ	Target % Δ	N Δ	% Δ
New Students																			
FT Freshmen	0	0	0	-	0	0	0	-	0	0	0	-	0	0					
LD Transfer	0	0	0	-	0	0	0	-	0	0	0	-	0	0					
UD Transfer	0	0	0	-	0	0	0	-	0	0	0	-	0	0					
PostBac	5	0	-5	-100%	0	0	0	-	0	0	0	-	5	0					
PostBac Cr	0	0	0	-	0	0	0	-	0	0	0	-	0	0					
Masters	3	0	-3	-100%	0	0	0	-	0	0	0	-	3	0					
Doctoral	0	0	0	-	0	0	0	-	0	0	0	-	0	0					
Total	8	0	-8	-100%	0	0	0	-	0	0	0	-	8	0					
Continue/Return																			
Freshmen	202	172	-30	-15%	4	10	6	150%	0	0	0	-	206	182					
Sophomores	269	236	-33	-12%	7	4	-3	-43%	1	0	-1	-100%	277	240					
Juniors	1,480	1,288	-192	-13%	13	10	-3	-23%	0	1	1	-	1,493	1,299					
Seniors	1,721	1,424	-297	-17%	25	25	0	0%	0	1	1	-	1,746	1,450					
PostBac	1	3	2	200%	0	0	0	-	0	0	0	-	1	3					
PostBac Cr	6	6	0	0%	0	0	0	-	0	0	0	-	6	6					
Masters	219	213	-6	-3%	74	67	-7	-9%	2	1	-1	-50%	295	281					
Doctoral	2	4	2	100%	0	0	0	-	0	0	0	-	2	4					
Return fr Absence	0	0	0	-	0	0	0	-	0	0	0	-	0	0					
Transitory	0	0	0	-	0	0	0	-	0	0	0	-	0	0					
Total	3,900	3,346	-554	-14%	123	116	-7	-6%	3	3	0	0%	4,026	3,465					
Total Headcount	3,908	3,346	-562	-14%	123	116	-7	-6%	3	3	0	0%	4,034	3,465				3,465	-
FTES All Students																			
FT Freshmen	0.00	0.00	0.00	-	0.00	0.00	0.00	-	0.00	0.00	0	-	0.00	0.00					
Freshmen	82.27	68.40	-13.87	-17%	2.93	4.87	1.94	66%	0.00	0.00	0	-	85.20	73.27					
Sophomores	111.33	102.87	-8.46	-8%	4.73	2.40	-2.33	-49%	0.80	0.00	-1	-100%	116.86	105.27					
Juniors	666.00	611.73	-54.27	-8%	9.13	5.80	-3.33	-36%	0.00	0.80	1	-	675.13	618.33					
Seniors	714.73	604.87	-109.86	-15%	12.07	14.13	2.06	17%	0.00	0.40	0	-	726.80	619.40					
PostBac	2.20	0.60	-1.60	-73%	0.00	0.00	0.00	-	0.00	0.00	0	-	2.20	0.60					
PostBac Cr	1.60	2.27	0.67	42%	0.00	0.00	0.00	-	0.00	0.00	0	-	1.60	2.27					
Masters	98.50	106.17	7.67	8%	34.67	32.58	-2.09	-6%	1.00	0.67	0	-33%	134.17	139.42					
Doctoral	1.25	1.50	0.25	20%	0.00	0.00	0.00	-	0.00	0.00	0	-	1.25	1.50					
Return fr Absence	0.00	0.00	0.00	-	0.00	0.00	0.00	-	0.00	0.00	0	-	0.00	0.00					
Transitory	0.00	0.00	0.00	-	0.00	0.00	0.00	-	0.00	0.00	0	-	0.00	0.00					
Total FTES	1,677.88	1,498.41	-179.47	-11%	63.53	59.78	-3.75	-6%	1.80	1.87	0	4%	1,743.21	1,560.06				1,560	-
Mean Unit Load																			
FT Freshmen	-	-	-	-	-	-	-	-	-	-	-	-	-	-					
Freshmen	6.11	5.97	-0.14	-2.4%	10.99	7.31	-3.68	-33.5%	-	-	-	-	6.20	6.04					
Sophomores	6.21	6.54	0.33	5.3%	10.14	9.00	-1.14	-11.2%	12.00	-	-	-	6.33	6.58					
Juniors	6.75	7.12	0.37	5.5%	10.53	8.70	-1.83	-17.4%	-	12.00	-	-	6.78	7.14					
Seniors	6.23	6.37	0.14	2.3%	7.24	8.48	1.24	17.1%	-	6.00	-	-	6.24	6.41					
PostBac	5.50	3.00	-2.50	-45.5%	-	-	-	-	-	-	-	-	5.50	3.00					
PostBac Cr	4.00	5.68	1.68	41.9%	-	-	-	-	-	-	-	-	4.00	5.68					
Masters	5.32	5.98	0.66	12.3%	5.62	5.84	0.21	3.8%	6.00	8.04	2.04	34.0%	5.40	5.95					
Doctoral	7.50	4.50	-3.00	-40.0%	-	-	-	-	-	-	-	-	7.50	4.50					
Total	6.36	6.62	0.26	4.0%	6.90	6.89	-0.01	-0.2%	8.00	8.68	0.68	8.5%	6.38	6.63					
FTES College of Disc																			
A&L	283.10	267.83	-15.27	-5%	4.60	4.20	-0.40	-9%	0.20	0.00	-0.20	-100%	287.90	272.03					
BPA	373.13	347.50	-25.63	-7%	30.17	15.82	-14.35	-48%	1.00	0.93	-0.07	-7%	404.30	364.25					
Educ	13.20	11.15	-2.05	-16%	.00	.00	0.00	-	0.00	0.00	0.00	-	13.20	11.15					
NSci	385.40	360.50	-24.90	-6%	25.77	36.43	10.66	41%	0.00	0.93	0.93	-	411.17	397.86					
SBS	623.05	511.42	-111.63	-18%	3.00	3.33	0.33	11%	0.60	0.00	-0.60	-100%	626.65	514.75					
UNV	0.00	0.00	0.00	-	.00	.00	0.00	-	0.00	0.00	0.00	-	0.00	0.00					
Total	1,677.88	1,498.40	-179.48	-11%	63.54	59.78	-3.76	-6%	1.80	1.86	0.06	3%	1,743.22	1,560.04					

Comparing 04/17/2023* to:
04/22/2024

91 Days to Summer 2024 Census on: 7/22/2024

*Comparing days to Census

	Resident				Non-Resident Foreign				Non-Resident USA				Total						
	2023	2024	N Δ	% Δ	2023	2024	N Δ	% Δ	2023	2024	N Δ	% Δ	2023	2024	Target	Target Δ	Target % Δ	N Δ	% Δ
New Students																			
FT Freshmen	0	0	0	-	0	0	0	-	0	0	0	-	0	0					
LD Transfer	0	0	0	-	0	0	0	-	0	0	0	-	0	0					
UD Transfer	0	0	0	-	0	0	0	-	0	0	0	-	0	0					
PostBac	5	0	-5	-100%	0	0	0	-	0	0	0	-	5	0					
PostBac Cr	0	0	0	-	0	0	0	-	0	0	0	-	0	0					
Masters	3	0	-3	-100%	0	0	0	-	0	0	0	-	3	0					
Doctoral	0	0	0	-	0	0	0	-	0	0	0	-	0	0					
Total	8	0	-8	-100%	0	0	0	-	0	0	0	-	8	0					
Continue/Return																			
Freshmen	125	109	-16	-13%	2	4	2	100%	0	0	0	-	127	113					
Sophomores	265	225	-40	-15%	7	4	-3	-43%	1	0	-1	-100%	273	229					
Juniors	1,470	1,266	-204	-14%	13	10	-3	-23%	0	1	1	-	1,483	1,277					
Seniors	1,703	1,405	-298	-17%	25	25	0	0%	0	1	1	-	1,728	1,431					
PostBac	1	3	2	200%	0	0	0	-	0	0	0	-	1	3					
PostBac Cr	6	5	-1	-17%	0	0	0	-	0	0	0	-	6	5					
Masters	216	211	-5	-2%	74	69	-5	-7%	2	1	-1	-50%	292	281					
Doctoral	2	4	2	100%	0	0	0	-	0	0	0	-	2	4					
Return fr Absence	0	0	0	-	0	0	0	-	0	0	0	-	0	0					
Transitory	0	0	0	-	0	0	0	-	0	0	0	-	0	0					
Total	3,788	3,228	-560	-15%	121	112	-9	-7%	3	3	0	0%	3,912	3,343					
Total Headcount	3,796	3,228	-568	-15%	121	112	-9	-7%	3	3	0	0%	3,920	3,343	3,343	-			
FTES All Students																			
FT Freshmen	0.00	0.00	0.00	-	0.00	0.00	0.00	-	0.00	0.00	0	-	0.00	0.00					
Freshmen	51.87	44.07	-7.80	-15%	1.73	2.13	0.40	23%	0.00	0.00	0	-	53.60	46.20					
Sophomores	109.00	99.33	-9.67	-9%	4.73	2.27	-2.46	-52%	0.80	0.00	-1	-100%	114.53	101.60					
Juniors	661.53	601.07	-60.46	-9%	9.33	5.53	-3.80	-41%	0.00	0.80	1	-	670.86	607.40					
Seniors	707.93	596.27	-111.66	-16%	12.07	14.13	2.06	17%	0.00	0.40	0	-	720.00	610.80					
PostBac	2.20	0.60	-1.60	-73%	0.00	0.00	0.00	-	0.00	0.00	0	-	2.20	0.60					
PostBac Cr	1.60	2.07	0.47	29%	0.00	0.00	0.00	-	0.00	0.00	0	-	1.60	2.07					
Masters	97.75	105.67	7.92	8%	34.33	33.00	-1.33	-4%	1.00	0.67	0	-33%	133.08	139.34					
Doctoral	1.25	1.50	0.25	20%	0.00	0.00	0.00	-	0.00	0.00	0	-	1.25	1.50					
Return fr Absence	0.00	0.00	0.00	-	0.00	0.00	0.00	-	0.00	0.00	0	-	0.00	0.00					
Transitory	0.00	0.00	0.00	-	0.00	0.00	0.00	-	0.00	0.00	0	-	0.00	0.00					
Total FTES	1,633.13	1,450.58	-182.55	-11%	62.19	57.06	-5.13	-8%	1.80	1.87	0	4%	1,697.12	1,509.51	1,510	-			
Mean Unit Load																			
FT Freshmen	-	-	-	-	-	-	-	-	-	-	-	-	-	-					
Freshmen	6.22	6.06	-0.16	-2.6%	12.98	7.99	-4.99	-38.4%	-	-	-	-	6.33	6.13					
Sophomores	6.17	6.62	0.45	7.3%	10.14	8.51	-1.62	-16.0%	12.00	-	-	-	6.29	6.66					
Juniors	6.75	7.12	0.37	5.5%	10.77	8.30	-2.47	-22.9%	-	12.00	-	-	6.79	7.13					
Seniors	6.24	6.37	0.13	2.1%	7.24	8.48	1.24	17.1%	-	6.00	-	-	6.25	6.40					
PostBac	5.50	3.00	-2.50	-45.5%	-	-	-	-	-	-	-	-	5.50	3.00					
PostBac Cr	4.00	6.21	2.21	55.3%	-	-	-	-	-	-	-	-	4.00	6.21					
Masters	5.36	6.01	0.65	12.2%	5.57	5.74	0.17	3.1%	6.00	8.04	2.04	34.0%	5.41	5.95					
Doctoral	7.50	4.50	-3.00	-40.0%	-	-	-	-	-	-	-	-	7.50	4.50					
Total	6.38	6.64	0.27	4.2%	6.86	6.76	-0.10	-1.5%	8.00	8.68	0.68	8.5%	6.39	6.65					
FTES College of Disc																			
A&L	272.90	257.70	-15.20	-6%	4.40	3.20	-1.20	-27%	0.20	0.00	-0.20	-100%	277.50	260.90					
BPA	368.38	341.13	-27.25	-7%	30.03	15.93	-14.10	-47%	1.00	0.93	-0.07	-7%	399.41	357.99					
Educ	13.20	10.75	-2.45	-19%	.00	.00	0.00	-	0.00	0.00	0.00	-	13.20	10.75					
NSci	373.87	347.17	-26.70	-7%	24.77	35.40	10.63	43%	0.00	0.93	0.93	-	398.64	383.50					
SBS	604.78	493.82	-110.96	-18%	3.00	2.53	-0.47	-16%	0.60	0.00	-0.60	-100%	608.38	496.35					
UNV	0.00	0.00	0.00	-	.00	.00	0.00	-	0.00	0.00	0.00	-	0.00	0.00					
Total	1,633.13	1,450.57	-182.56	-11%	62.20	57.06	-5.14	-8%	1.80	1.86	0.06	3%	1,697.13	1,509.49					

Comparing 04/14/2023* to:
04/19/2024

94 Days to Summer 2024 Census on: 7/22/2024

*Comparing days to Census	Resident				Non-Resident Foreign				Non-Resident USA				Total						
	2023	2024	N Δ	% Δ	2023	2024	N Δ	% Δ	2023	2024	N Δ	% Δ	2023	2024	Target	Target Δ	Target % Δ	N Δ	% Δ
New Students																			
FT Freshmen	0	0	0	-	0	0	0	-	0	0	0	-	0	0					
LD Transfer	0	0	0	-	0	0	0	-	0	0	0	-	0	0					
UD Transfer	0	0	0	-	0	0	0	-	0	0	0	-	0	0					
PostBac	5	0	-5	-100%	0	0	0	-	0	0	0	-	5	0					
PostBac Cr	0	0	0	-	0	0	0	-	0	0	0	-	0	0					
Masters	3	0	-3	-100%	0	0	0	-	0	0	0	-	3	0					
Doctoral	0	0	0	-	0	0	0	-	0	0	0	-	0	0					
Total	8	0	-8	-100%	0	0	0	-	0	0	0	-	8	0					
Continue/Return																			
Freshmen	115	104	-11	-10%	2	4	2	100%	0	0	0	-	117	108					
Sophomores	252	216	-36	-14%	7	3	-4	-57%	1	0	-1	-100%	260	219					
Juniors	1,450	1,238	-212	-15%	13	9	-4	-31%	0	1	1	-	1,463	1,248					
Seniors	1,684	1,387	-297	-18%	25	25	0	0%	0	1	1	-	1,709	1,413					
PostBac	1	3	2	200%	0	0	0	-	0	0	0	-	1	3					
PostBac Cr	6	5	-1	-17%	0	0	0	-	0	0	0	-	6	5					
Masters	214	199	-15	-7%	70	70	0	0%	2	1	-1	-50%	286	270					
Doctoral	2	3	1	50%	0	0	0	-	0	0	0	-	2	3					
Return fr Absence	0	0	0	-	0	0	0	-	0	0	0	-	0	0					
Transitory	0	0	0	-	0	0	0	-	0	0	0	-	0	0					
Total	3,724	3,155	-569	-15%	117	111	-6	-5%	3	3	0	0%	3,844	3,269					
Total Headcount	3,732	3,155	-577	-15%	117	111	-6	-5%	3	3	0	0%	3,852	3,269					3,269 -
FTES All Students																			
FT Freshmen	0.00	0.00	0.00	-	0.00	0.00	0.00	-	0.00	0.00	0	-	0.00	0.00					
Freshmen	46.67	42.47	-4.20	-9%	1.73	2.13	0.40	23%	0.00	0.00	0	-	48.40	44.60					
Sophomores	103.73	95.13	-8.60	-8%	4.73	2.00	-2.73	-58%	0.80	0.00	-1	-100%	109.26	97.13					
Juniors	651.13	590.07	-61.06	-9%	9.33	5.13	-4.20	-45%	0.00	0.80	1	-	660.46	596.00					
Seniors	699.40	589.13	-110.27	-16%	11.67	14.13	2.46	21%	0.00	0.40	0	-	711.07	603.66					
PostBac	2.20	0.60	-1.60	-73%	0.00	0.00	0.00	-	0.00	0.00	0	-	2.20	0.60					
PostBac Cr	1.60	2.07	0.47	29%	0.00	0.00	0.00	-	0.00	0.00	0	-	1.60	2.07					
Masters	97.00	98.17	1.17	1%	33.00	33.00	0.00	0%	1.00	0.67	0	-33%	131.00	131.84					
Doctoral	1.25	1.00	-0.25	-20%	0.00	0.00	0.00	-	0.00	0.00	0	-	1.25	1.00					
Return fr Absence	0.00	0.00	0.00	-	0.00	0.00	0.00	-	0.00	0.00	0	-	0.00	0.00					
Transitory	0.00	0.00	0.00	-	0.00	0.00	0.00	-	0.00	0.00	0	-	0.00	0.00					
Total FTES	1,602.98	1,418.64	-184.34	-11%	60.46	56.39	-4.07	-7%	1.80	1.87	0	4%	1,665.24	1,476.90					1,477 -
Mean Unit Load																			
FT Freshmen	-	-	-	-	-	-	-	-	-	-	-	-	-	-					
Freshmen	6.09	6.13	0.04	0.6%	12.98	7.99	-4.99	-38.4%	-	-	-	-	6.21	6.19					
Sophomores	6.17	6.61	0.43	7.0%	10.14	10.00	-0.14	-1.3%	12.00	-	-	-	6.30	6.65					
Juniors	6.74	7.15	0.41	6.1%	10.77	8.55	-2.22	-20.6%	-	12.00	-	-	6.77	7.16					
Seniors	6.23	6.37	0.14	2.3%	7.00	8.48	1.48	21.1%	-	6.00	-	-	6.24	6.41					
PostBac	5.50	3.00	-2.50	-45.5%	-	-	-	-	-	-	-	-	5.50	3.00					
PostBac Cr	4.00	6.21	2.21	55.3%	-	-	-	-	-	-	-	-	4.00	6.21					
Masters	5.36	5.92	0.56	10.4%	5.66	5.66	0.00	0.0%	6.00	8.04	2.04	34.0%	5.44	5.86					
Doctoral	7.50	4.00	-3.50	-46.7%	-	-	-	-	-	-	-	-	7.50	4.00					
Total	6.36	6.65	0.29	4.5%	6.91	6.73	-0.18	-2.6%	8.00	8.68	0.68	8.5%	6.38	6.65					
FTES College of Disc																			
A&L	267.70	253.95	-13.75	-5%	4.40	3.00	-1.40	-32%	0.20	0.00	-0.20	-100%	272.30	256.95					
BPA	363.78	330.58	-33.20	-9%	29.08	15.93	-13.15	-45%	1.00	0.93	-0.07	-7%	393.86	347.44					
Educ	12.30	10.00	-2.30	-19%	.00	.00	0.00	-	0.00	0.00	0.00	-	12.30	10.00					
NSci	365.42	341.50	-23.92	-7%	23.98	35.13	11.15	46%	0.00	0.93	0.93	-	389.40	377.56					
SBS	593.78	482.60	-111.18	-19%	3.00	2.33	-0.67	-22%	0.60	0.00	-0.60	-100%	597.38	484.93					
UNV	0.00	0.00	0.00	-	.00	.00	0.00	-	0.00	0.00	0.00	-	0.00	0.00					
Total	1,602.98	1,418.63	-184.35	-12%	60.46	56.39	-4.07	-7%	1.80	1.86	0.06	3%	1,665.24	1,476.88					

Comparing 04/13/2023* to:
04/18/2024

95 Days to Summer 2024 Census on: 7/22/2024

*Comparing days to Census	Resident				Non-Resident Foreign				Non-Resident USA				Total						
	2023	2024	N Δ	% Δ	2023	2024	N Δ	% Δ	2023	2024	N Δ	% Δ	2023	2024	Target	Target Δ	Target % Δ	N Δ	% Δ
New Students																			
FT Freshmen	0	0	0	-	0	0	0	-	0	0	0	-	0	0					
LD Transfer	0	0	0	-	0	0	0	-	0	0	0	-	0	0					
UD Transfer	0	0	0	-	0	0	0	-	0	0	0	-	0	0					
PostBac	4	0	-4	-100%	0	0	0	-	0	0	0	-	4	0					
PostBac Cr	0	0	0	-	0	0	0	-	0	0	0	-	0	0					
Masters	2	0	-2	-100%	0	0	0	-	0	0	0	-	2	0					
Doctoral	0	0	0	-	0	0	0	-	0	0	0	-	0	0					
Total	6	0	-6	-100%	0	0	0	-	0	0	0	-	6	0					
Continue/Return																			
Freshmen	105	93	-12	-11%	2	3	1	50%	0	0	0	-	107	96					
Sophomores	232	196	-36	-16%	7	3	-4	-57%	1	0	-1	-100%	240	199					
Juniors	1,426	1,211	-215	-15%	12	9	-3	-25%	0	1	1	-	1,438	1,221					
Seniors	1,671	1,369	-302	-18%	25	24	-1	-4%	0	1	1	-	1,696	1,394					
PostBac	1	3	2	200%	0	0	0	-	0	0	0	-	1	3					
PostBac Cr	5	5	0	0%	0	0	0	-	0	0	0	-	5	5					
Masters	207	189	-18	-9%	67	68	1	1%	2	1	-1	-50%	276	258					
Doctoral	2	4	2	100%	0	0	0	-	0	0	0	-	2	4					
Return fr Absence	0	0	0	-	0	0	0	-	0	0	0	-	0	0					
Transitory	0	0	0	-	0	0	0	-	0	0	0	-	0	0					
Total	3,649	3,070	-579	-16%	113	107	-6	-5%	3	3	0	0%	3,765	3,180					
Total Headcount	3,655	3,070	-585	-16%	113	107	-6	-5%	3	3	0	0%	3,771	3,180					3,180 -
FTES All Students																			
FT Freshmen	0.00	0.00	0.00	-	0.00	0.00	0.00	-	0.00	0.00	0	-	0.00	0.00					
Freshmen	42.20	38.40	-3.80	-9%	1.73	1.07	-0.66	-38%	0.00	0.00	0	-	43.93	39.47					
Sophomores	95.73	85.80	-9.93	-10%	4.73	1.80	-2.93	-62%	0.80	0.00	-1	-100%	101.26	87.60					
Juniors	640.60	577.27	-63.33	-10%	8.73	4.93	-3.80	-44%	0.00	0.80	1	-	649.33	583.00					
Seniors	694.27	580.07	-114.20	-16%	11.67	13.53	1.86	16%	0.00	0.40	0	-	705.94	594.00					
PostBac	1.80	0.60	-1.20	-67%	0.00	0.00	0.00	-	0.00	0.00	0	-	1.80	0.60					
PostBac Cr	1.40	2.07	0.67	48%	0.00	0.00	0.00	-	0.00	0.00	0	-	1.40	2.07					
Masters	94.25	91.67	-2.58	-3%	31.75	32.25	0.50	2%	1.00	0.67	0	-33%	127.00	124.59					
Doctoral	1.25	1.33	0.08	6%	0.00	0.00	0.00	-	0.00	0.00	0	-	1.25	1.33					
Return fr Absence	0.00	0.00	0.00	-	0.00	0.00	0.00	-	0.00	0.00	0	-	0.00	0.00					
Transitory	0.00	0.00	0.00	-	0.00	0.00	0.00	-	0.00	0.00	0	-	0.00	0.00					
Total FTES	1,571.50	1,377.21	-194.29	-12%	58.61	53.58	-5.03	-9%	1.80	1.87	0	4%	1,631.91	1,432.66					1,433 -
Mean Unit Load																			
FT Freshmen	-	-	-	-	-	-	-	-	-	-	-	-	-	-					
Freshmen	6.03	6.19	0.16	2.7%	12.98	5.35	-7.63	-58.8%	-	-	-	-	6.16	6.17					
Sophomores	6.19	6.57	0.38	6.1%	10.14	9.00	-1.14	-11.2%	12.00	-	-	-	6.33	6.60					
Juniors	6.74	7.15	0.41	6.1%	10.91	8.22	-2.70	-24.7%	-	12.00	-	-	6.77	7.16					
Seniors	6.23	6.36	0.12	2.0%	7.00	8.46	1.45	20.8%	-	6.00	-	-	6.24	6.39					
PostBac	5.40	3.00	-2.40	-44.4%	-	-	-	-	-	-	-	-	5.40	3.00					
PostBac Cr	4.20	6.21	2.01	47.9%	-	-	-	-	-	-	-	-	4.20	6.21					
Masters	5.41	5.82	0.41	7.6%	5.69	5.69	0.00	0.1%	6.00	8.04	2.04	34.0%	5.48	5.79					
Doctoral	7.50	3.99	-3.51	-46.8%	-	-	-	-	-	-	-	-	7.50	3.99					
Total	6.37	6.64	0.27	4.2%	6.94	6.61	-0.33	-4.8%	8.00	8.68	0.68	8.5%	6.39	6.64					
FTES College of Disc																			
A&L	260.32	243.62	-16.70	-6%	4.40	2.60	-1.80	-41%	0.20	0.00	-0.20	-100%	264.92	246.22					
BPA	360.55	319.25	-41.30	-11%	27.98	15.22	-12.76	-46%	1.00	0.93	-0.07	-7%	389.53	335.40					
Educ	10.75	9.60	-1.15	-11%	.00	.00	0.00	-	0.00	0.00	0.00	-	10.75	9.60					
NSci	358.95	334.25	-24.70	-7%	23.23	34.23	11.00	47%	0.00	0.93	0.93	-	382.18	369.41					
SBS	580.93	470.48	-110.45	-19%	3.00	1.53	-1.47	-49%	0.60	0.00	-0.60	-100%	584.53	472.01					
UNV	0.00	0.00	0.00	-	.00	.00	0.00	-	0.00	0.00	0.00	-	0.00	0.00					
Total	1,571.50	1,377.20	-194.30	-12%	58.61	53.58	-5.03	-9%	1.80	1.86	0.06	3%	1,631.91	1,432.64					

Comparing 04/12/2023* to:
04/17/2024

96 Days to Summer 2024 Census on: 7/22/2024

*Comparing days to Census	Resident				Non-Resident Foreign				Non-Resident USA				Total						
	2023	2024	N Δ	% Δ	2023	2024	N Δ	% Δ	2023	2024	N Δ	% Δ	2023	2024	Target	Target Δ	Target % Δ	N Δ	% Δ
New Students																			
FT Freshmen	0	0	0	-	0	0	0	-	0	0	0	-	0	0					
LD Transfer	0	0	0	-	0	0	0	-	0	0	0	-	0	0					
UD Transfer	0	0	0	-	0	0	0	-	0	0	0	-	0	0					
PostBac	4	0	-4	-100%	0	0	0	-	0	0	0	-	4	0					
PostBac Cr	0	0	0	-	0	0	0	-	0	0	0	-	0	0					
Masters	1	0	-1	-100%	0	0	0	-	0	0	0	-	1	0					
Doctoral	0	0	0	-	0	0	0	-	0	0	0	-	0	0					
Total	5	0	-5	-100%	0	0	0	-	0	0	0	-	5	0					
Continue/Return																			
Freshmen	13	17	4	31%	0	0	0	-	0	0	0	-	13	17					
Sophomores	134	129	-5	-4%	7	2	-5	-71%	1	0	-1	-100%	142	131					
Juniors	1,398	1,192	-206	-15%	12	9	-3	-25%	0	1	1	-	1,410	1,202					
Seniors	1,645	1,343	-302	-18%	26	24	-2	-8%	0	1	1	-	1,671	1,368					
PostBac	1	3	2	200%	0	0	0	-	0	0	0	-	1	3					
PostBac Cr	5	5	0	0%	0	0	0	-	0	0	0	-	5	5					
Masters	193	187	-6	-3%	64	69	5	8%	2	1	-1	-50%	259	257					
Doctoral	1	3	2	200%	0	0	0	-	0	0	0	-	1	3					
Return fr Absence	0	0	0	-	0	0	0	-	0	0	0	-	0	0					
Transitory	0	0	0	-	0	0	0	-	0	0	0	-	0	0					
Total	3,390	2,879	-511	-15%	109	104	-5	-5%	3	3	0	0%	3,502	2,986					
Total Headcount	3,395	2,879	-516	-15%	109	104	-5	-5%	3	3	0	0%	3,507	2,986		2,986			
FTES All Students																			
FT Freshmen	0.00	0.00	0.00	-	0.00	0.00	0.00	-	0.00	0.00	0	-	0.00	0.00					
Freshmen	6.27	6.80	0.53	8%	0.00	0.00	0.00	-	0.00	0.00	0	-	6.27	6.80					
Sophomores	57.27	56.53	-0.74	-1%	4.73	1.00	-3.73	-79%	0.80	0.00	-1	-100%	62.80	57.53					
Juniors	623.40	567.20	-56.20	-9%	8.73	4.73	-4.00	-46%	0.00	0.60	1	-	632.13	572.53					
Seniors	686.00	570.27	-115.73	-17%	11.87	13.53	1.66	14%	0.00	0.40	0	-	697.87	584.20					
PostBac	1.80	0.60	-1.20	-67%	0.00	0.00	0.00	-	0.00	0.00	0	-	1.80	0.60					
PostBac Cr	1.20	2.07	0.87	73%	0.00	0.00	0.00	-	0.00	0.00	0	-	1.20	2.07					
Masters	89.50	89.33	-0.17	0%	31.25	32.50	1.25	4%	1.00	0.67	0	-33%	121.75	122.50					
Doctoral	0.75	1.08	0.33	44%	0.00	0.00	0.00	-	0.00	0.00	0	-	0.75	1.08					
Return fr Absence	0.00	0.00	0.00	-	0.00	0.00	0.00	-	0.00	0.00	0	-	0.00	0.00					
Transitory	0.00	0.00	0.00	-	0.00	0.00	0.00	-	0.00	0.00	0	-	0.00	0.00					
Total FTES	1,466.19	1,293.88	-172.31	-12%	56.58	51.76	-4.82	-9%	1.80	1.67	0	-7%	1,524.57	1,347.31		1,347			
Mean Unit Load																			
FT Freshmen	-	-	-	-	-	-	-	-	-	-	-	-	-	-					
Freshmen	7.23	6.00	-1.23	-17.1%	-	-	-	-	-	-	-	-	7.23	6.00					
Sophomores	6.41	6.57	0.16	2.5%	10.14	7.50	-2.64	-26.0%	12.00	-	-	-	6.63	6.59					
Juniors	6.69	7.14	0.45	6.7%	10.91	7.88	-3.03	-27.8%	-	9.00	-	-	6.72	7.14					
Seniors	6.26	6.37	0.11	1.8%	6.85	8.46	1.61	23.5%	-	6.00	-	-	6.26	6.41					
PostBac	5.40	3.00	-2.40	-44.4%	-	-	-	-	-	-	-	-	5.40	3.00					
PostBac Cr	3.60	6.21	2.61	72.5%	-	-	-	-	-	-	-	-	3.60	6.21					
Masters	5.54	5.73	0.20	3.5%	5.86	5.65	-0.21	-3.5%	6.00	8.04	2.04	34.0%	5.62	5.72					
Doctoral	9.00	4.32	-4.68	-52.0%	-	-	-	-	-	-	-	-	9.00	4.32					
Total	6.40	6.65	0.25	3.9%	6.93	6.53	-0.40	-5.8%	8.00	7.68	-0.32	-4.0%	6.42	6.64					
FTES College of Disc																			
A&L	237.52	224.82	-12.70	-5%	3.40	2.40	-1.00	-29%	0.20	0.00	-0.20	-100%	241.12	227.22					
BPA	347.43	307.13	-40.30	-12%	28.93	14.02	-14.91	-52%	1.00	0.73	-0.27	-27%	377.36	321.88					
Educ	8.15	9.35	1.20	15%	.00	.00	0.00	-	0.00	0.00	0.00	-	8.15	9.35					
NSci	328.48	310.97	-17.51	-5%	21.45	33.82	12.37	58%	0.00	0.93	0.93	-	349.93	345.72					
SBS	544.60	441.62	-102.98	-19%	2.80	1.53	-1.27	-45%	0.60	0.00	-0.60	-100%	548.00	443.15					
UNV	0.00	0.00	0.00	-	.00	.00	0.00	-	0.00	0.00	0.00	-	0.00	0.00					
Total	1,466.18	1,293.89	-172.29	-12%	56.58	51.77	-4.81	-9%	1.80	1.66	-0.14	-8%	1,524.56	1,347.32					

Comparing 04/11/2023* to:
04/16/2024

97 Days to Summer 2024 Census on: 7/22/2024

*Comparing days to Census	Resident				Non-Resident Foreign				Non-Resident USA				Total						
	2023	2024	N Δ	% Δ	2023	2024	N Δ	% Δ	2023	2024	N Δ	% Δ	2023	2024	Target	Target Δ	Target % Δ	N Δ	% Δ
New Students																			
FT Freshmen	0	0	0	-	0	0	0	-	0	0	0	-	0	0					
LD Transfer	0	0	0	-	0	0	0	-	0	0	0	-	0	0					
UD Transfer	0	0	0	-	0	0	0	-	0	0	0	-	0	0					
PostBac	3	0	-3	-100%	0	0	0	-	0	0	0	-	3	0					
PostBac Cr	0	0	0	-	0	0	0	-	0	0	0	-	0	0					
Masters	1	0	-1	-100%	0	0	0	-	0	0	0	-	1	0					
Doctoral	0	0	0	-	0	0	0	-	0	0	0	-	0	0					
Total	4	0	-4	-100%	0	0	0	-	0	0	0	-	4	0					
Continue/Return																			
Freshmen	13	17	4	31%	0	0	0	-	0	0	0	-	13	17					
Sophomores	129	123	-6	-5%	7	1	-6	-86%	1	0	-1	-100%	137	124					
Juniors	1,348	1,153	-195	-14%	6	9	3	50%	0	1	1	-	1,354	1,163					
Seniors	1,613	1,319	-294	-18%	26	24	-2	-8%	0	1	1	-	1,639	1,344					
PostBac	1	2	1	100%	0	0	0	-	0	0	0	-	1	2					
PostBac Cr	5	5	0	0%	0	0	0	-	0	0	0	-	5	5					
Masters	190	175	-15	-8%	61	68	7	11%	2	0	-2	-100%	253	243					
Doctoral	1	3	2	200%	0	0	0	-	0	0	0	-	1	3					
Return fr Absence	0	0	0	-	0	0	0	-	0	0	0	-	0	0					
Transitory	0	0	0	-	0	0	0	-	0	0	0	-	0	0					
Total	3,300	2,797	-503	-15%	100	102	2	2%	3	2	-1	-33%	3,403	2,901					
Total Headcount	3,304	2,797	-507	-15%	100	102	2	2%	3	2	-1	-33%	3,407	2,901		2,901 -			
FTES All Students																			
FT Freshmen	0.00	0.00	0.00	-	0.00	0.00	0.00	-	0.00	0.00	0	-	0.00	0.00					
Freshmen	6.33	6.80	0.47	7%	0.00	0.00	0.00	-	0.00	0.00	0	-	6.33	6.80					
Sophomores	54.93	54.20	-0.73	-1%	4.73	0.33	-4.40	-93%	0.80	0.00	-1	-100%	60.46	54.53					
Juniors	602.13	550.40	-51.73	-9%	4.00	4.73	0.73	18%	0.00	0.60	1	-	606.13	555.73					
Seniors	674.33	559.87	-114.46	-17%	11.87	13.53	1.66	14%	0.00	0.40	0	-	686.20	573.80					
PostBac	1.40	0.40	-1.00	-71%	0.00	0.00	0.00	-	0.00	0.00	0	-	1.40	0.40					
PostBac Cr	1.20	2.07	0.87	73%	0.00	0.00	0.00	-	0.00	0.00	0	-	1.20	2.07					
Masters	88.50	85.83	-2.67	-3%	30.00	32.25	2.25	8%	1.00	0.00	-1	-100%	119.50	118.08					
Doctoral	0.75	1.08	0.33	44%	0.00	0.00	0.00	-	0.00	0.00	0	-	0.75	1.08					
Return fr Absence	0.00	0.00	0.00	-	0.00	0.00	0.00	-	0.00	0.00	0	-	0.00	0.00					
Transitory	0.00	0.00	0.00	-	0.00	0.00	0.00	-	0.00	0.00	0	-	0.00	0.00					
Total FTES	1,429.57	1,260.65	-168.92	-12%	50.60	50.84	0.24	0%	1.80	1.00	-1	-44%	1,481.97	1,312.49		1,312 -			
Mean Unit Load																			
FT Freshmen	-	-	-	-	-	-	-	-	-	-	-	-	-	-					
Freshmen	7.30	6.00	-1.30	-17.9%	-	-	-	-	-	-	-	-	7.30	6.00					
Sophomores	6.39	6.61	0.22	3.5%	10.14	4.95	-5.19	-51.2%	12.00	-	-	-	6.62	6.60					
Juniors	6.70	7.16	0.46	6.9%	10.00	7.88	-2.12	-21.2%	-	9.00	-	-	6.71	7.17					
Seniors	6.27	6.37	0.10	1.5%	6.85	8.46	1.61	23.5%	-	6.00	-	-	6.28	6.40					
PostBac	5.25	3.00	-2.25	-42.9%	-	-	-	-	-	-	-	-	5.25	3.00					
PostBac Cr	3.60	6.21	2.61	72.5%	-	-	-	-	-	-	-	-	3.60	6.21					
Masters	5.56	5.89	0.33	5.9%	5.90	5.69	-0.21	-3.6%	6.00	-	-	-	5.65	5.83					
Doctoral	9.00	4.32	-4.68	-52.0%	-	-	-	-	-	-	-	-	9.00	4.32					
Total	6.41	6.67	0.26	4.0%	6.69	6.53	-0.16	-2.4%	8.00	1.00	-0.50	-6.3%	6.42	6.66					
FTES College of Disc																			
A&L	233.27	219.15	-14.12	-6%	3.40	2.40	-1.00	-29%	0.20	0.00	-0.20	-100%	236.87	221.55					
BPA	339.48	297.70	-41.78	-12%	24.60	13.62	-10.98	-45%	1.00	0.73	-0.27	-27%	365.08	312.05					
Educ	8.35	9.35	1.00	12%	.00	.00	0.00	-	0.00	0.00	0.00	-	8.35	9.35					
NSci	321.95	303.90	-18.05	-6%	20.20	33.30	13.10	65%	0.00	0.27	0.27	-	342.15	337.47					
SBS	526.53	430.55	-95.98	-18%	2.40	1.53	-0.87	-36%	0.60	0.00	-0.60	-100%	529.53	432.08					
UNV	0.00	0.00	0.00	-	.00	.00	0.00	-	0.00	0.00	0.00	-	0.00	0.00					
Total	1,429.58	1,260.65	-168.93	-12%	50.60	50.85	0.25	0%	1.80	1.00	-0.80	-44%	1,481.98	1,312.50					

Comparing 04/10/2023* to:
04/15/2024

98 Days to Summer 2024 Census on: 7/22/2024

*Comparing days to Census	Resident				Non-Resident Foreign				Non-Resident USA				Total						
	2023	2024	N Δ	% Δ	2023	2024	N Δ	% Δ	2023	2024	N Δ	% Δ	2023	2024	Target	Target Δ	Target % Δ	N Δ	% Δ
New Students																			
FT Freshmen	0	0	0	-	0	0	0	-	0	0	0	-	0	0					
LD Transfer	0	0	0	-	0	0	0	-	0	0	0	-	0	0					
UD Transfer	0	0	0	-	0	0	0	-	0	0	0	-	0	0					
PostBac	1	0	-1	-100%	0	0	0	-	0	0	0	-	1	0					
PostBac Cr	0	0	0	-	0	0	0	-	0	0	0	-	0	0					
Masters	1	0	-1	-100%	0	0	0	-	0	0	0	-	1	0					
Doctoral	0	0	0	-	0	0	0	-	0	0	0	-	0	0					
Total	2	0	-2	-100%	0	0	0	-	0	0	0	-	2	0					
Continue/Return																			
Freshmen	12	17	5	42%	0	0	0	-	0	0	0	-	12	17					
Sophomores	120	112	-8	-7%	6	1	-5	-83%	1	0	-1	-100%	127	113					
Juniors	1,280	1,099	-181	-14%	5	8	3	60%	0	0	0	-	1,285	1,107					
Seniors	1,582	1,284	-298	-19%	25	23	-2	-8%	0	0	0	-	1,607	1,307					
PostBac	1	2	1	100%	0	0	0	-	0	0	0	-	1	2					
PostBac Cr	5	4	-1	-20%	0	0	0	-	0	0	0	-	5	4					
Masters	187	172	-15	-8%	60	67	7	12%	2	0	-2	-100%	249	239					
Doctoral	1	2	1	100%	0	0	0	-	0	0	0	-	1	2					
Return fr Absence	0	0	0	-	0	0	0	-	0	0	0	-	0	0					
Transitory	0	0	0	-	0	0	0	-	0	0	0	-	0	0					
Total	3,188	2,692	-496	-16%	96	99	3	3%	3	0	-3	-100%	3,287	2,791					
Total Headcount	3,190	2,692	-498	-16%	96	99	3	3%	3	0	-3	-100%	3,289	2,791					2,791 -
FTES All Students																			
FT Freshmen	0.00	0.00	0.00	-	0.00	0.00	0.00	-	0.00	0.00	0	-	0.00	0.00					
Freshmen	5.93	6.80	0.87	15%	0.00	0.00	0.00	-	0.00	0.00	0	-	5.93	6.80					
Sophomores	49.87	49.20	-0.67	-1%	3.80	0.33	-3.47	-91%	0.80	0.00	-1	-100%	54.47	49.53					
Juniors	568.07	526.93	-41.14	-7%	3.80	4.53	0.73	19%	0.00	0.00	0	-	571.87	531.46					
Seniors	659.80	546.73	-113.07	-17%	10.67	12.80	2.13	20%	0.00	0.00	0	-	670.47	559.53					
PostBac	0.60	0.40	-0.20	-33%	0.00	0.00	0.00	-	0.00	0.00	0	-	0.60	0.40					
PostBac Cr	1.20	1.67	0.47	39%	0.00	0.00	0.00	-	0.00	0.00	0	-	1.20	1.67					
Masters	86.00	83.08	-2.92	-3%	29.33	30.83	1.50	5%	1.00	0.00	-1	-100%	116.33	113.91					
Doctoral	0.75	0.83	0.08	11%	0.00	0.00	0.00	-	0.00	0.00	0	-	0.75	0.83					
Return fr Absence	0.00	0.00	0.00	-	0.00	0.00	0.00	-	0.00	0.00	0	-	0.00	0.00					
Transitory	0.00	0.00	0.00	-	0.00	0.00	0.00	-	0.00	0.00	0	-	0.00	0.00					
Total FTES	1,372.22	1,215.64	-156.58	-11%	47.60	48.49	0.89	2%	1.80	0.00	-2	-100%	1,421.62	1,264.13					1,264 -
Mean Unit Load																			
FT Freshmen	-	-	-	-	-	-	-	-	-	-	-	-	-	-					
Freshmen	7.41	6.00	-1.41	-19.1%	-	-	-	-	-	-	-	-	7.41	6.00					
Sophomores	6.23	6.59	0.36	5.7%	9.50	4.95	-4.55	-47.9%	12.00	-	-	-	6.43	6.57					
Juniors	6.66	7.19	0.53	8.0%	11.40	8.49	-2.91	-25.5%	-	-	-	-	6.68	7.20					
Seniors	6.26	6.39	0.13	2.1%	6.40	8.35	1.95	30.4%	-	-	-	-	6.26	6.42					
PostBac	4.50	3.00	-1.50	-33.3%	-	-	-	-	-	-	-	-	4.50	3.00					
PostBac Cr	3.60	6.26	2.66	74.0%	-	-	-	-	-	-	-	-	3.60	6.26					
Masters	5.49	5.80	0.31	5.6%	5.87	5.52	-0.34	-5.9%	6.00	-	-	-	5.58	5.72					
Doctoral	9.00	4.98	-4.02	-44.7%	-	-	-	-	-	-	-	-	9.00	4.98					
Total	6.37	6.68	0.31	4.9%	6.52	6.41	-0.11	-1.7%	8.00	-	-	-	6.38	6.67					
FTES College of Disc																			
A&L	221.67	205.42	-16.25	-7%	3.40	2.20	-1.20	-35%	0.20	0.00	-0.20	-100%	225.27	207.62					
BPA	329.10	290.12	-38.98	-12%	22.62	13.08	-9.54	-42%	1.00	0.00	-1.00	-100%	352.72	303.20					
Educ	7.70	8.50	0.80	10%	.00	.00	0.00	-	0.00	0.00	0.00	-	7.70	8.50					
NSci	306.62	296.83	-9.79	-3%	19.38	31.68	12.30	63%	0.00	0.00	0.00	-	326.00	328.51					
SBS	507.13	414.78	-92.35	-18%	2.20	1.53	-0.67	-30%	0.60	0.00	-0.60	-100%	509.93	416.31					
UNV	0.00	0.00	0.00	-	.00	.00	0.00	-	0.00	0.00	0.00	-	0.00	0.00					
Total	1,372.22	1,215.65	-156.57	-11%	47.60	48.49	0.89	2%	1.80	0.00	-1.80	-100%	1,421.62	1,264.14					

Comparing 04/08/2023* to:
04/12/2024

101 Days to Summer 2024 Census on: 7/22/2024

*Comparing days to Census	Resident				Non-Resident Foreign				Non-Resident USA				Total						
	2023	2024	N Δ	% Δ	2023	2024	N Δ	% Δ	2023	2024	N Δ	% Δ	2023	2024	Target	Target Δ	Target % Δ	N Δ	% Δ
New Students																			
FT Freshmen	0	0	0	-	0	0	0	-	0	0	0	-	0	0					
LD Transfer	0	0	0	-	0	0	0	-	0	0	0	-	0	0					
UD Transfer	0	0	0	-	0	0	0	-	0	0	0	-	0	0					
PostBac	1	0	-1	-100%	0	0	0	-	0	0	0	-	1	0					
PostBac Cr	0	0	0	-	0	0	0	-	0	0	0	-	0	0					
Masters	1	0	-1	-100%	0	0	0	-	0	0	0	-	1	0					
Doctoral	0	0	0	-	0	0	0	-	0	0	0	-	0	0					
Total	2	0	-2	-100%	0	0	0	-	0	0	0	-	2	0					
Continue/Return																			
Freshmen	11	16	5	45%	0	0	0	-	0	0	0	-	11	16					
Sophomores	97	15	-82	-85%	5	1	-4	-80%	1	0	-1	-100%	103	16					
Juniors	1,183	667	-516	-44%	5	4	-1	-20%	0	0	0	-	1,188	671					
Seniors	1,548	1,224	-324	-21%	24	21	-3	-13%	0	0	0	-	1,572	1,245					
PostBac	1	0	-1	-100%	0	0	0	-	0	0	0	-	1	0					
PostBac Cr	2	0	-2	-100%	0	0	0	-	0	0	0	-	2	0					
Masters	184	163	-21	-11%	57	60	3	5%	2	0	-2	-100%	243	223					
Doctoral	1	2	1	100%	0	0	0	-	0	0	0	-	1	2					
Return fr Absence	0	0	0	-	0	0	0	-	0	0	0	-	0	0					
Transitory	0	0	0	-	0	0	0	-	0	0	0	-	0	0					
Total	3,027	2,087	-940	-31%	91	86	-5	-5%	3	0	-3	-100%	3,121	2,173					
Total Headcount	3,029	2,087	-942	-31%	91	86	-5	-5%	3	0	-3	-100%	3,123	2,173					2,173 -
FTES All Students																			
FT Freshmen	0.00	0.00	0.00	-	0.00	0.00	0.00	-	0.00	0.00	0	-	0.00	0.00					
Freshmen	5.33	6.40	1.07	20%	0.00	0.00	0.00	-	0.00	0.00	0	-	5.33	6.40					
Sophomores	39.47	8.07	-31.40	-80%	2.73	0.33	-2.40	-88%	0.80	0.00	-1	-100%	43.00	8.40					
Juniors	528.60	325.27	-203.33	-38%	3.80	2.60	-1.20	-32%	0.00	0.00	0	-	532.40	327.87					
Seniors	646.47	521.27	-125.20	-19%	10.47	11.60	1.13	11%	0.00	0.00	0	-	656.94	532.87					
PostBac	0.60	0.00	-0.60	-100%	0.00	0.00	0.00	-	0.00	0.00	0	-	0.60	0.00					
PostBac Cr	0.60	0.00	-0.60	-100%	0.00	0.00	0.00	-	0.00	0.00	0	-	0.60	0.00					
Masters	84.75	77.58	-7.17	-8%	27.50	27.17	-0.33	-1%	1.00	0.00	-1	-100%	113.25	104.75					
Doctoral	0.75	0.83	0.08	11%	0.00	0.00	0.00	-	0.00	0.00	0	-	0.75	0.83					
Return fr Absence	0.00	0.00	0.00	-	0.00	0.00	0.00	-	0.00	0.00	0	-	0.00	0.00					
Transitory	0.00	0.00	0.00	-	0.00	0.00	0.00	-	0.00	0.00	0	-	0.00	0.00					
Total FTES	1,306.57	939.42	-367.15	-28%	44.50	41.70	-2.80	-6%	1.80	0.00	-2	-100%	1,352.87	981.12					981 -
Mean Unit Load																			
FT Freshmen	-	-	-	-	-	-	-	-	-	-	-	-	-	-					
Freshmen	7.27	6.00	-1.27	-17.4%	-	-	-	-	-	-	-	-	7.27	6.00					
Sophomores	6.10	8.07	1.97	32.2%	8.19	4.95	-3.24	-39.6%	12.00	-	-	-	6.26	7.88					
Juniors	6.70	7.31	0.61	9.1%	11.40	9.75	-1.65	-14.5%	-	-	-	-	6.72	7.33					
Seniors	6.26	6.39	0.12	2.0%	6.54	8.29	1.74	26.6%	-	-	-	-	6.27	6.42					
PostBac	4.50	-	-	-	-	-	-	-	-	-	-	-	4.50	-					
PostBac Cr	4.50	-	-	-	-	-	-	-	-	-	-	-	4.50	-					
Masters	5.50	5.71	0.21	3.9%	5.79	5.43	-0.36	-6.1%	6.00	-	-	-	5.57	5.64					
Doctoral	9.00	4.98	-4.02	-44.7%	-	-	-	-	-	-	-	-	9.00	4.98					
Total	6.39	6.64	0.25	4.0%	6.43	6.33	-0.10	-1.6%	8.00	-	-	-	6.39	6.63					
FTES College of Disc																			
A&L	207.73	150.65	-57.08	-27%	3.00	2.00	-1.00	-33%	0.20	0.00	-0.20	-100%	210.93	152.65					
BPA	314.45	241.98	-72.47	-23%	21.45	10.92	-10.53	-49%	1.00	0.00	-1.00	-100%	336.90	252.90					
Educ	7.50	7.50	0.00	0%	.00	.00	0.00	-	0.00	0.00	0.00	-	7.50	7.50					
NSci	293.08	230.63	-62.45	-21%	17.85	27.45	9.60	54%	0.00	0.00	0.00	-	310.93	258.08					
SBS	483.80	308.65	-175.15	-36%	2.20	1.33	-0.87	-40%	0.60	0.00	-0.60	-100%	486.60	309.98					
UNV	0.00	0.00	0.00	-	.00	.00	0.00	-	0.00	0.00	0.00	-	0.00	0.00					
Total	1,306.56	939.41	-367.15	-28%	44.50	41.70	-2.80	-6%	1.80	0.00	-1.80	-100%	1,352.86	981.11					

Comparing 04/07/2023* to:
04/11/2024

102 Days to Summer 2024 Census on: 7/22/2024

*Comparing days to Census	Resident				Non-Resident Foreign				Non-Resident USA				Total							
	2023	2024	N Δ	% Δ	2023	2024	N Δ	% Δ	2023	2024	N Δ	% Δ	2023	2024	Target	Target Δ	Target % Δ	N Δ	% Δ	
New Students																				
FT Freshmen	0	0	0	-	0	0	0	-	0	0	0	-	0	0						
LD Transfer	0	0	0	-	0	0	0	-	0	0	0	-	0	0						
UD Transfer	0	0	0	-	0	0	0	-	0	0	0	-	0	0						
PostBac	0	0	0	-	0	0	0	-	0	0	0	-	0	0						
PostBac Cr	0	0	0	-	0	0	0	-	0	0	0	-	0	0						
Masters	0	0	0	-	0	0	0	-	0	0	0	-	0	0						
Doctoral	0	0	0	-	0	0	0	-	0	0	0	-	0	0						
Total	0	0	0	-	0	0	0	-	0	0	0	-	0	0						
Continue/Return																				
Freshmen	11	15	4	36%	0	0	0	-	0	0	0	-	11	15						
Sophomores	25	15	-10	-40%	0	0	0	-	0	0	0	-	25	15						
Juniors	795	594	-201	-25%	5	3	-2	-40%	0	0	0	-	800	597						
Seniors	1,517	1,152	-365	-24%	22	21	-1	-5%	0	0	0	-	1,539	1,173						
PostBac	1	0	-1	-100%	0	0	0	-	0	0	0	-	1	0						
PostBac Cr	1	0	-1	-100%	0	0	0	-	0	0	0	-	1	0						
Masters	181	156	-25	-14%	56	63	7	13%	1	0	-1	-100%	238	219						
Doctoral	1	2	1	100%	0	0	0	-	0	0	0	-	1	2						
Return fr Absence	0	0	0	-	0	0	0	-	0	0	0	-	0	0						
Transitory	0	0	0	-	0	0	0	-	0	0	0	-	0	0						
Total	2,532	1,934	-598	-24%	83	87	4	5%	1	0	-1	-100%	2,616	2,021						
Total Headcount	2,532	1,934	-598	-24%	83	87	4	5%	1	0	-1	-100%	2,616	2,021						
FTES All Students																				
FT Freshmen	0.00	0.00	0.00	-	0.00	0.00	0.00	-	0.00	0.00	0	-	0.00	0.00						
Freshmen	5.33	6.20	0.87	16%	0.00	0.00	0.00	-	0.00	0.00	0	-	5.33	6.20						
Sophomores	9.73	8.07	-1.66	-17%	0.00	0.00	0.00	-	0.00	0.00	0	-	9.73	8.07						
Juniors	360.33	288.67	-71.66	-20%	3.80	1.87	-1.93	-51%	0.00	0.00	0	-	364.13	290.54						
Seniors	633.80	493.40	-140.40	-22%	10.13	11.60	1.47	15%	0.00	0.00	0	-	643.93	505.00						
PostBac	0.20	0.00	-0.20	-100%	0.00	0.00	0.00	-	0.00	0.00	0	-	0.20	0.00						
PostBac Cr	0.20	0.00	-0.20	-100%	0.00	0.00	0.00	-	0.00	0.00	0	-	0.20	0.00						
Masters	83.50	74.83	-8.67	-10%	27.00	28.92	1.92	7%	0.25	0.00	0	-100%	110.75	103.75						
Doctoral	0.75	0.83	0.08	11%	0.00	0.00	0.00	-	0.00	0.00	0	-	0.75	0.83						
Return fr Absence	0.00	0.00	0.00	-	0.00	0.00	0.00	-	0.00	0.00	0	-	0.00	0.00						
Transitory	0.00	0.00	0.00	-	0.00	0.00	0.00	-	0.00	0.00	0	-	0.00	0.00						
Total FTES	1,093.84	872.00	-221.84	-20%	40.93	42.39	1.46	4%	0.25	0.00	0	-100%	1,135.02	914.39						
Mean Unit Load																				
FT Freshmen	-	-	-	-	-	-	-	-	-	-	-	-	-	-						
Freshmen	7.27	6.20	-1.07	-14.7%	-	-	-	-	-	-	-	-	7.27	6.20						
Sophomores	5.84	8.07	2.23	38.2%	-	-	-	-	-	-	-	-	5.84	8.07						
Juniors	6.80	7.29	0.49	7.2%	11.40	9.35	-2.05	-18.0%	-	-	-	-	6.83	7.30						
Seniors	6.27	6.42	0.16	2.5%	6.91	8.29	1.38	20.0%	-	-	-	-	6.28	6.46						
PostBac	3.00	-	-	-	-	-	-	-	-	-	-	-	3.00	-						
PostBac Cr	3.00	-	-	-	-	-	-	-	-	-	-	-	3.00	-						
Masters	5.54	5.76	0.22	4.0%	5.79	5.51	-0.28	-4.8%	3.00	-	-	-	5.58	5.68						
Doctoral	9.00	4.98	-4.02	-44.7%	-	-	-	-	-	-	-	-	9.00	4.98						
Total	6.38	6.65	0.27	4.2%	6.42	6.31	-0.11	-1.7%	-	-	-	-	6.38	6.63						
FTES College of Disc																				
A&L	168.80	137.58	-31.22	-18%	2.40	2.00	-0.40	-17%	0.00	0.00	0.00	-	171.20	139.58						
BPA	274.70	230.05	-44.65	-16%	19.38	10.38	-9.00	-46%	0.25	0.00	-0.25	-100%	294.33	240.43						
Educ	7.10	6.90	-0.20	-3%	.00	.00	0.00	-	0.00	0.00	0.00	-	7.10	6.90						
NSci	252.68	211.75	-40.93	-16%	17.35	29.00	11.65	67%	0.00	0.00	0.00	-	270.03	240.75						
SBS	390.57	285.72	-104.85	-27%	1.80	1.00	-0.80	-44%	0.00	0.00	0.00	-	392.37	286.72						
UNV	0.00	0.00	0.00	-	.00	.00	0.00	-	0.00	0.00	0.00	-	0.00	0.00						
Total	1,093.85	872.00	-221.85	-20%	40.93	42.38	1.45	4%	0.25	0.00	-0.25	-100%	1,135.03	914.38						

Comparing 04/06/2023* to:
04/10/2024

103 Days to Summer 2024 Census on: 7/22/2024

*Comparing days to Census

	Resident				Non-Resident Foreign				Non-Resident USA				Total							
	2023	2024	N Δ	% Δ	2023	2024	N Δ	% Δ	2023	2024	N Δ	% Δ	2023	2024	Target	Target Δ	Target % Δ	N Δ	% Δ	
New Students																				
FT Freshmen	0	0	0	-	0	0	0	-	0	0	0	-	0	0						
LD Transfer	0	0	0	-	0	0	0	-	0	0	0	-	0	0						
UD Transfer	0	0	0	-	0	0	0	-	0	0	0	-	0	0						
PostBac	0	0	0	-	0	0	0	-	0	0	0	-	0	0						
PostBac Cr	0	0	0	-	0	0	0	-	0	0	0	-	0	0						
Masters	0	0	0	-	0	0	0	-	0	0	0	-	0	0						
Doctoral	0	0	0	-	0	0	0	-	0	0	0	-	0	0						
Total	0	0	0	-	0	0	0	-	0	0	0	-	0	0						
Continue/Return																				
Freshmen	11	14	3	27%	0	0	0	-	0	0	0	-	11	14						
Sophomores	21	14	-7	-33%	0	0	0	-	0	0	0	-	21	14						
Juniors	638	128	-510	-80%	3	1	-2	-67%	0	0	0	-	641	129						
Seniors	1,426	799	-627	-44%	21	14	-7	-33%	0	0	0	-	1,447	813						
PostBac	1	0	-1	-100%	0	0	0	-	0	0	0	-	1	0						
PostBac Cr	1	0	-1	-100%	0	0	0	-	0	0	0	-	1	0						
Masters	171	131	-40	-23%	45	53	8	18%	0	0	0	-	216	184						
Doctoral	1	1	0	0%	0	0	0	-	0	0	0	-	1	1						
Return fr Absence	0	0	0	-	0	0	0	-	0	0	0	-	0	0						
Transitory	0	0	0	-	0	0	0	-	0	0	0	-	0	0						
Total	2,270	1,087	-1,183	-52%	69	68	-1	-1%	0	0	0	-	2,339	1,155						
Total Headcount	2,270	1,087	-1,183	-52%	69	68	-1	-1%	0	0	0	-	2,339	1,155						
FTES All Students																				
FT Freshmen	0.00	0.00	0.00	-	0.00	0.00	0.00	-	0.00	0.00	0	-	0.00	0.00						
Freshmen	5.33	5.80	0.47	9%	0.00	0.00	0.00	-	0.00	0.00	0	-	5.33	5.80						
Sophomores	8.60	7.47	-1.13	-13%	0.00	0.00	0.00	-	0.00	0.00	0	-	8.60	7.47						
Juniors	291.13	62.00	-229.13	-79%	2.13	0.60	-1.53	-72%	0.00	0.00	0	-	293.26	62.60						
Seniors	598.13	334.07	-264.06	-44%	9.07	6.93	-2.14	-24%	0.00	0.00	0	-	607.20	341.00						
PostBac	0.20	0.00	-0.20	-100%	0.00	0.00	0.00	-	0.00	0.00	0	-	0.20	0.00						
PostBac Cr	0.20	0.00	-0.20	-100%	0.00	0.00	0.00	-	0.00	0.00	0	-	0.20	0.00						
Masters	77.58	64.33	-13.25	-17%	22.25	24.92	2.67	12%	0.00	0.00	0	-	99.83	89.25						
Doctoral	0.75	0.33	-0.42	-56%	0.00	0.00	0.00	-	0.00	0.00	0	-	0.75	0.33						
Return fr Absence	0.00	0.00	0.00	-	0.00	0.00	0.00	-	0.00	0.00	0	-	0.00	0.00						
Transitory	0.00	0.00	0.00	-	0.00	0.00	0.00	-	0.00	0.00	0	-	0.00	0.00						
Total FTES	981.92	474.00	-507.92	-52%	33.45	32.45	-1.00	-3%	0.00	0.00	0	-	1,015.37	506.45						
Mean Unit Load																				
FT Freshmen	-	-	-	-	-	-	-	-	-	-	-	-	-	-						
Freshmen	7.27	6.21	-1.05	-14.5%	-	-	-	-	-	-	-	-	7.27	6.21						
Sophomores	6.14	8.00	1.86	30.3%	-	-	-	-	-	-	-	-	6.14	8.00						
Juniors	6.84	7.27	0.42	6.1%	10.65	9.00	-1.65	-15.5%	-	-	-	-	6.86	7.28						
Seniors	6.29	6.27	-0.02	-0.3%	6.48	7.43	0.95	14.6%	-	-	-	-	6.29	6.29						
PostBac	3.00	-	-	-	-	-	-	-	-	-	-	-	3.00	-						
PostBac Cr	3.00	-	-	-	-	-	-	-	-	-	-	-	3.00	-						
Masters	5.44	5.89	0.45	8.2%	5.93	5.64	-0.29	-4.9%	-	-	-	-	5.55	5.82						
Doctoral	9.00	3.96	-5.04	-56.0%	-	-	-	-	-	-	-	-	9.00	3.96						
Total	6.38	6.36	-0.02	-0.4%	6.30	6.06	-0.25	-3.9%	-	-	-	-	6.38	6.34						
FTES College of Disc																				
A&L	151.47	70.88	-80.59	-53%	2.40	1.00	-1.40	-58%	0.00	0.00	0.00	-	153.87	71.88						
BPA	246.90	142.33	-104.57	-42%	15.65	6.72	-8.93	-57%	0.00	0.00	0.00	-	262.55	149.05						
Educ	6.30	3.60	-2.70	-43%	.00	.00	0.00	-	0.00	0.00	0.00	-	6.30	3.60						
NSci	227.62	113.93	-113.69	-50%	13.60	23.93	10.33	76%	0.00	0.00	0.00	-	241.22	137.86						
SBS	349.65	143.25	-206.40	-59%	1.80	.80	-1.00	-56%	0.00	0.00	0.00	-	351.45	144.05						
UNV	0.00	0.00	0.00	-	.00	.00	0.00	-	0.00	0.00	0.00	-	0.00	0.00						
Total	981.94	473.99	-507.95	-52%	33.45	32.45	-1.00	-3%	0.00	0.00	0.00	-	1,015.39	506.44						