

COLLEGE OF
ARTS AND LETTERS

STATE OF THE COLLEGE CHAT

TUESDAY, JANUARY 31, 2017
1:00 – 2:00 PM
PINE ROOM,
LOWER COMMONS



STAFF APPRECIATION LUNCHEON

FRIDAY, JANUARY 13, 2017



STAFF APPRECIATION LUNCHEON

FRIDAY, JANUARY 13, 2017



College of Arts & Letters Faculty Colloquium
Tuesday January 24, 2017
2:00-3:30 PM

Robert and Frances Fullerton Museum of Art



Image courtesy of Susana Garza 'Ocaso Rojo'

- Thomas Davis, Chair, World Languages & Literatures.
"The Vanishing of Catholic Saints in the Global Social Work Academy."
- Bibiana Díaz, Assistant Professor of Spanish,
World Languages and Literatures
"Repression, Dissidence and Agency:
The Theater and Performance Art of Patricia Ariza."
- Matthew Poole, Chair, Art Department
"Art, Creativity and Alienation - Some notes."
- Holly Henry, Professor of English, Moderator

Learn more about the Arts & Letters Faculty Colloquia at <https://cal.csusb.edu/faculty/colloquia>
Or contact Professor Luz Elena Ramirez, ramirez@csusb.edu





FACULTY POST-TENURE REVIEWS

CONGRATULATIONS TO:



Holly Henry
English



Brian Heisterkamp
Communication Studies

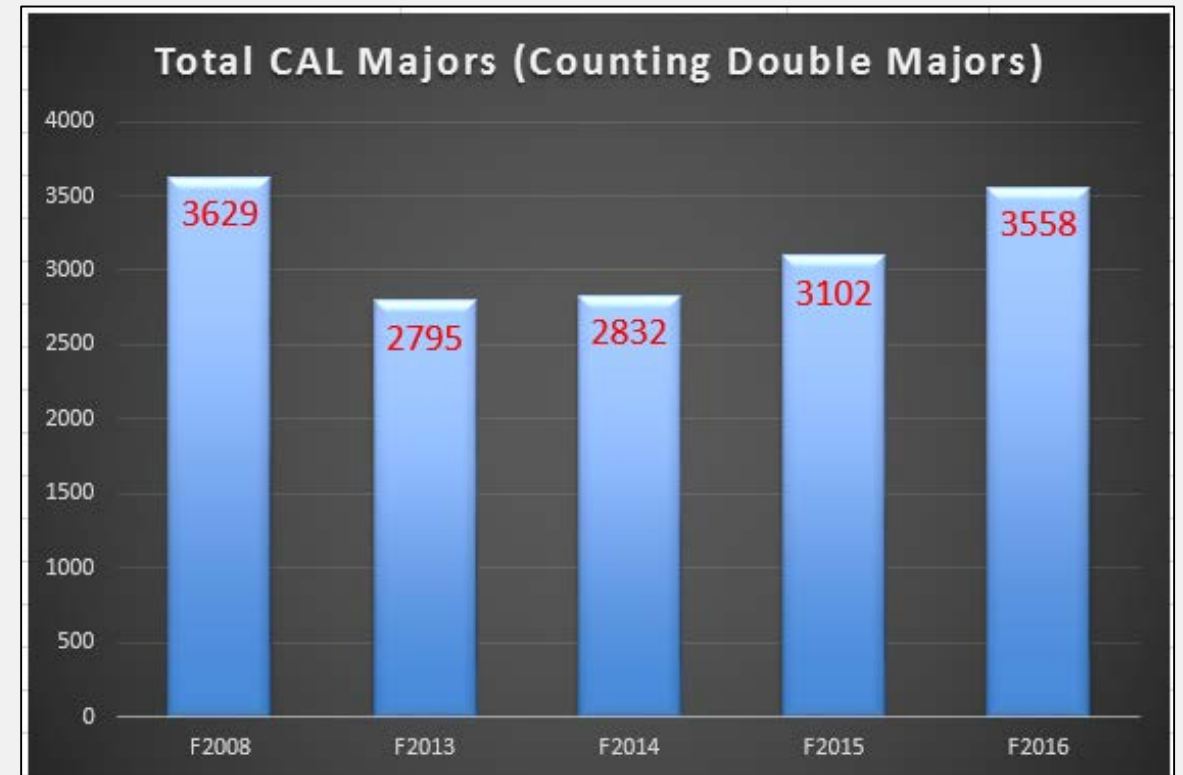


Kareen Gervasi
World Languages and Literatures

HOW ARE WE DOING?

TOTAL NUMBER OF CAL MAJORS

Fall Quarter and Year	Total CAL Majors (Counting Double Majors)
F2008	3629
F2013	2795
F2014	2832
F2015	3102
F2016	3558

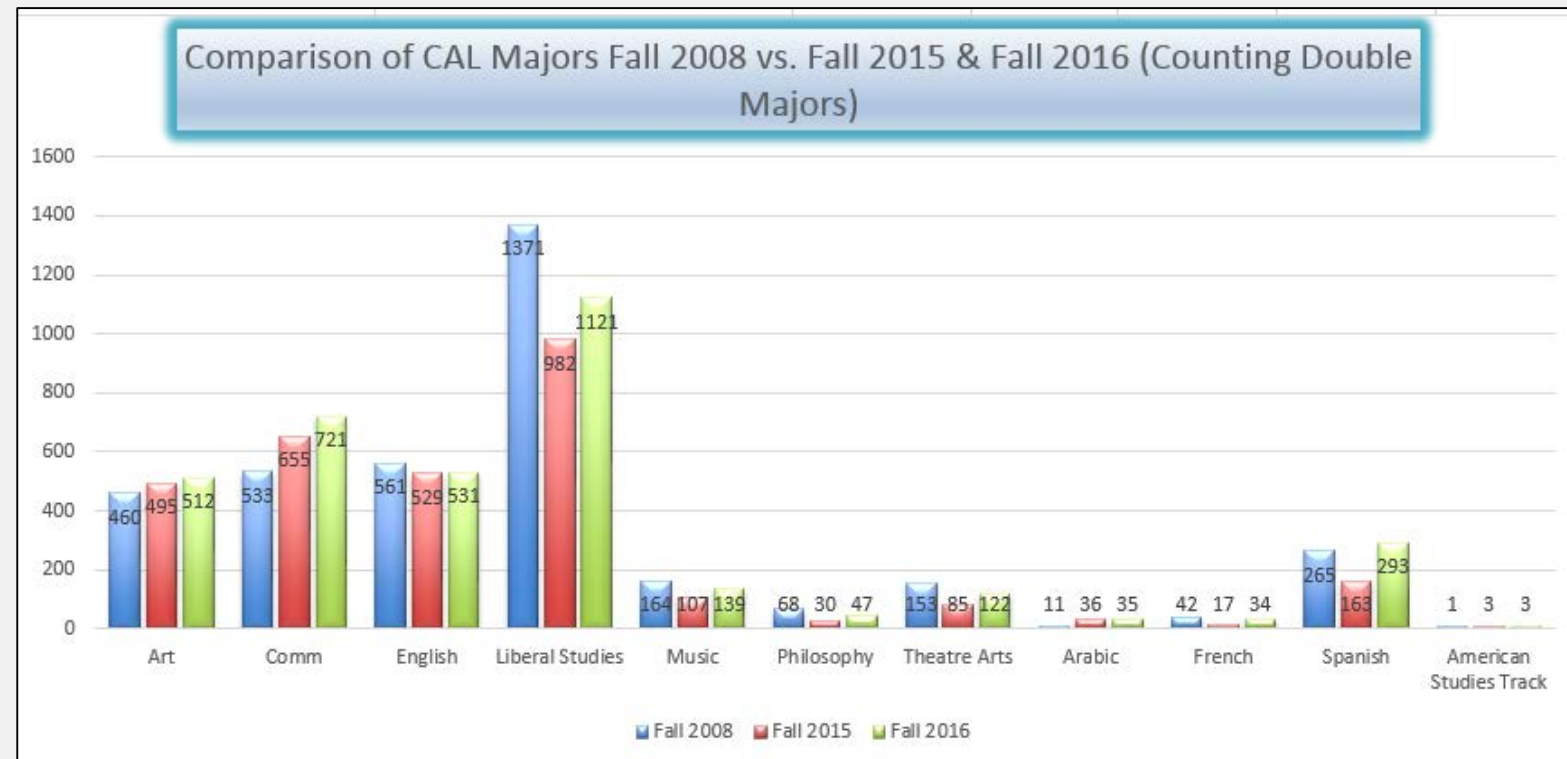


COMPARISON OF CAL MAJORS

FALL 2008 VS. FALL 2015 & FALL 2016

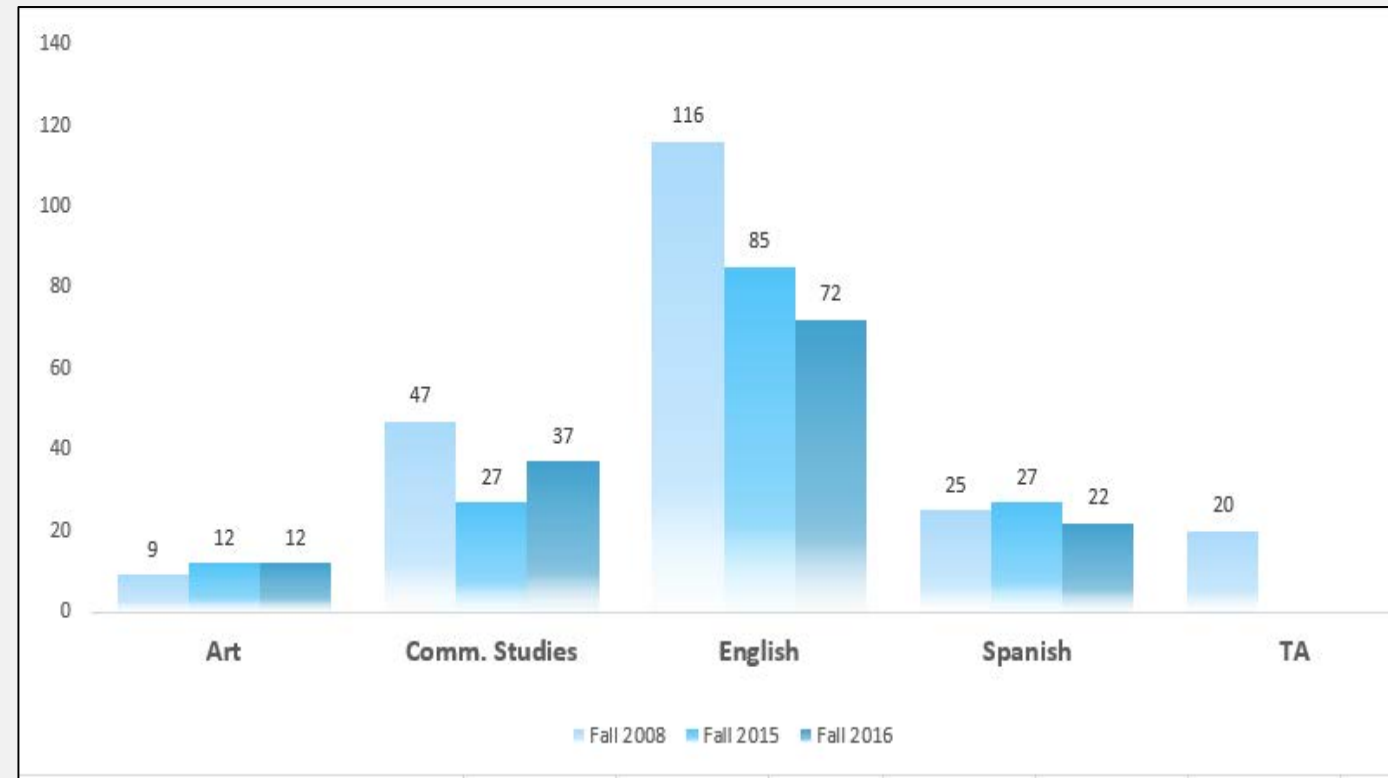
(COUNTING DOUBLE MAJORS)

Department	Fall 2008	Fall 2015	Fall 2016
Art	460	495	512
Comm Studies	533	655	721
English	561	529	531
Liberal Studies	1371	982	1121
Music	164	107	139
Philosophy	68	30	47
Theatre Arts	153	85	122
Arabic	11	36	35
French	42	17	34
Spanish	265	163	293
American Studies Track	1	3	3
CAL Total	3629	3102	3558



COMPARISON OF MA/MFA STUDENTS: FALL 2008 VS. FALL 2015 & FALL 2016

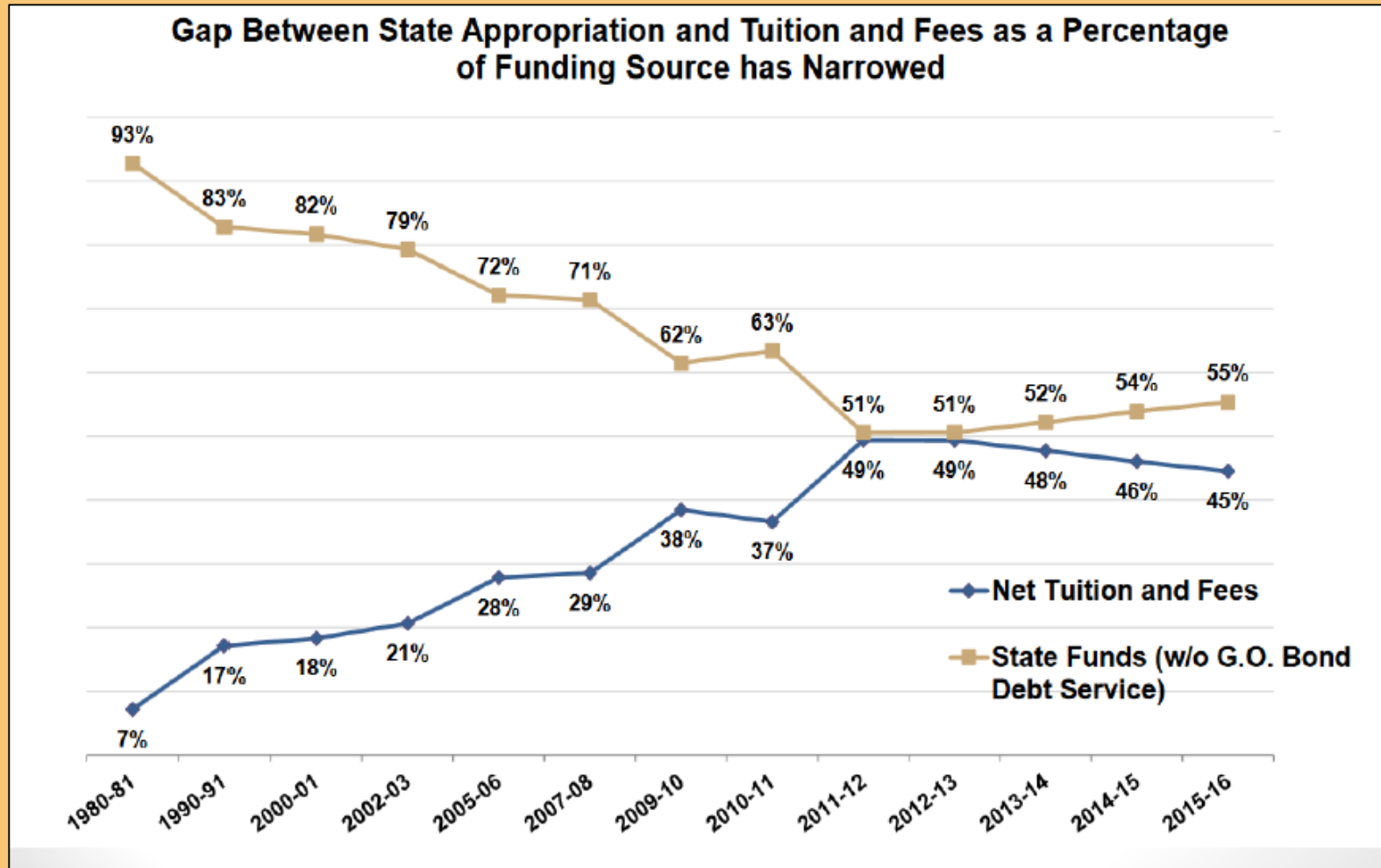
Department/Program	Fall 2008	Fall 2015	Fall 2016
Art	9	12	12
Comm. Studies	47	27	37
English	116	85	72
Spanish	25	27	22
TA	20		



STUDENT FACULTY RATIOS BY DEPARTMENT

Fall 16 STUDENT FACULTY RATIOS					
Division	(All)	▼			
Faculty Status	(All)	▼			
Row Labels ▼	Sum of Enrolled	Sum of FTES	Sum of FTEF	Sum of WTU	SFR
ART	1810	362.32	21.92	299.09	16.53
COMM	2987	770.51	28.64	399.89	26.90
ENG	4134	1100.02	49.56	696.38	22.20
HUM	2613	626.86	5.93	82.63	105.80
MUS	1370	227.49	9.95	138.95	22.85
PHIL	1302	331.18	12.79	180.66	25.90
TA	1311	274.95	9.55	131.09	28.80
WLL	2168	558.07	30.83	415.81	18.10
Grand Total	17695	4251.40	169.16	2344.50	25.13
MEDIAN	1989.00	460.20	17.35	239.88	24.38

CSU FUNDING HISTORY: GF & TUITION

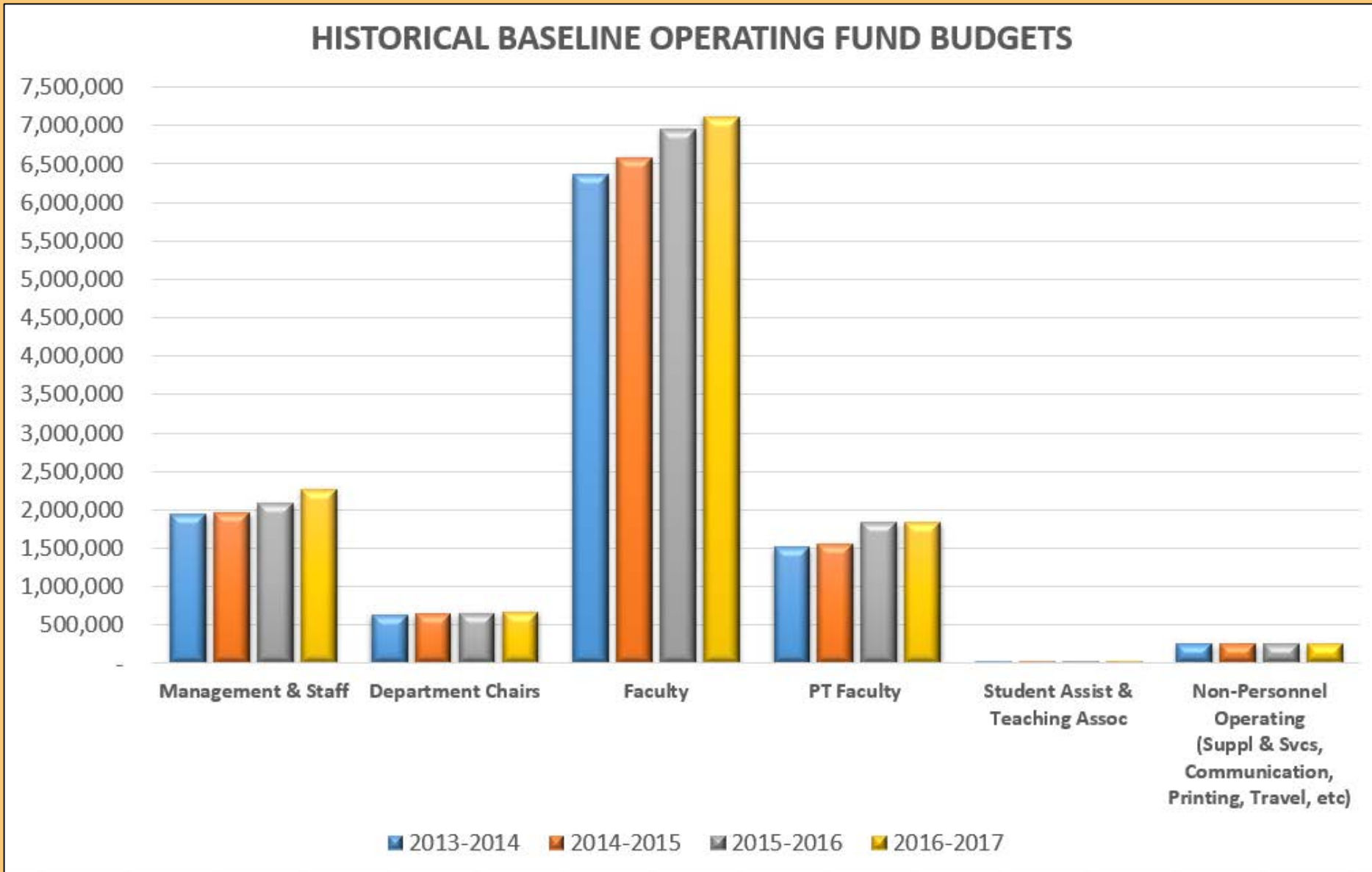


BUDGET - MICHELLE

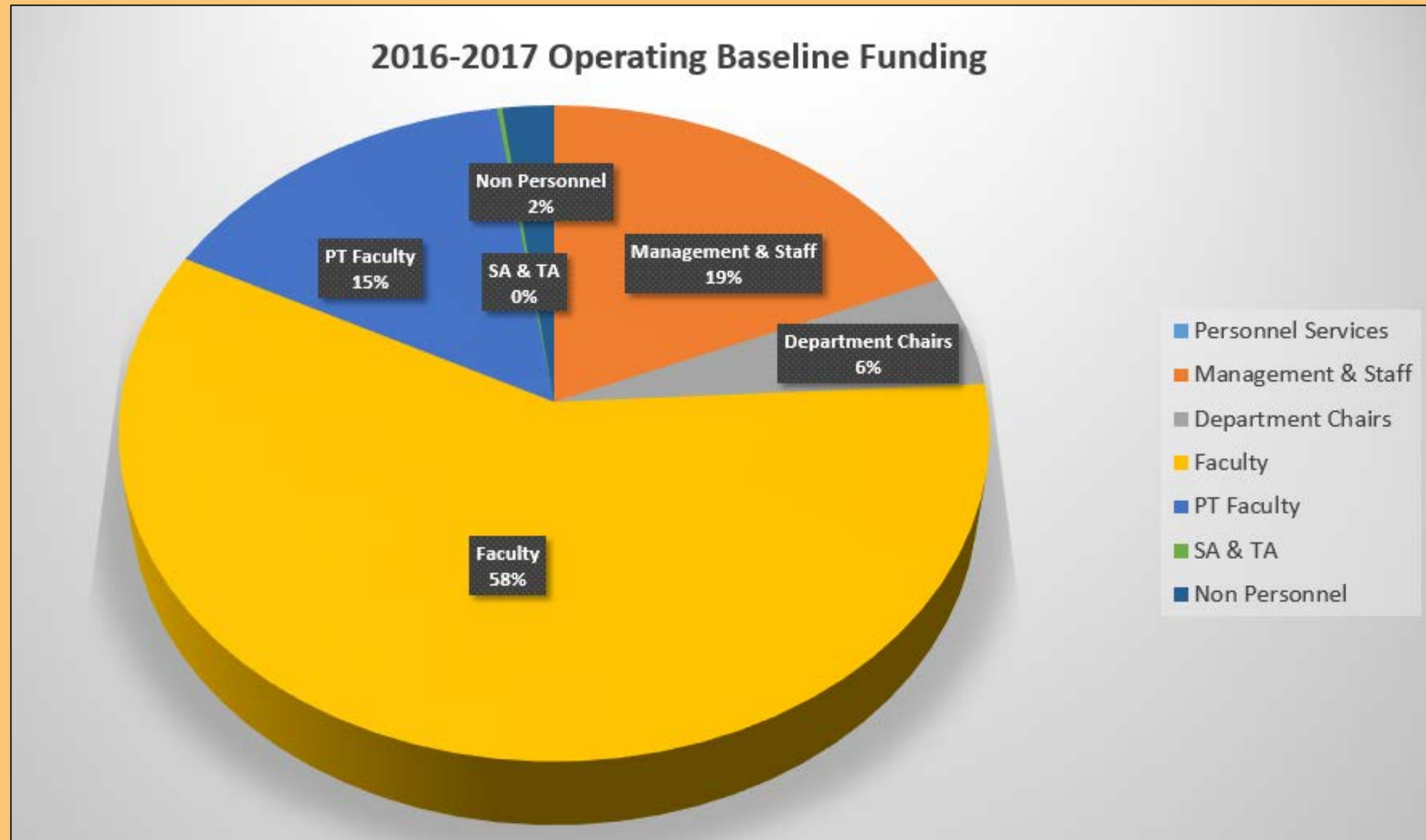
COLLEGE HISTORICAL BASELINE OPERATING BUDGET

Historical Baseline Operating Fund Budgets				
Description	2013-2014	2014-2015	2015-2016	2016-2017
Personnel Services				
Management & Staff	1,935,140	1,960,638	2,082,475	2,264,211
Department Chairs	632,504	641,014	654,203	668,559
Faculty	6,356,984	6,582,389	6,957,924	7,115,262
PT Faculty	1,512,459	1,557,347	1,835,714	1,835,714
Student Assist & Teaching Assoc	8,000	10,400	25,122	25,122
Personnel Total	10,445,087	10,751,788	11,555,438	11,908,868
Non-Personnel Operating	256,048	256,048	256,048	256,048
GRAND TOTAL	10,701,135	11,007,836	11,811,486	12,164,916

HISTORICAL BASELINE OPERATING FUND BUDGETS



2016-2017 OPERATING BASELINE FUNDING



HISTORICAL END OF YEAR FINANCIAL REPORT

HISTORICAL END OF YEAR FINANCIAL REPORT				
College of Arts & Letters				
SB001-General Fund				
2015-2016				
Account Categories	Budget (Baseline +1x)	Actuals & Encumbrances	Balance Available	% Used Fiscal Year
601 - Regular Salaries and Wages	13,869,572	13,671,660	197,912	99%
604 - Communications	6,544	7,360	(816)	112%
606 - Travel	92,701	93,845	(1,143)	101%
616 - Information Technology Costs	73,668	45,756	27,912	62%
619 - Equipment Group	35,529	24,818	10,710	70%
660 - Misc. Operating Expenses	328,899	259,162	69,737	79%
Grand Total	14,406,914	14,102,600	304,313	98%
2014-2015				
Account Categories	Budget (Baseline +1x)	Actuals & Encumbrances	Balance Available	% Used Fiscal Year
601 - Regular Salaries and Wages	13,526,384	13,394,676	131,709	99%
604 - Communications	6,818	8,675	(1,857)	127%
606 - Travel	87,512	105,967	(18,455)	121%
616 - Information Technology Costs	29,992	22,676	7,316	76%
619 - Equipment Group	147,252	119,985	27,267	81%
660 - Misc. Operating Expenses	495,234	284,858	210,377	58%
Grand Total	14,293,193	13,936,836	356,357	98%

2016 – 2017 SUMMARY BY DEPARTMENT

16-17 SUMMARY BY DEPARTMENT

College of Arts & Letters

SB001-General Fund

Report pulled as of 01/24/17

Dept	Current Budget (Baseline + 1x)	Actuals & Encumbrances	Balance Available	% Used Fiscal Year
Dean, IT, Admin, Devel, Radio, Adv	2,980,388	736,726	2,243,662	25%
C0810 - CAL-Art	1,427,943	896,707	531,236	63%
C0820 - CAL- Communication	2,054,284	1,081,091	973,193	53%
C0830 - CAL-English	3,082,135	1,958,023	1,124,112	64%
C0840 - CAL - World Languages & Lit.	1,819,871	1,117,883	701,987	61%
C0850 - CAL - Liberal Studies	130,204	76,082	54,122	58%
C0860 - CAL - Music	906,075	510,866	395,209	56%
C0870 - CAL - Philosophy	882,899	501,265	381,634	57%
C0880 - CAL - Theater Arts	1,029,374	554,723	474,650	54%
C0890 & C0891 - CAL- Fullerton Art Museum	384,713	203,010	181,703	53%
Grand Total	14,697,885	7,636,377	7,061,508	52%

WHAT DOES THE COLLEGE SUPPORT?

Personnel Leaves

- Sick Leaves
- FMLA (Maternity/Paternity Leave)

Equipment Replacements

Student Success Sponsorship

- Outstanding Grad/Undergrad Awards
- Commencement Speakers Award
- American Ad Federation (ADDY) Awards
- CSU Summer Arts
- Study Abroad Program (when possible)
- Office of Student Research
- HACU (Hispanic Association of Colleges and Universities)
- Cinema Culturas Film Fest

Academic Programming

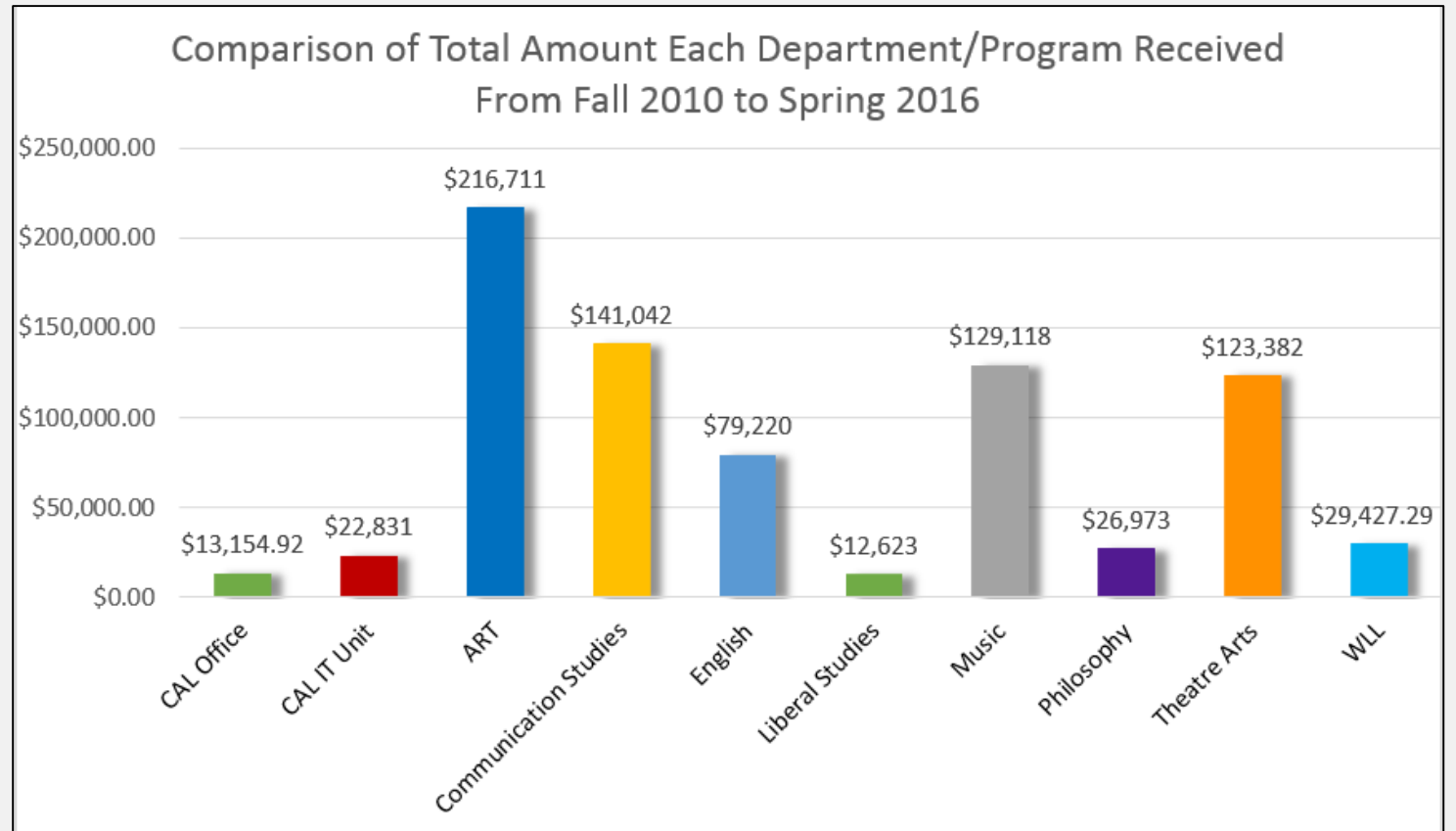
- Latin American Studies Conference
- CAL Faculty Roundtable
- Native Voices Event
- Opera Event
- Japan Day
- Dotphotozine Support

Faculty Support

- Dean's Mini Grants
- Outstanding Faculty Awards
- Buy Out Funds (course reassignment)
- Recruitment Costs (advertising, travel)
- Start-up Costs (professional development, course reassignment, moving expenses)

EQUIPMENT PURCHASE 2010 – 2016 CHART

CAL Office	\$13,154.92
CAL IT Unit	\$22,831
Art	\$216,711
Communication Studies	\$141,042
English	\$79,220
Liberal Studies	\$12,623
Music	\$129,118
Philosophy	\$26,973
Theatre Arts	\$123,382
WLL	\$29,427.29



EQUIPMENT ALLOCATIONS 2010 - 2017

Equipment Allocations (General Fund + Lottery Fund) 2009 to 2017							
Year	2010/11	2011/12	2012/13	2013/14	2014/15	2015/16	2016/17
Allocation	\$228,412	\$149,128	\$148,748	\$92,687	\$83,864	\$98,882	\$100,415

CAL TASK FORCES: STRATEGIC PLANNING

- Chad Luck, Chair – English
- Kurt Collins – Art
- Allen Menton – Music
- Ahlam Muhtaseb – Communication Studies
- Luz Elena Ramirez – English
- Johanna Smith – Theatre Arts
- Alysha Timmons – World Languages & Literatures



COLLEGE MISSION AND VISION DRAFT

Mission:

We cultivate creativity and critical thinking in students, enabling them to communicate new forms of thought and expression that build on global traditions in arts and letters. The College is committed to cutting-edge scholarship, innovative teaching, digital literacy, and community engagement. We educate the whole person, preparing graduates who are reflective, ethical, and collaborative.

COLLEGE MISSION AND VISION

DRAFT

Vision:

To elevate the arts and humanities to the center of intellectual life, so that our creative and scholarly passions inspire each other to engage and transform local and global communities.

CAL TASK FORCES: **INTERDISCIPLINARY**

- Mihaela Popescu, Chair – Communication Studies
- Annie Buckley – Art
- Arturo Fernandez-Gibert – WLL
- Holly Henry – English
- J. David Jerez-Gomez – WLL
- Eva Kirsch – RAFFMA
- Lucy Lewis – Music
- Tom McGovern – Art
- Jacob Poore – Coyote Advertising
- Caroline Vickers – English



DEAN'S 2016-17 MINI-GRANT RECIPIENTS

PROJECT BASED LEARNING





T.C. Corrigan, Communication Studies
(with a colleague from History)
Social Media Change

John Mumma, Philosophy
(with Shawnee McMurren, Mathematics)
Rigorous Mathematical Proof –How, What and Why

Yumi Pak, English
(with Adriana Huhn, Anthropology)
Literature, Ethnography, and the Construction of Narrative

Carmen Jany, World Languages and Literatures
(with Norea Marteache, Criminal Justice)
Spanish for the Professions- Law Enforcement



- Today the state spends about \$7,585 per full-time student, compared with \$9,686 in 2007-08.
- Enrollment has increased but we have not been able to provide access to all qualified students seeking admission to the CSU.
- Therefore, we need to graduate students in a timely manner and offer efficient curriculum and scheduling.

LOS ANGELES TIMES: STATE FUNDING CUTS

State funding cuts during the recession still shortchanging Cal State students, officials say



California State University Chancellor Timothy P. White speaks at a CSU Board of Trustees meeting in January 2014. (Allen J. Schaben / Los Angeles Times)

By **Rosanna Xia**

JULY 21, 2016, 6:10 PM



tate budget cuts have left California State University with about 19% less in

Not interested
in this ad

Ad was
inappropriate

Ad covered
content

Seen this ad
multiple times

ADVERTISEMENT

For The Record

JUL. 21, 2016, 6:20 PM

A previous version of this article said the average four-year graduation rate for the Cal State system is about 17%. That number was 19% as of April, university officials said.

Tuition hike, budget gaps top agenda as Cal State trustees discuss priorities for 2017



Cal State Fullerton student Ginny Dolores, along with several dozen other students, protested the possible tuition hike during the Board of Trustees meeting in November. (Mark Boster / Los Angeles Times)



By **Rosanna Xia** · Contact Reporter

LOS ANGELES TIMES
TUESDAY, JANUARY 31, 2017

- University of California regents voted 16 to 4 to end their six-year freeze on tuition and approve a 2.5%, or \$282, increase for the 2017-18 school year.
- Chancellor Timothy P. White has proposed an increase of about 5% , which could amount to as much as \$270 for in-state students. Trustees will vote in March.
- If adopted, the tuition increases would generate \$77.5 million in crucial net revenue.

LOS ANGELES TIMES
TUESDAY, JANUARY 31, 2017



- Students are currently paying the highest Cal State tuition ever; it more than doubled, to \$5,472, from 2006 to 2011.
- Cal State also needs to pay for faculty salary increases and has a backlog of building upgrades that will cost \$2 billion.

CSU GRADUATION INITIATIVE 2025

- Across the country the average 4 year graduation rate for public universities is about 34%
- For the CSU system, the average is about 19%
- The CSUSB goals are:

30 %	→	4 year graduation (FTF)
62 %	→	6 year graduation (FTF)
45 %	→	2 year graduation (Transfer)



CSU GRADUATION INITIATIVE:
AVERAGE YEARS TO DEGREE IN
ARTS AND LETTERS BY ACADEMIC YEAR (FTF)

2011 – 2012	2012 – 2013	2013 – 2014	2014 – 2015	2015 – 2016
5.2 (246)	5.0 (251)	5.1 (295)	5.3 (234)	5.7 (235)

*Format: Average years to degree (number of graduates)

CSU GRADUATION INITIATIVE:
AVERAGE YEARS TO DEGREE IN
ARTS AND LETTERS BY ACADEMIC YEAR (TRANSFER)

2011 – 2012	2012 – 2013	2013 – 2014	2014 – 2015	2015 – 2016
3.5 (453)	3.2 (426)	3.5 (391)	3.4 (339)	3.4 (330)

*Format: Average years to degree (number of graduates)

CSU GRADUATION INITIATIVE

AVERAGE YEARS TO DEGREE BY DEPARTMENT(FTF)

DEPT.	2011 - 2012	2012 - 2013	2013 - 2014	2014 - 2015	2015 - 2016
ART	5.3 (31)	5.3 (36)	5.0 (39)	5.3 (37)	6.9 (30)
COMM	4.8 (52)	4.8 (63)	5.2 (85)	5.2 (59)	5.5 (65)
ENGLISH	5.3 (34)	4.7 (31)	4.9 (38)	5.2 (44)	5.2 (38)
PHIL	5.0 (2)	4.8 (7)	5.0 (9)	7.0 (2)	6.0 (2)
SPAN	5.6 (13)	5.5 (12)	5.5 (18)	5.6 (12)	5.3 (12)
TA	5.3 (13)	5.1 (7)	4.6 (12)		5.2 (7)

*Format: Average years to degree (number of graduates)

CSU GRADUATION INITIATIVE

AVERAGE YEARS TO DEGREE BY DEPARTMENT(TRANSFER)

DEPT.	2011 - 2012	2012 - 2013	2013 - 2014	2014 - 2015	2015 - 2016
ART	3.7 (58)	3.0 (70)	3.7 (63)	3.2 (57)	3.8 (56)
COMM	3.4 (69)	3.0 (78)	3.0 (75)	3.0 (85)	3.1 (65)
ENGLISH	3.1 (86)	2.8 (74)	3.1 (78)	3.2 (69)	2.8 (80)
PHIL	4.0 (8)	2.8 (5)	3.0 (4)	3.4 (5)	3.0 (5)
SPAN	3.5 (16)	3.6 (14)	4.1 (16)	4.3 (13)	2.7 (11)
TA	3.5 (6)	3.3 (3)	3.2 (5)	2.5 (6)	4.7 (10)

*Format: Average years to degree (number of graduates)

WE SHOULD MAKE ALL ASPECTS
OF COLLEGE EASY, **EXCEPT**
LEARNING: LEARNING IS AND
SHOULD BE HARD

HOW CAN WE IMPROVE STUDENT SUCCESS?

A Suggestion:

- In class, every faculty member will dedicate a total of 20 minutes (10 mins x 2) per quarter to find out how their students are doing and how they are progressing toward their degree:
 - How are you?
 - How's your quarter going?
 - Have you seen an advisor?
 - Do you know for a fact that you're on track to graduate?
 - Are you aware of all the resources available to you? Including Psychological and Health services?
- Schedule office hour appointments with individual or small groups of students



CSUSB STUDENT RESOURCES

- **Advising & Academic Services:** (909) 537-5034

<http://advising.csusb.edu>

- **Office of Financial Aid:** (909) 537-5227

<http://finaid.csusb.edu>

- **Title IX & Gender Equity:** (909) 537-5669

<http://titleix.csusb.edu>

- **San Bernardino Community Resources:** Dial 211

www.211sb.org

- **University Police:** (909) 537-7777 <http://police.csusb.edu>



CSUSB STUDENT RESOURCES

- **Counseling and Psychological Services:** (909) 537-5040
<http://psychocounseling.csusb.edu>
- **Student Health Center:** (909) 537-5241
<http://healthcenter.csusb.edu>
- **THR!VE Health Promotion & Wellness Programs:**
<http://healthcenter.csusb.edu/healthPromotion>
- **The DEN – Resources and food items for CSUSB Students:**
<http://engage.csusb.edu/TheDENFoodPantry>

EMPLOYERS SEEK COLLEGE GRADUATES WHO...

- Can think critically
- Communicate effectively
- Collaborate with others to address complex problems

WE NEED TO TELL OUR STORY



We need to tell our story as we recruit and promote our programs

CAL IS CURRENT, OPEN-MINDED AND COLLABORATIVE



UPCOMING EVENTS:

SPRING FACULTY COLLOQUIUM

DATE: MAY 1, 2017

TIME: 2:00 – 3:30 PM

LOCATION: TBA

NEH GRANT WORKSHOP

DATE: MARCH 9, 2017

MORE DETAILS TO COME

Our thanks to Luz Elena Ramirez for all her work as
CAL's Dean Fellow for Faculty Success

A brown paper bag and a red apple are visible in the background. The bag is on the left, and the apple is on the right, partially cut off by the edge of the image.

Brown Bags

— *with the* —

Dean

Winter Schedule:

Staff: February 9, 2017

Faculty: February 21, 2017

Student: March 2, 2017

Location: UH - 237

Time: 12:00 - 1:00 P.M.

QUESTIONS?

