

Comparing -/-/2020\* to:  
04/16/2021

94 Days to Summer 2021 Census on: 7/19/2021

CEL Self-Support Registration Report

	Resident				Non-Resident Foreign				Non-Resident USA				Total						
	QTR 2020	SEM 2021	N Δ	% Δ	QTR 2020	SEM 2021	N Δ	% Δ	QTR 2020	SEM 2021	N Δ	% Δ	QTR 2020	SEM 2021	Target	Target Δ	Target % Δ	N Δ	% Δ
<b>New Students</b>																			
FT Freshmen		0				0				0				0					
LD Transfer		0				0				0				0					
UD Transfer		0				0				0				0					
PostBac		0				0				0				0					
PostBac Cr		0				0				0				0					
Masters		0				0				0				0					
Doctoral		0				0				0				0					
<b>Total</b>		<b>0</b>				<b>0</b>				<b>0</b>				<b>0</b>					
<b>Continue/Return</b>																			
Freshmen		6				0				0				6					
Sophomores		18				0				0				18					
Juniors		968				10				0				978					
Seniors		1,129				53				2				1,184					
PostBac		0				0				0				0					
PostBac Cr		0				0				0				0					
Masters		280				4				1				285					
Doctoral		0				0				0				0					
Return fr Absence		0				0				0				0					
Transitory		0				0				0				0					
<b>Total</b>		<b>2,401</b>				<b>67</b>				<b>3</b>				<b>2,471</b>					
<b>Total Headcount</b>		<b>2,401</b>				<b>67</b>				<b>3</b>				<b>2,471</b>	<b>4,478</b>	<b>-2,007</b>	<b>-45%</b>		
<b>FTES All Students</b>																			
FT Freshmen		0.00				0.00				0.00				0.00					
Freshmen		2.47				0.00				0.00				2.47					
Sophomores		7.60				0.00				0.00				7.60					
Juniors		431.50				6.20				0.00				437.70					
Seniors		460.70				22.60				0.80				484.10					
PostBac		0.00				0.00				0.00				0.00					
PostBac Cr		0.00				0.00				0.00				0.00					
Masters		114.08				2.00				1.00				117.08					
Doctoral		0.00				0.00				0.00				0.00					
Return fr Absence		0.00				0.00				0.00				0.00					
Transitory		0.00				0.00				0.00				0.00					
<b>Total FTES</b>		<b>1,016.35</b>				<b>30.80</b>				<b>1.80</b>				<b>1,048.95</b>	<b>2,602.00</b>	<b>-1,553</b>	<b>-60%</b>		
<b>Mean Unit Load</b>																			
FT Freshmen		-				-				-				-					
Freshmen		6.18				-				-				6.18					
Sophomores		6.33				-				-				6.33					
Juniors		6.69				9.30				-				6.71					
Seniors		6.12				6.40				6.00				6.13					
PostBac		-				-				-				-					
PostBac Cr		-				-				-				-					
Masters		4.89				6.00				12.00				4.93					
Doctoral		-				-				-				-					
<b>Total</b>		<b>6.21</b>				<b>6.81</b>				<b>8.00</b>				<b>6.23</b>					
<b>FTES College of Disc</b>																			
A&L		165.90				3.07				0.00				168.97					
BPA		280.23				19.67				1.60				301.50					
Educ		18.05				.00				0.00				18.05					
NSci		249.60				6.07				0.00				255.67					
SBS		302.57				2.00				0.20				304.77					
UNV		0.00				.00				0.00				0.00					
<b>Total</b>		<b>1,016.35</b>				<b>30.81</b>				<b>1.80</b>				<b>1,048.96</b>					

Stateside Headcounts	Year-over-Year Comparisons		
	2020	2021	% Δ
SLIP		0	
Credential		0	
Doctoral		0	

Early Start Enrollments	Destination Students			Service Students		
	2020	2021	% Δ	2020	2021	% Δ
ESE		0		ESE		0
ESM		0		ESM		0
Headcount		0		Headcount		0

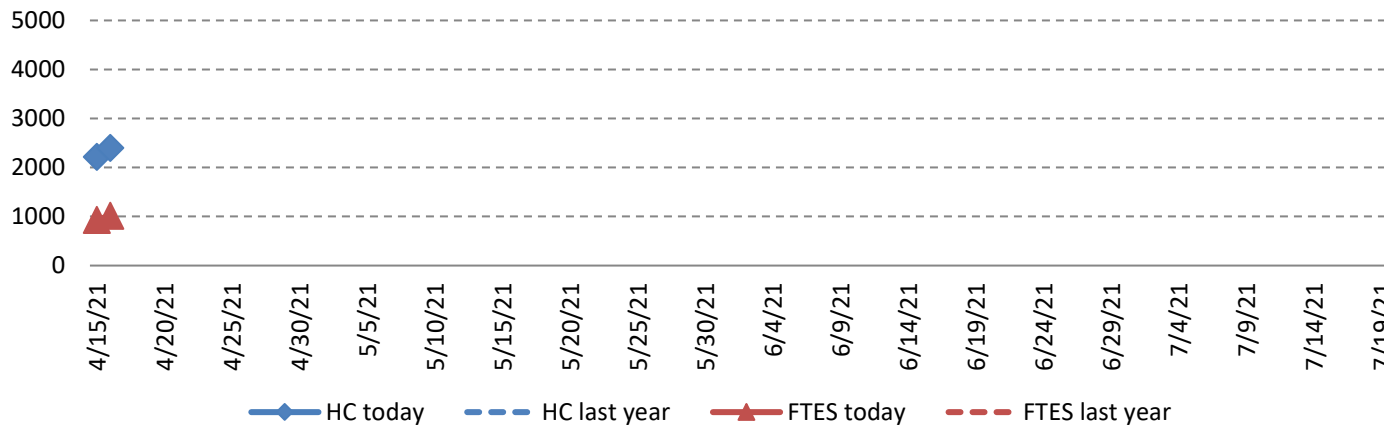
Units < 6.1	Resident	NR Foreign	NR USA	Total
Undergrad	1376	34	1	1411
PostB	0	0	0	0
PostB Cr	0	0	0	0
Masters	241	2	0	243
Doctoral	0	0	0	0
Total	1617	36	1	1654

Units > 6.0	Resident	NR Foreign	NR USA	Total
Undergrad	745	29	1	775
PostB	0	0	0	0
PostB Cr	0	0	0	0
Masters	39	2	1	42
Doctoral	0	0	0	0
Total	784	31	2	817

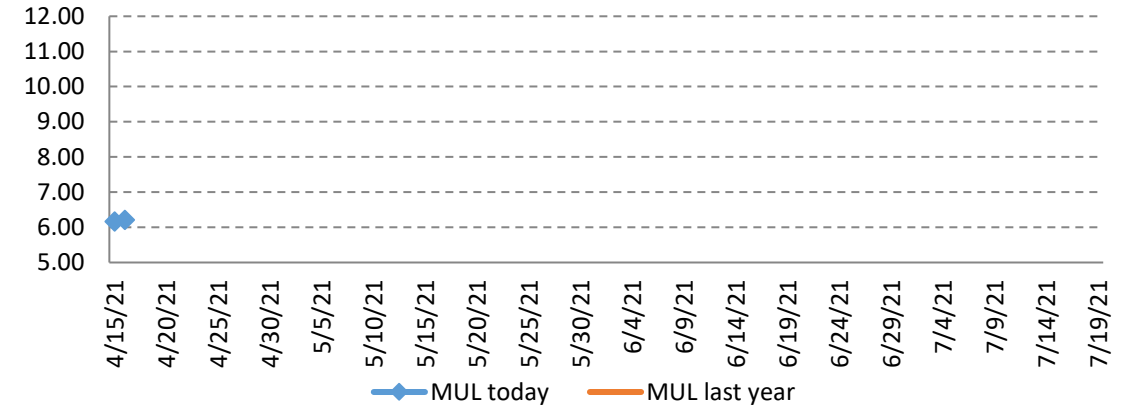
04/16/2021

94 Days to Summer 2021 Census on: 7/19/2021

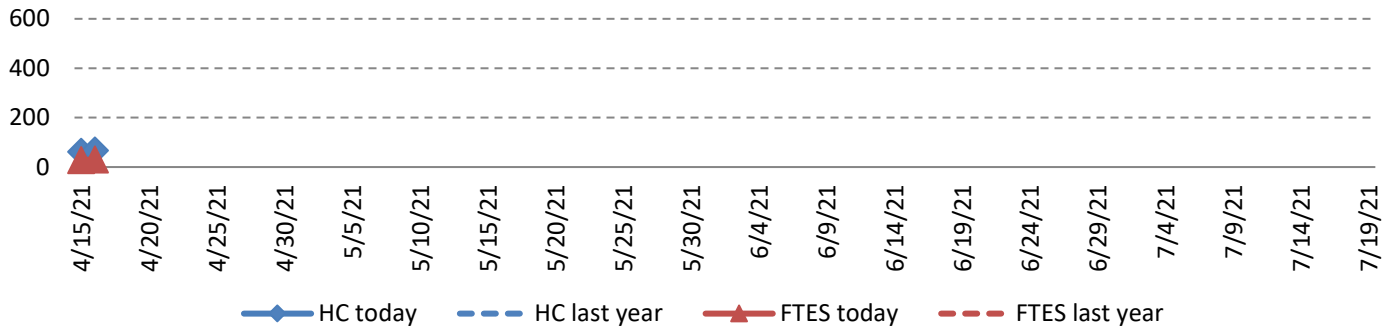
**Resident Headcount & FTE**



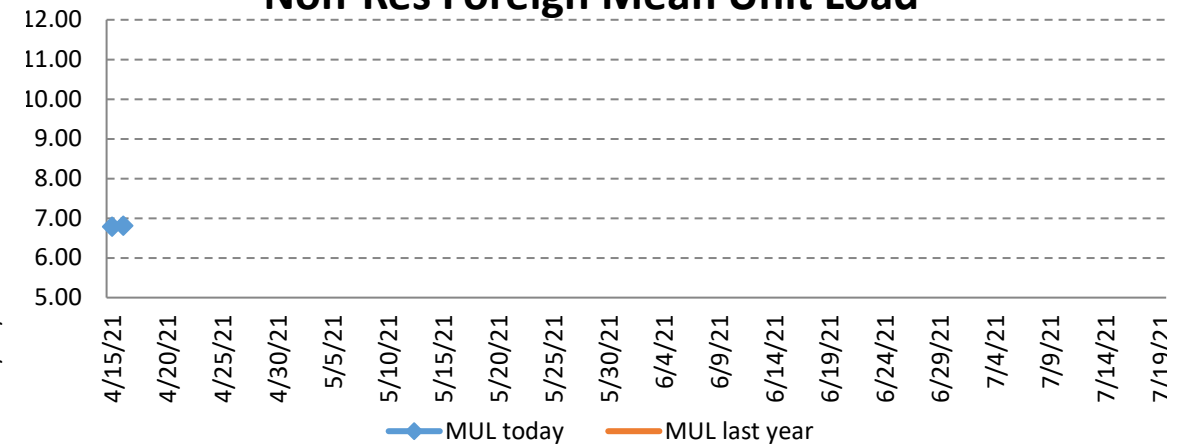
**Resident Mean Unit Load**



**Non-Res Foreign Headcount & FTE**



**Non-Res Foreign Mean Unit Load**



Comparing -/-/2020\* to:  
04/15/2021

95 Days to Summer 2021 Census on: 7/19/2021

CEL Self-Support Registration Report

	Resident				Non-Resident Foreign				Non-Resident USA				Total						
	QTR 2020	SEM 2021	N Δ	% Δ	QTR 2020	SEM 2021	N Δ	% Δ	QTR 2020	SEM 2021	N Δ	% Δ	QTR 2020	SEM 2021	Target	Target Δ	Target % Δ	N Δ	% Δ
<b>New Students</b>																			
FT Freshmen		0				0				0				0					
LD Transfer		0				0				0				0					
UD Transfer		0				0				0				0					
PostBac		0				0				0				0					
PostBac Cr		0				0				0				0					
Masters		0				0				0				0					
Doctoral		0				0				0				0					
<b>Total</b>		<b>0</b>				<b>0</b>				<b>0</b>				<b>0</b>					
<b>Continue/Return</b>																			
Freshmen		6				0				0				6					
Sophomores		17				0				0				17					
Juniors		858				9				0				867					
Seniors		1,066				50				2				1,118					
PostBac		0				0				0				0					
PostBac Cr		0				0				0				0					
Masters		269				3				1				273					
Doctoral		0				0				0				0					
Return fr Absence		0				0				0				0					
Transitory		0				0				0				0					
<b>Total</b>		<b>2,216</b>				<b>62</b>				<b>3</b>				<b>2,281</b>					
<b>Total Headcount</b>		<b>2,216</b>				<b>62</b>				<b>3</b>				<b>2,281</b>	<b>4,478</b>	<b>-2,197</b>	<b>-49%</b>		
<b>FTES All Students</b>																			
FT Freshmen		0.00				0.00				0.00				0.00					
Freshmen		2.47				0.00				0.00				2.47					
Sophomores		7.20				0.00				0.00				7.20					
Juniors		381.13				5.60				0.00				386.73					
Seniors		431.33				21.47				0.80				453.60					
PostBac		0.00				0.00				0.00				0.00					
PostBac Cr		0.00				0.00				0.00				0.00					
Masters		111.33				1.25				1.00				113.58					
Doctoral		0.00				0.00				0.00				0.00					
Return fr Absence		0.00				0.00				0.00				0.00					
Transitory		0.00				0.00				0.00				0.00					
<b>Total FTES</b>		<b>933.46</b>				<b>28.32</b>				<b>1.80</b>				<b>963.58</b>	<b>2,602.00</b>	<b>-1,638</b>	<b>-63%</b>		
<b>Mean Unit Load</b>																			
FT Freshmen		-				-				-				-					
Freshmen		6.18				-				-				6.18					
Sophomores		6.35				-				-				6.35					
Juniors		6.66				9.33				-				6.69					
Seniors		6.07				6.44				6.00				6.09					
PostBac		-				-				-				-					
PostBac Cr		-				-				-				-					
Masters		4.97				5.00				12.00				4.99					
Doctoral		-				-				-				-					
<b>Total</b>		<b>6.17</b>				<b>6.79</b>				<b>8.00</b>				<b>6.19</b>					
<b>FTES College of Disc</b>																			
A&L		154.60				2.87				0.00				157.47					
BPA		265.15				18.58				1.60				285.33					
Educ		16.60				.00				0.00				16.60					
NSci		225.27				5.47				0.00				230.74					
SBS		271.85				1.40				0.20				273.45					
UNV		0.00				.00				0.00				0.00					
<b>Total</b>		<b>933.47</b>				<b>28.32</b>				<b>1.80</b>				<b>963.59</b>					

Stateside Headcounts	Year-over-Year Comparisons		
	2020	2021	% Δ
SLIP		0	
Credential		0	
Doctoral		0	

Early Start Enrollments	Destination Students			Service Students		
	2020	2021	% Δ	2020	2021	% Δ
ESE		0		ESE		0
ESM		0		ESM		0
Headcount		0		Headcount		0