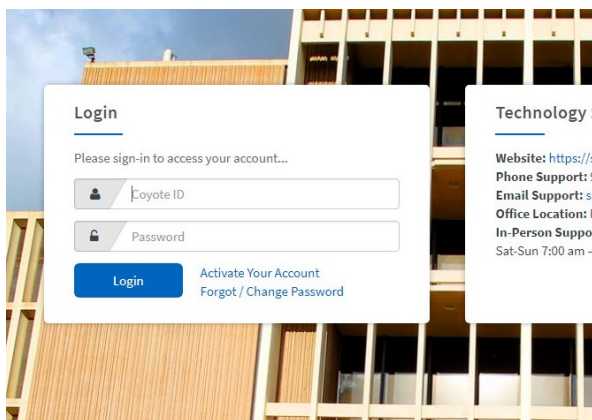


## Login to Handshake

The following is a guide on how to login to your Handshake account. Handshake is a web-based job board and resource portal for CSUSB students and alumni. If you are an incoming freshman, you will have to wait until the first day of classes in the Fall in order to activate your Handshake account.


### STEP 1

Go to <https://mycoyote.csusb.edu> and login into your MyCoyote account with your Coyote ID and password. This will lead to your MyCoyote portal homepage.



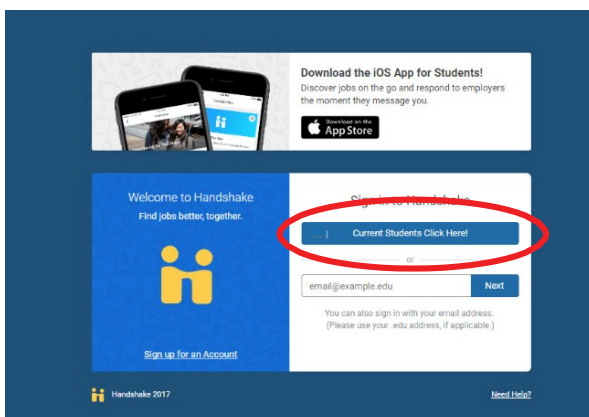
### STEP 2a (MyCoyote Login - Recommended)

Click on the “Jobs” briefcase icon on your MyCoyote homepage. This will lead you to the Handshake login page, where you can enter your account information.



### STEP 2b (Alternate Login)

Click on the blue “Current Students Click Here!” button on the Handshake login page. This will take you to your Handshake Account. If you haven’t made an account, click on the blue “Sign Up for an Account” option on the bottom left-hand side.



### STEP 3

On the Handshake website, users can schedule appointments with career counselors, view and apply to job/internship postings, view upcoming events/career fairs, utilize career development resources, and much more!

