

GEE'S BEND INSPIRED PAPER QUILT


Age Range: Any

Description: Create your own gee's bend quilt out of construction paper! The Gee's Bend community made quilts to keep themselves and their children warm in unheated shacks that lacked running water, telephones and electricity. Along the way they developed a distinctive style, noted for its lively improvisations and geometric simplicity.


Time: 20+ min

Materials Needed: Paper, pencil, ruler, glue.

STEP ONE: GATHER ALL YOUR MATERIALS.




STEP TWO: USING A RULER, RIP THE PAPER INTO DIFFERENTLY SIZED STIPS.




SHOW US YOUR CREATION [#RAFFMACSUSB](#)

STEP THREE: ON A FULL SIZE PIECE OF PAPER, DRAW A ONE INCH BORDER ONTO YOUR PAPER.




STEP FOUR: GLUE DOWN STRIPS PUZZLING THEM TOGETHER AND STAYING INSIDE THE BORDER.



SHOW US YOUR CREATION [#RAFFMACSUSB](https://twitter.com/RAFFMACSUSB)

STEP FIVE: ONCE DRY, YOUR MASTERPIECE IS DONE!



SHOW US YOUR CREATION [#RAFFMACSUSB](#)