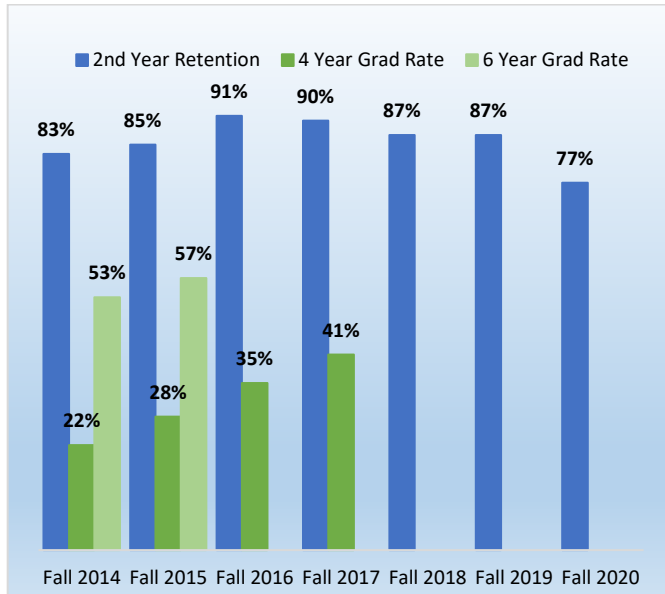


## Full-Time/First-Time Freshmen Retention & Graduation Rates



## Student Enrollment by Unit Load Fall 2021

UNDERGRADUATE	
Full-time (12.0 or more units)	1,908
Part-time (0.1 to 11.9 units)	364
<b>Total</b>	<b>2,272</b>
POST-BACCALAUREATE	
Full-time (12.0 or more units)	56
Part-time (0.1 to 11.9 units)	4
<b>Total</b>	<b>60</b>
GRADUATE	
Full-time (9.0 or more units)	11
Part-time (0.1 to 8.9 units)	7
<b>Total</b>	<b>18</b>

\*Average unit load is 13.1 for undergraduates, 13.0 for post-baccalaureates, and 9.1 for graduate students.

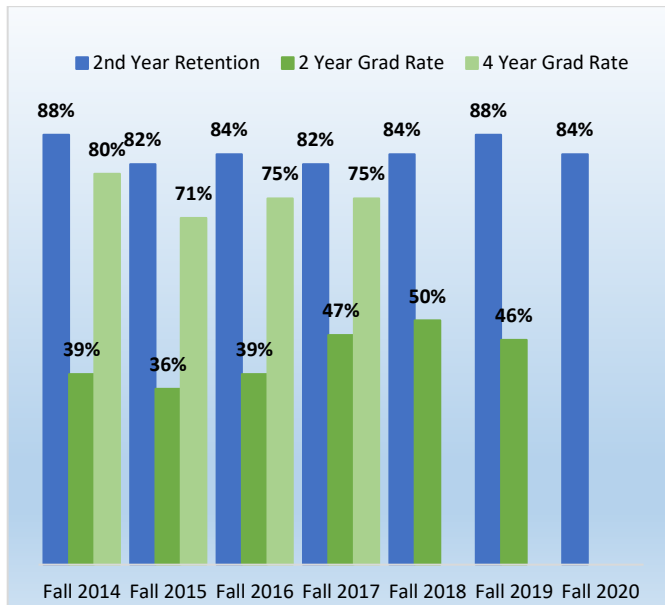


## Fall 2021 Quick Facts

### Palm Desert Campus



## Upper Division Transfers Retention & Graduation Rates



Note: Data include all upper division transfers (full-time and part-time).

## Top Undergraduate Majors Fall 2021

PSYC Psychology	191
ACCT Accounting	163
MNGT Admin: Management	127
LBIT Liberal Studies Integrated	118
CJUS Criminal Justice	90

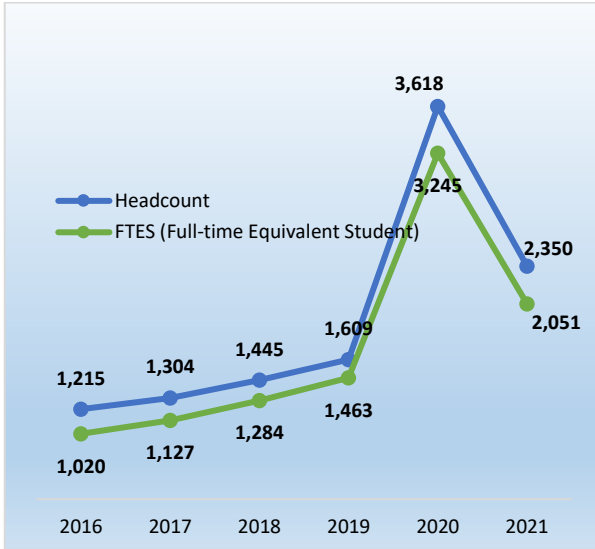
## Top Graduate Majors Fall 2021

INDT Instructional Design & Technology	5
HIST History	2

A PDC student is defined as any CSUSB student enrolled in at least 1 unit at PDC in the specified term. By cohort, a PDC student is defined as any CSUSB student enrolled in at least 1 unit at PDC in their first term.

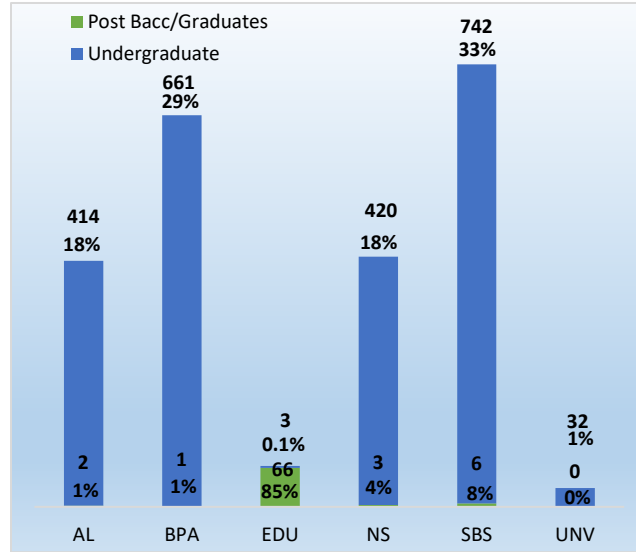
Provided by the  
Office of Institutional Research and Analytics  
For additional information, please visit our website  
<https://www.csusb.edu/institutional-research>

### Student Enrollment & FTES Fall 2015-2021

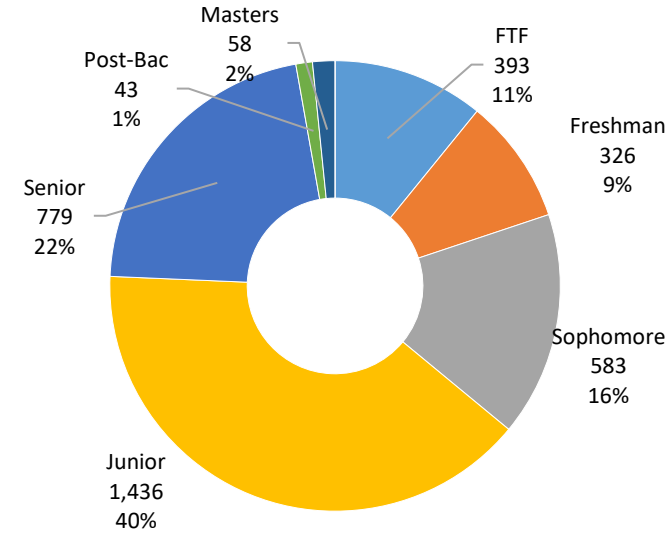


Fall 2020 & 2021 PDC enrollment numbers are inflated as a result of enrollment restrictions being removed from PDC courses due to the COVID-19 pandemic, which allowed main campus students to register for PDC courses.

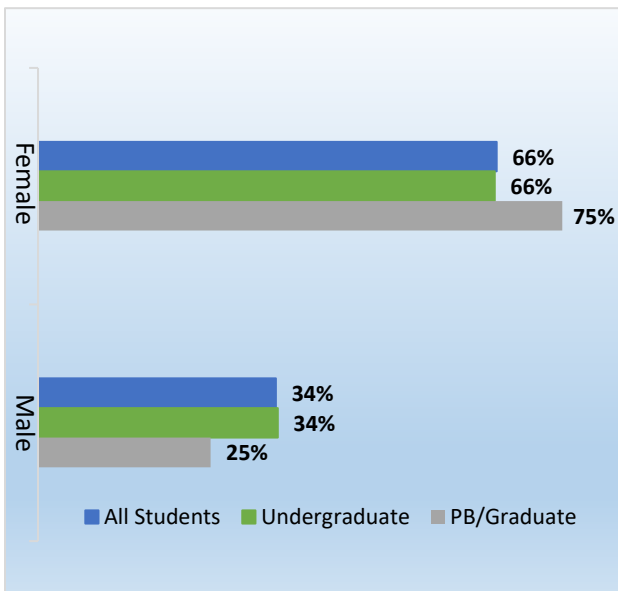
### Student Enrollment by College of Major Fall 2021



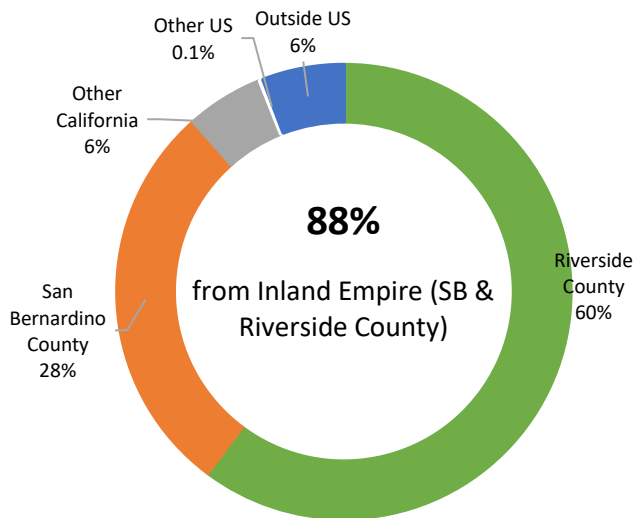
### Student Enrollment by Level Fall 2021



### Student Enrollment by Gender Fall 2021



### Student Enrollment by Geographic Origin Fall 2021



### Student Enrollment by Race/Ethnic Group Fall 2021

