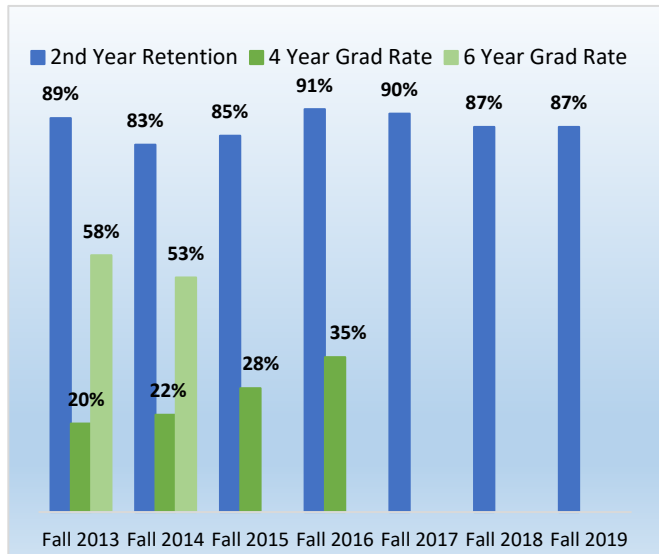


Full-Time/First-Time Freshmen Retention & Graduation Rates



Student Enrollment by Unit Load Fall 2020

UNDERGRADUATE	
Full-time (12.0 or more units)	3,085
Part-time (0.1 to 11.9 units)	432
Total	3,517
POST-BACCALAUREATE	
Full-time (12.0 or more units)	35
Part-time (0.1 to 11.9 units)	8
Total	43
GRADUATE	
Full-time (9.0 or more units)	41
Part-time (0.1 to 8.9 units)	17
Total	58

*Average unit load is 13.5 for undergraduates, 10.5 for post-baccalaureates, and 10.2 for graduate students.

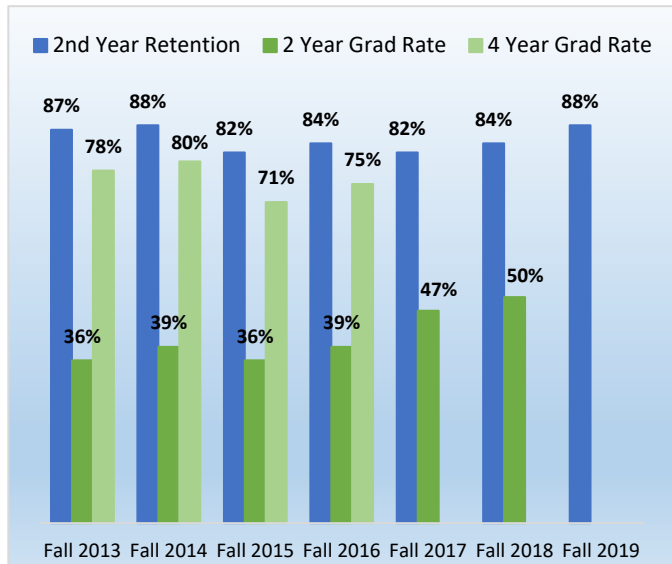


Fall 2020 Quick Facts

Palm Desert Campus



Upper Division Transfers Retention & Graduation Rates



Top Undergraduate Majors Fall 2020

PPSY PrePsychology	245
LBST Liberal Studies	236
PSYC Psychology	192
ACCT Accounting	183
PCJU PreCriminal Justice	147

Top Graduate Majors Fall 2020

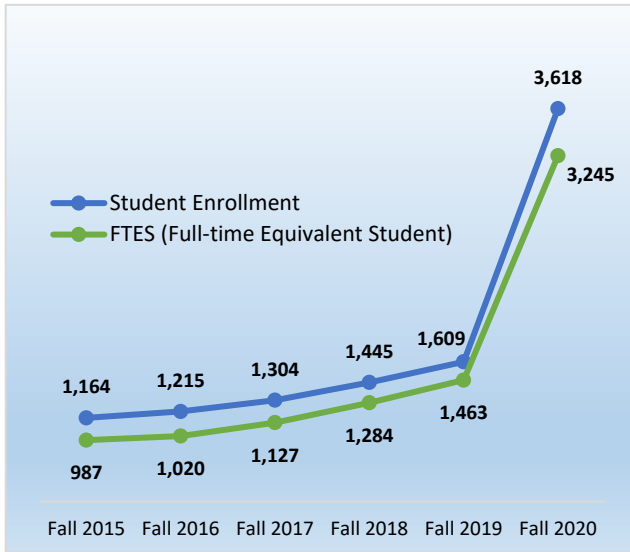
SPED Special Education	39
INDT Instructional Design & Technology	10
ETEC Instructional Technology	05

A PDC student is defined as any CSUSB student enrolled in at least 1 unit at PDC in the specified term. By cohort, a PDC student is defined as any CSUSB student enrolled in at least 1 unit at PDC in their first term.

Provided by the Office of Institutional Research and Analytics
For additional information, please visit our website
<https://www.csusb.edu/institutional-research>

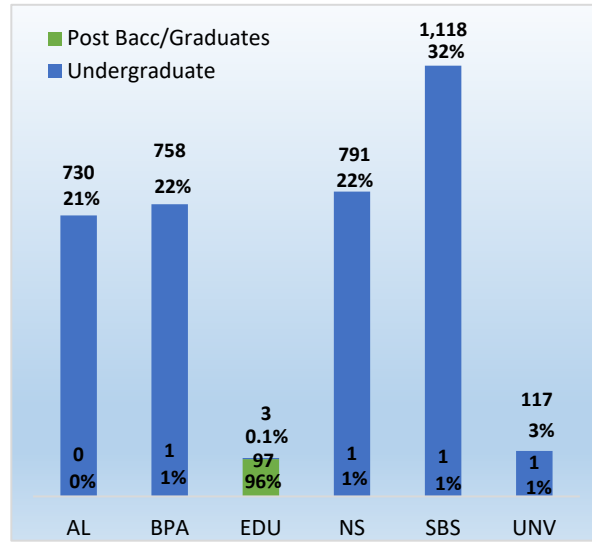
Note: Data include all upper division transfers (full-time and part-time).

Student Enrollment & FTES Fall 2015-2020

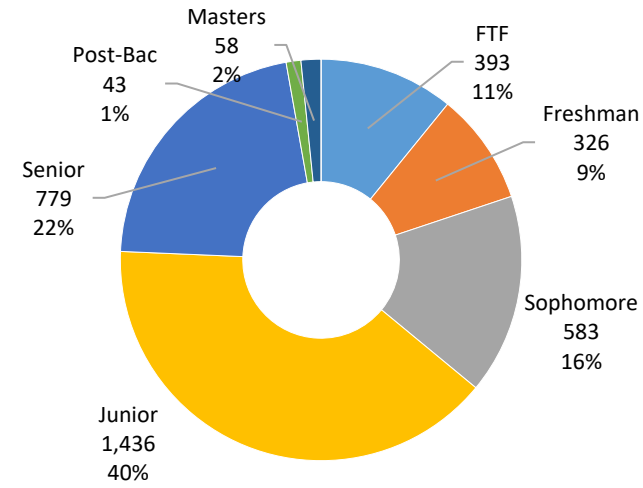


Fall 2020 PDC enrollment numbers are inflated as a result of enrollment restrictions being removed from PDC courses due to the COVID-19 pandemic, which allowed main campus students to register for PDC courses.

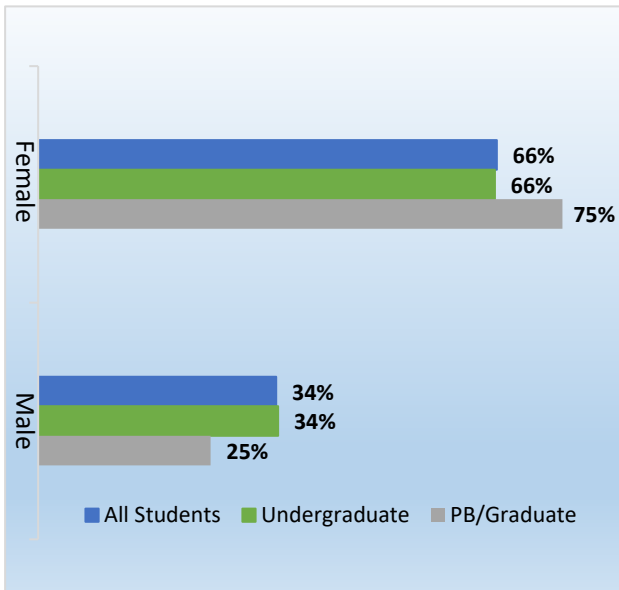
Student Enrollment by College of Major Fall 2020



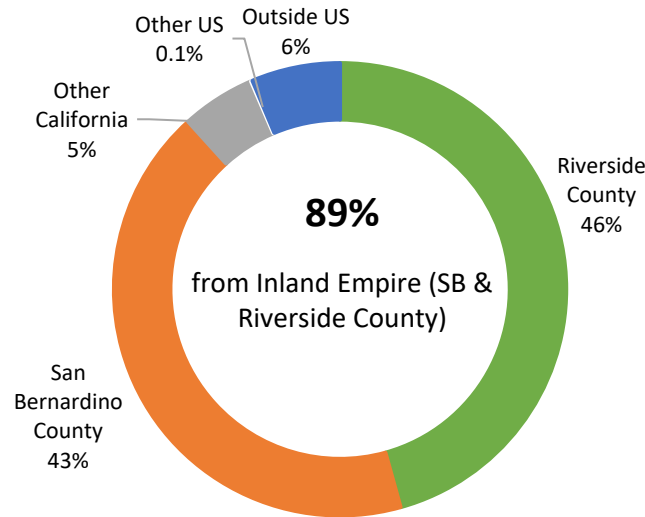
Student Enrollment by Level Fall 2020



Student Enrollment by Gender Fall 2020



Student Enrollment by Geographic Origin Fall 2020



Student Enrollment by Race/Ethnic Group Fall 2020

