

Full-Time/First-Time Freshmen Retention & Graduation Rates

Fall Cohort	Cohort Size	Retention		Graduation (Cumulative)	
		2nd Year	3rd Year	4 Year	6 Year
2013	107	88%	74%	20%	58%
2014	109	83%	70%	22%	-
2015	142	85%	73%	28%	-
2016	153	91%	75%	-	-
2017	153	90%	82%	-	-
2018	162	87%	-	-	-
2019	167	-	-	-	-

Upper Division Transfers Retention & Graduation Rates

Fall Cohort	Cohort Size	Retention		Graduation (Cumulative)	
		2nd Year	3rd Year	2 Year	4 Year
2014	255	88%	41%	39%	80%
2015	255	88%	41%	36%	71%
2016	292	83%	35%	39%	-
2017	310	81%	32%	47%	-
2018	341	83%	-	-	-
2019	396	-	-	-	-

*Data include all upper division transfers (full-time and part-time).

Top Feeder Schools Fall 2019 First-Time Freshman

Coachella Valley High.....	33
Indio High	18
Shadow Hills High.....	18

Top Feeder Schools Fall 2019 New Transfer Students

College of the Desert.....	276
Mount San Jacinto College.....	23
Riverside City College.....	18

Student Enrollment by Unit Load Fall 2019

UNDERGRADUATE	
Full-time (12.0 or more units).....	1,376
Part-time (0.1 to 11.9 units).....	112
Total.....	1,488
POST-BACCALAUREATE	
Full-time (12.0 or more units).....	45
Part-time (0.1 to 11.9 units).....	9
Total.....	54
GRADUATE	
Full-time (9.0 or more units).....	33
Part-time (0.1 to 8.9 units).....	34
Total.....	67

*Average unit load is 13.7 for undergraduates, 13.1 for post-baccalaureates, and 9.8 for graduate students.

Top Undergraduate Majors Fall 2019

PSYC Psychology.....	192
ACCT Accounting.....	116
MNGT Admin Management	115
LBST Liberal Studies Integrated.....	83
LBST Liberal Studies.....	76

Top Graduate Majors Fall 2019

SPED Special Education.....	24
EADM Educational Administration.....	16
ETEC Instructional Technology.....	12

A PDC student is defined as any CSUSB student enrolled in at least 1 unit at PDC in the specified term.
By cohort, a PDC student is defined as any CSUSB student enrolled in at least 1 unit at PDC in their first term.

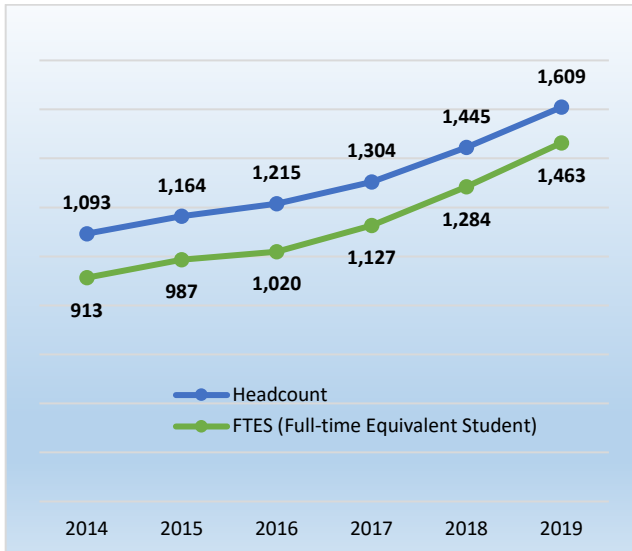
Fall 2019 Quick Facts

Palm Desert Campus

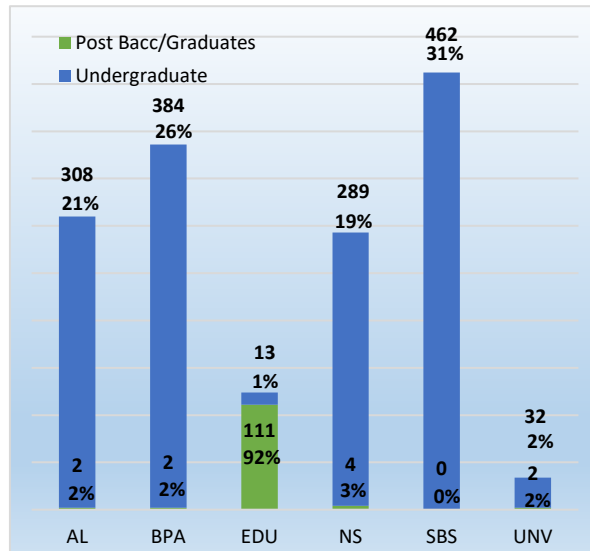


Provided by the
Office of Institutional Research and Analytics
For additional information, please visit our website
<https://www.csusb.edu/institutional-research>

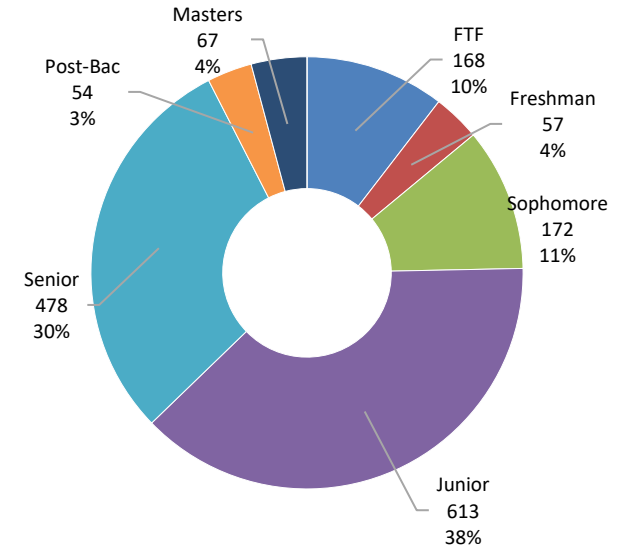
**Student Enrollment & FTES
Fall 2014-2019**



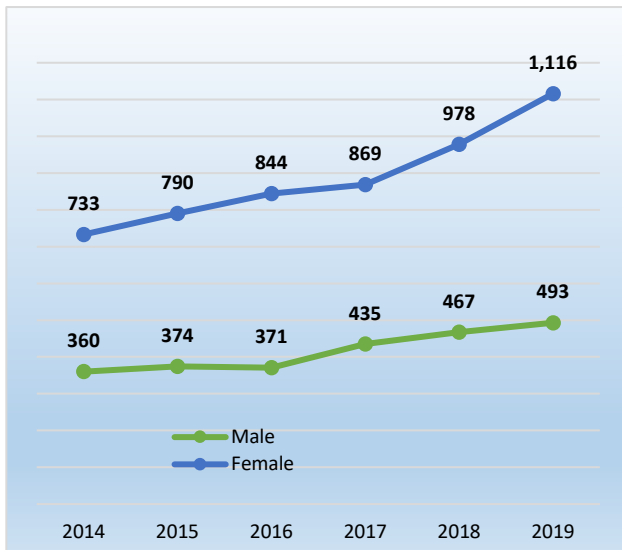
**Student Enrollment by College of Major
Fall 2019**



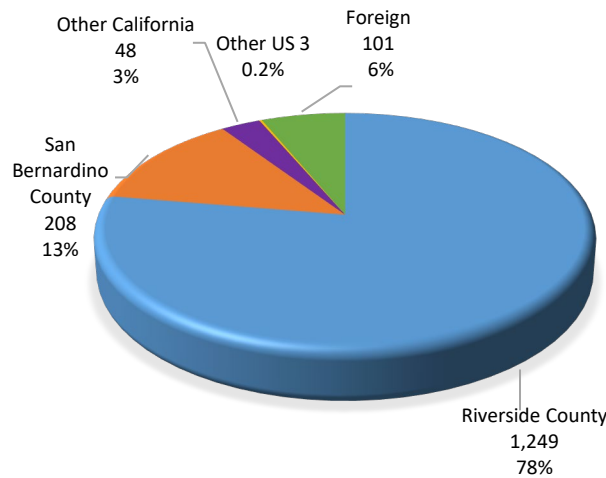
**Student Enrollment by Level
Fall 2019**



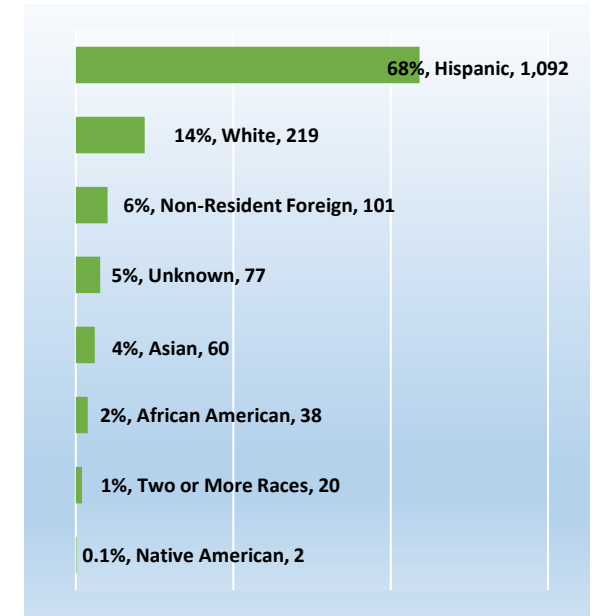
**Student Enrollment & Gender
Fall 2014-2019**



**Student Enrollment by Geographic Origin
Fall 2019**



**Student Enrollment by Race/Ethnic Group
Fall 2019**



*Undergraduate mean age is 24 and median age is 22.
Graduate/Postbac mean age is 36 and median age is 30.