

ALUMNI OUTCOMES: PROGRAM-SPECIFIC EMPLOYMENT DATA

Andrew Montgomery

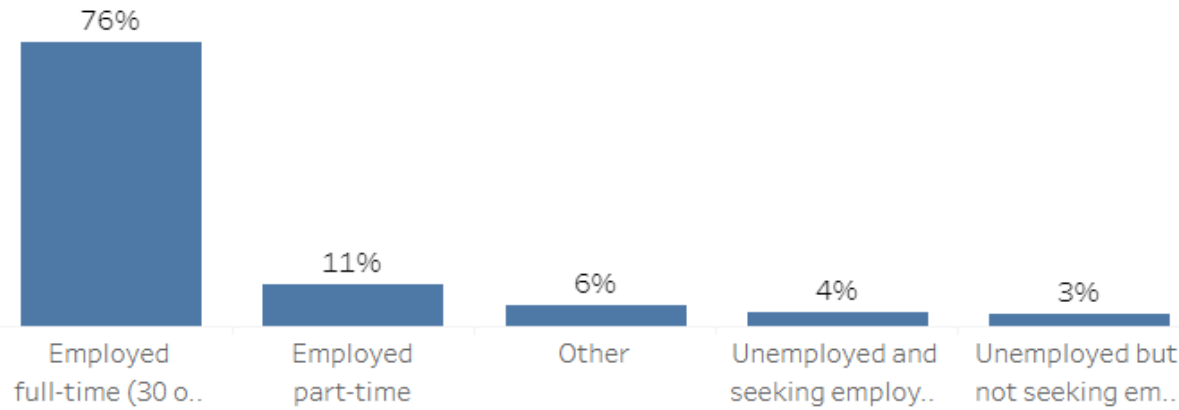
CSUSB Institutional Research & Analytics

PRESENTATION OVERVIEW

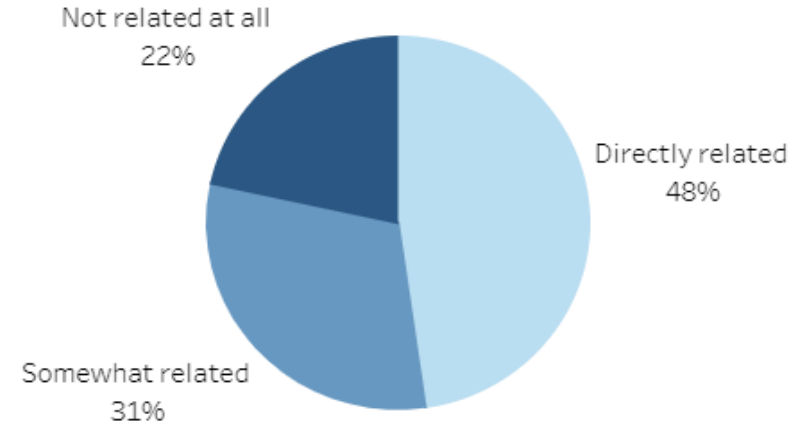
- Sources of alumni data
- Employment outcomes of all CSUSB alumni
- Program specific outcomes
- Practical uses of alumni data

5-YEAR ALUMNI SURVEY

Employment Status



Job Related to Major



Degree Level

(All) ▼

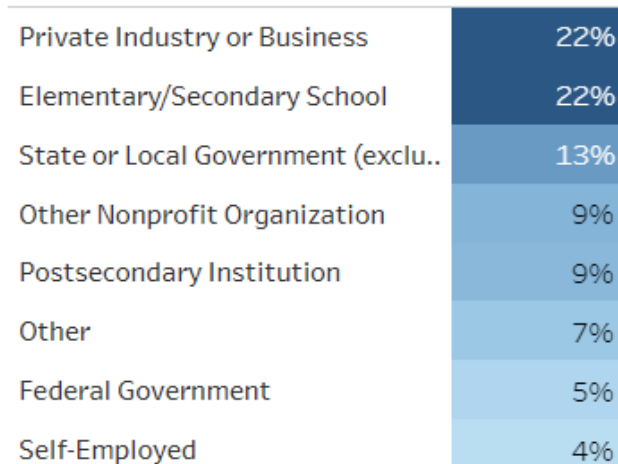
College

(All) ▼

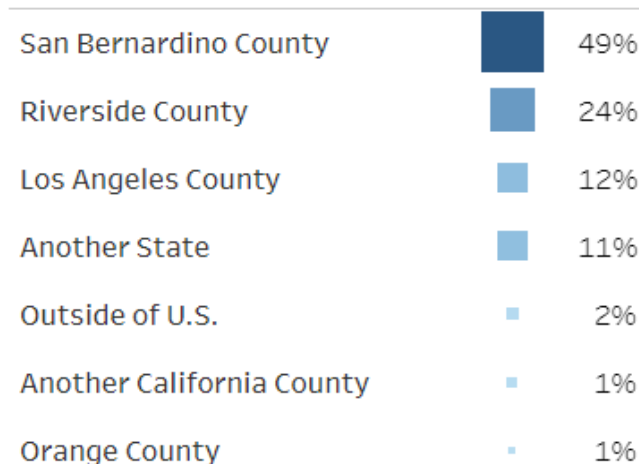
Department

(All) ▼

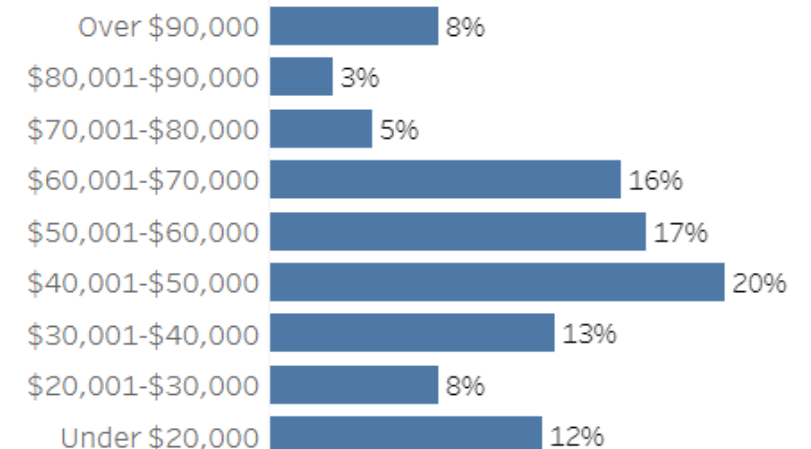
Job Industry



Job Location



Annual Salary



SOURCES OF ALUMNI DATA



GradSTAT
PUTTING EMPLOYMENT DATA INTO FOCUS

The logo for GradSTAT. It features the word "GradSTAT" in a bold, black, sans-serif font. Below it, the tagline "PUTTING EMPLOYMENT DATA INTO FOCUS" is written in a smaller, all-caps, grey font.

EQUIFAX[®]

The logo for Equifax. It features the word "EQUIFAX" in a bold, red, italicized, sans-serif font. A registered trademark symbol (®) is located to the upper right of the word.

CSUSBAlumni

The logo for CSUSBAlumni. It features the text "CSUSBAlumni" in a blue, sans-serif font. "CSUSB" is in a smaller font size than "Alumni".

 **Emsi**

The logo for Emsi. It features a green icon consisting of three vertical bars of increasing height from left to right, with a small circle at the base of each bar. To the right of the icon, the word "Emsi" is written in a bold, dark blue, sans-serif font.

EMSI OVERVIEW

Compile alumni records

Match with EMSI records

Explore alumni employers, locations, job titles, skills, & estimated earnings

CSUSB ALUMNI OUTCOMES

Summary



Employed in Field of Study

\$67.7K

Average Estimated Salary

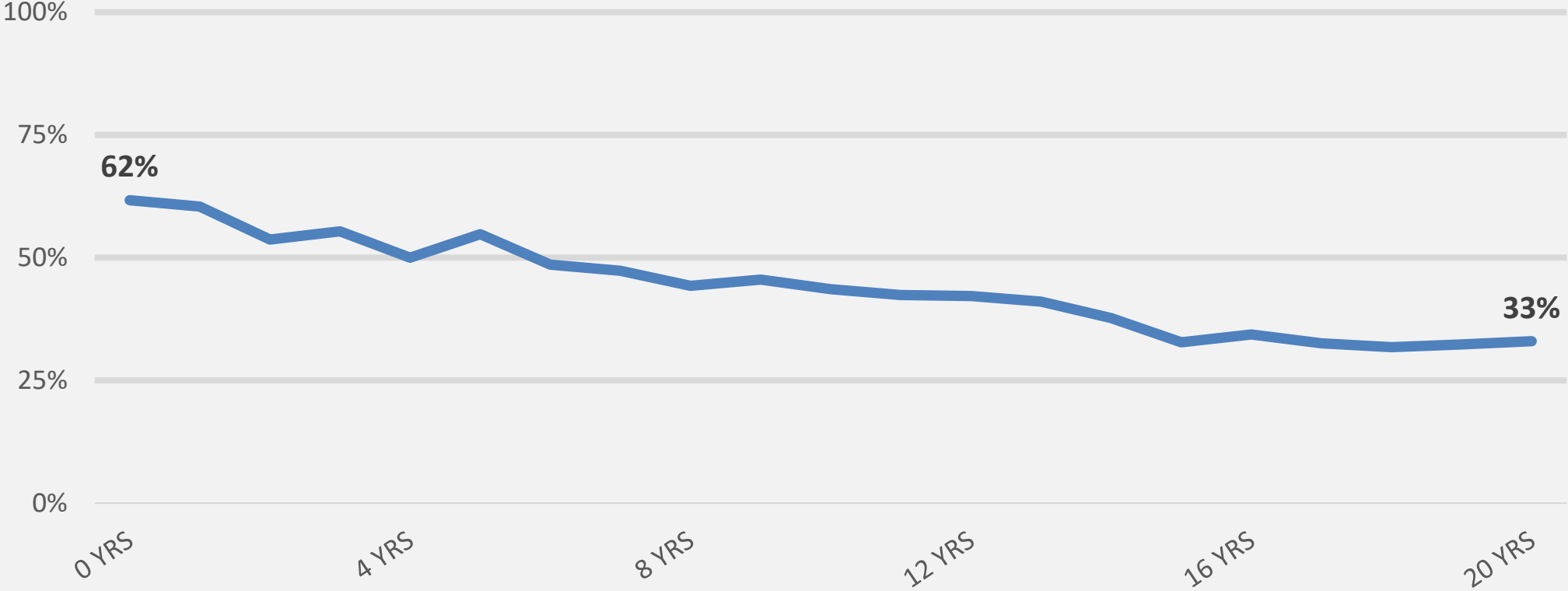
\$81.9K

Average Potential Salary



Employed in San
Bernardino or Riverside
County

PERCENTAGE OF ALUMNI EMPLOYED IN REGION BY YEARS FROM GRADUATION



Top Cities of Residence

Los Angeles

22%

Riverside

6%

San Bernardino

5%

Rancho Cucamonga

3%



Top Employers of CSUSB Alumni

CSU, San Bernardino

.8%

County of San Bernardino

.7%

County of Riverside

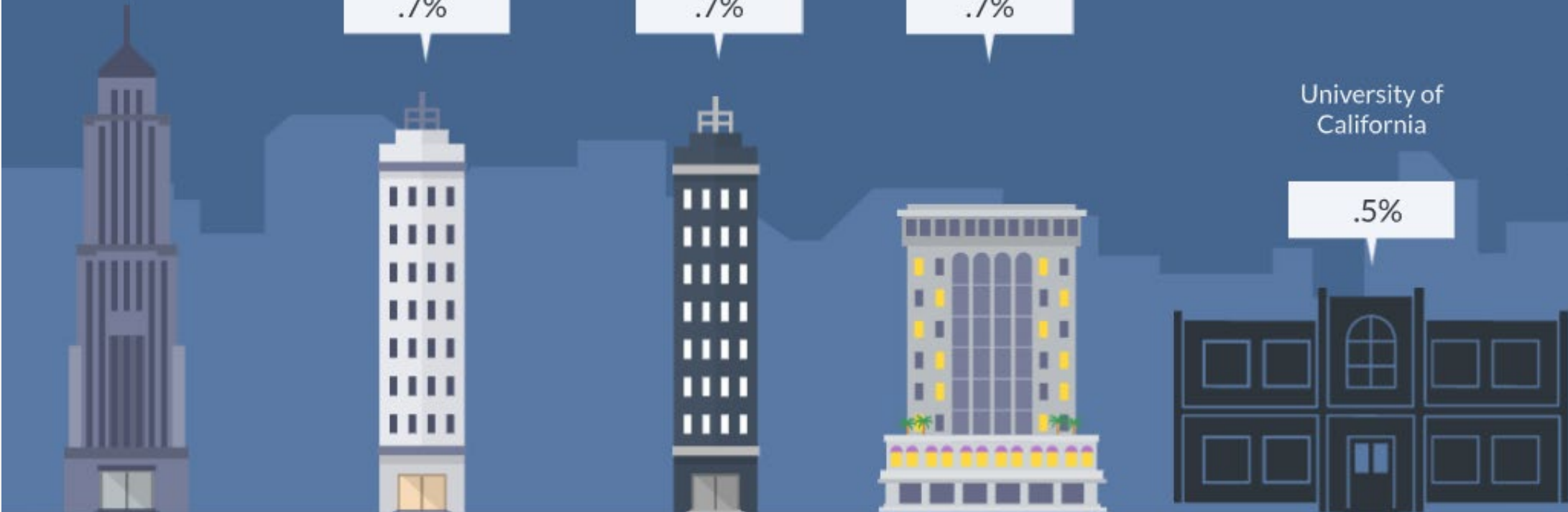
.7%

Kaiser
Permanente

.7%

University of
California

.5%



Chief Executives
4%

Teachers & Instructors
4%

Postsecondary Teachers
4%

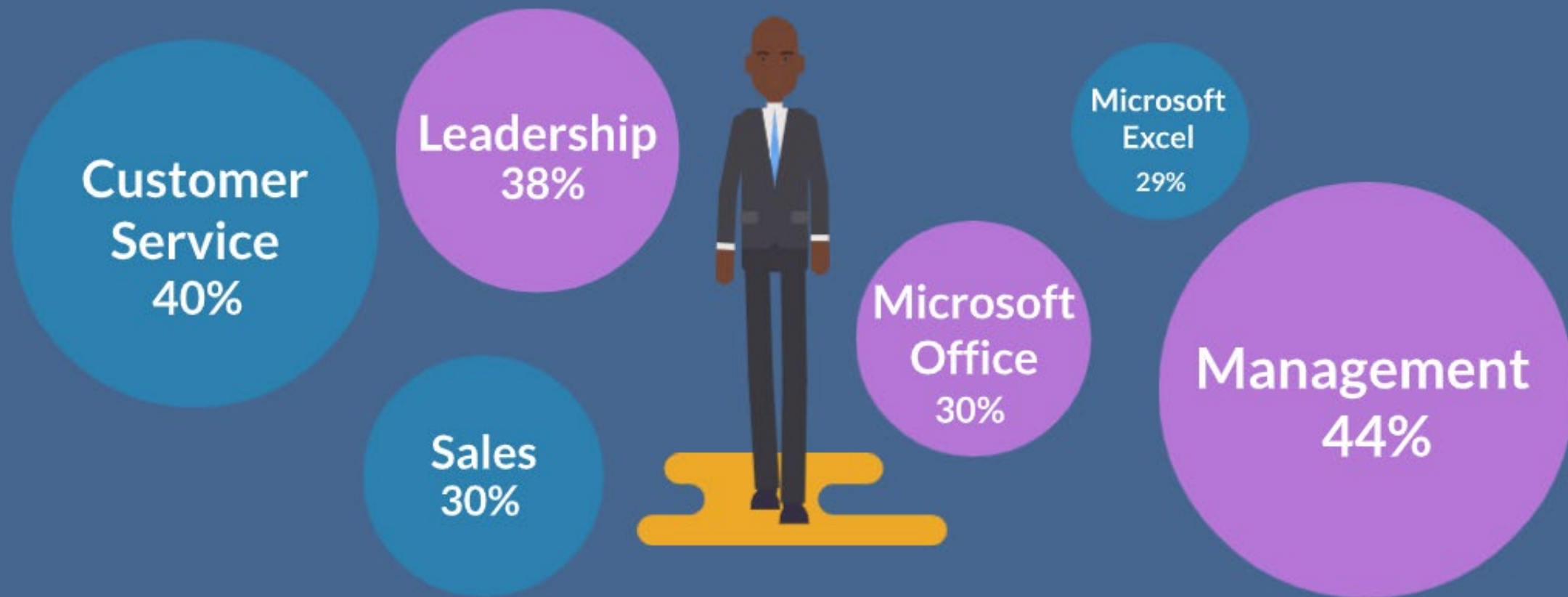
Managers, Other
3%

General & Operations Managers
3%

Top Jobs of CSUSB alumni



Top Skills of CSUSB Alumni



PROGRAM SPECIFIC OUTCOMES

<https://a.economicmodeling.com/analyst>

HOW CAN THIS INFORMATION
BE USED?



Program Review:


- Validate successful programs*
- Discover new opportunities*
- Identify underperforming programs*



Employer Engagement:
*build strategic partnerships with
the businesses who hire your grads*



Academic and Career Advising:
*help students set realistic career goals
based on actual employment
outcomes*



Grant Writing and Fundraising:
*supplement grant proposals with hard
data proving your programs have
helped alumni get great careers*

QUESTIONS?

Andrew Montgomery
Institutional Research & Analytics
andrew.montgomery@csusb.edu