



Repeating a Course (Discount of Grade Form)

Use this form when you have repeated a class and would like your current grade to replace your first attempt. When a discount of grade is approved, only the last grade earned shall apply to your cumulative postbaccalaureate grade point average. The first attempt will show on the transcript with the repeat (discount) noted.

Conditionally classified, classified and credential students may be permitted to repeat one course that was taken for graduate credit.

Postbaccalaureate unclassified students who are taking courses that are not part of a graduate degree program and who are not pursuing any degree objective are subject to the same repeat of courses regulations as undergraduates (up to 5 different classes).

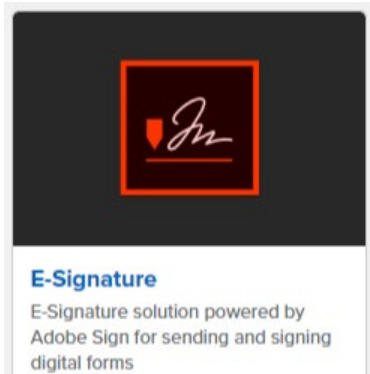
In all cases, the last grade earned will not replace the grade in the student's undergraduate record.

Instructions:

1. Submit the form using the Adobe Sign software in your MyCoyote Portal. Step-by-step instructions are below.
2. Be sure to include your graduate coordinator in the approval flow for review and signature. Your graduate coordinator must review your request. If approved, the form will then be sent to the Office of Graduate Studies for review and final approval.
3. You will be able to review the process through the Adobe Sign software.

How to Submit a Request for a Discount of Previous Grade

This process is now digital; the student initiates the process, and enters the [Program Coordinator's](#) email address. If the Program Coordinator approves the request, they will sign the document through Adobe Sign and the form will automatically be routed to Office of Graduate Studies for final review. If approved, the form will be routed to the Office of the Register and all parties will receive a copy via email. **The progress of your request can be viewed within your Adobe Sign account.**



Click on E-Signature (in your MyCoyote portal) and enter your on-campus student email address:

Sign in

New user? [Create an account](#)

Email address

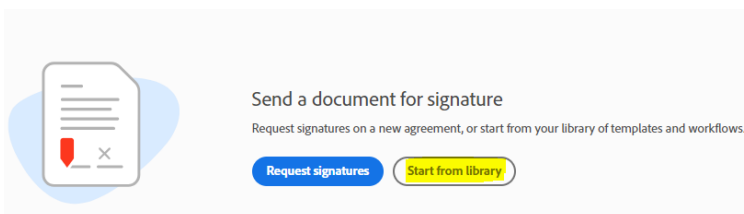
joecoyote2020@coyote.csusb.edu

Continue

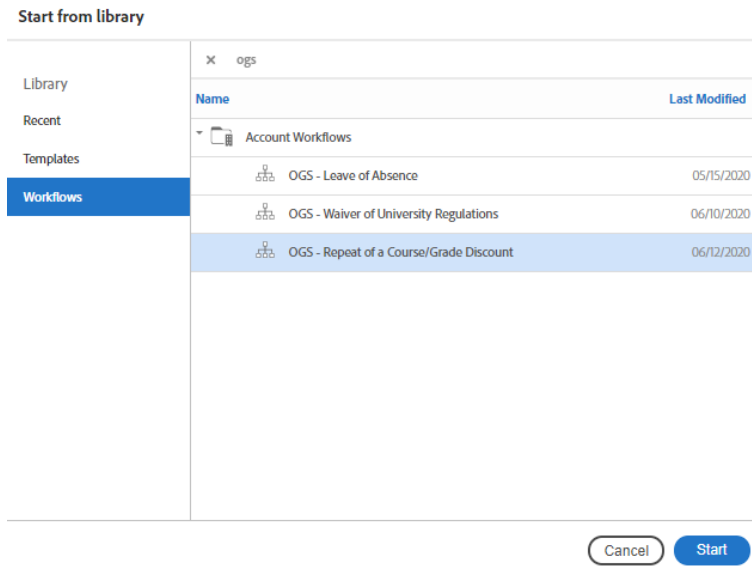
Or

Tip: Be sure you are using your on-campus student email address. Not sure what this email address is? Find it here: "myCoyote" → "My Personal Information" → "Email Addresses" → You must use your "On-Campus" email address (not the email address that is being with your coyoteidnumber@coyote.csusb.edu).

Click "Start from Library"



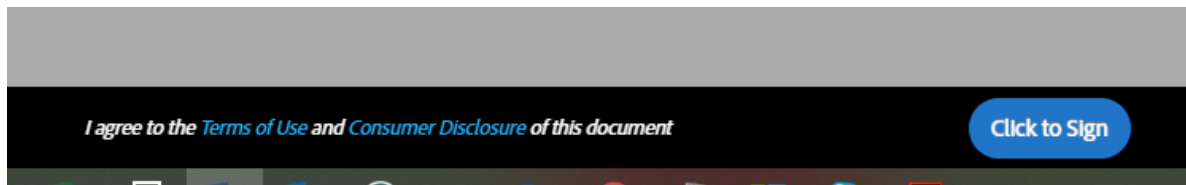
Select “Workflows” and type “OGS” into the search bar. You should see the the grade discount form:



Click on the form and select “Start”

Enter your Program Coordinator’s email address. If desired, type a message in the message box as to why you feel this petition should be granted or you can attach a document with your statement.

You will be taken to the Petition for Discount of Grade form. Complete the required fields, and then select “Click to Sign”:



The form has now been successfully submitted. You can view the progress of your request within your Adobe Sign account.