



Human Resources

CSU Recruit Position Description

Administration & Finance

Classification & Compensation-Human Resources

Last Revised: 05/09/22

General Steps:	3
Log in to CSU Recruit	3
Create a new Position Description	4
Position Information	5
Position Designation	9
Job Duties	11
Physical, Mental, and Environmental Demands	12
Physical and Mental Requirements	12
Other Physical & Mental Requirement No.1.....	12
Environmental Requirements	13
Posting Details	13
User and Approvals	13
Review the Position Description	13
Submit the Position Description for approval	13
What Happens Next?	14

Create a Position Description in CSU Recruit


This section outlines how to create a Position Description in CSU Recruit. All state-side Staff and MPP recruitments must begin with a CSU Recruit-approved position description.








Creating a position description is the **first** step in initiating a state-side staff or MPP recruitment.

General Steps:

1. Gather and verify the necessary position information
2. Create a position description in CSU Recruit
3. Submit the position description for approval in CSU Recruit
4. If approved, save a copy of the position description.
5. Select "Recruit for Position" to create the Job Requisition

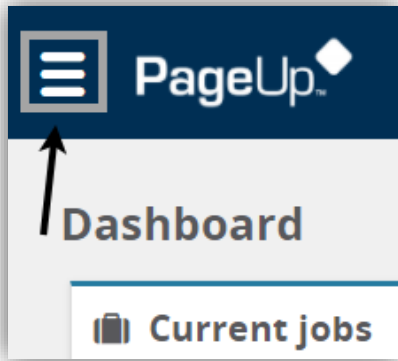
Log in to CSU Recruit



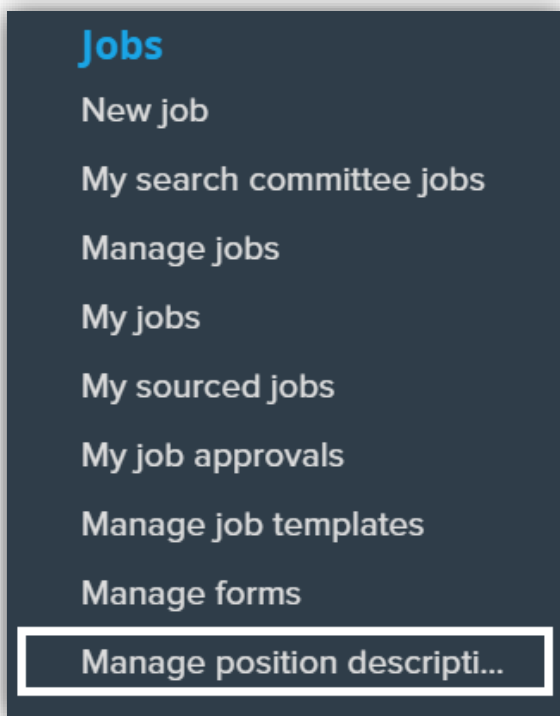
 My Status Application Status, Admission Transcript Status, and Training Status	 Collaborate Zoom Video Conferencing, Google Drive, Qualtrics Surveys, Yammer and more	 Employment Opportunities Search employment opportunities	 Administrative Systems PeopleSoft CS, PeopleSoft HR, CSYOU, CFS, CFS DW, EMS, and more
 Questica Budget Campus budgeting software for planning, reporting, forecasting and position management.	 Handshake Manage on-campus, part-time, full-time, internship, and volunteer opportunities for students.	 CSU Recruit CSUSB recruiting powered by PageUp. Submit recruitments, view candidate applications, and more	CLSS CLSS Build your semester class schedule using CLSS

Create a new Position Description

1. Select the Hamburger Menu at the top-left side of your dashboard



2. Select **Manage Position Descriptions** under the "Jobs" heading

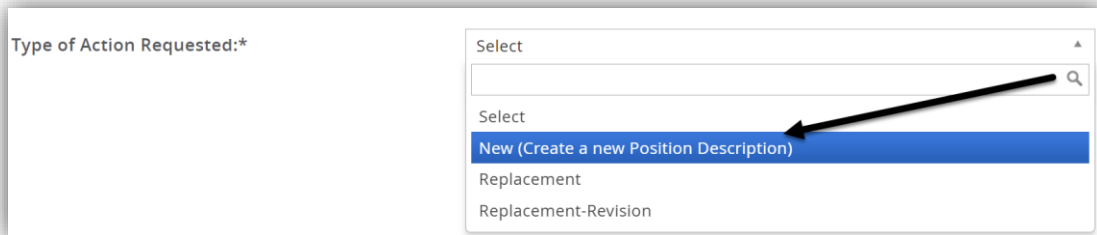


3. Select the **New Position Description** link at the top left-side of your screen



Position Information

1. Type of Action Requested: Select **New (Create a new Position Description)**





2. Internal Team: Select the Department ID to which the position belongs
• **Do not select *Available to all teams***



3. Locate the Job Code/Employee Classification by using magnifying glass, or:
• Type the 4-digit job code



- Tab out of the text box to populate the classification standard title

Job Code/Employee Classification:*	Info Tech Consultant 12 Mo	 
	Job Code: 0420	

4. Classification Title: Input Classification Title, Pay Plan, Grade
 - Format Example: Information Technology Consultant-12 mo-Foundation

Classification Title:	Information Technology Consultant-12 Mo-Foundation
-----------------------	--

5. MPP Job Code: **Leave this blank.** Classification & Compensation will complete for MPP's
6. Position Number: **Leave this blank.** Position Number is placed on the Job Requisition.
7. CSU Working Title: *Please adhere to the CSUSB Working Title Policy for MPP and non-MPP*
 - **Non-MPP:** [Working Title Policy for Non-MPP](#)
 - A position may have only one working title.
 - Working title may not duplicate another classification title.
 - Working titles must clearly describe the function, responsibilities or scope of the position, and should not misrepresent the authority or function of the position.
 - Terms that are easily recognized and understood by internal and external entities should be used in lieu of abbreviations.
 - Titles such as "Manager", "Director", "Associate Director", "Assistant Director", and "Supervisor" should only be used with positions designated as "management" or "supervisory".

- **MPP: Working Title Policy for MPP**

- A position may have only one working title.
- Working title may not duplicate another classification title.
- Working titles must clearly describe the function, responsibilities or scope of the position, and should not misrepresent the authority or function of the position.
- Terms that are easily recognized and understood by internal and external entities should be used in lieu of abbreviations.
- All MPP Working Titles must have a consistent naming convention: Role/Function, Area of Responsibility. For example, Director, Talent Acquisition.

8. Salary Range/Grade: Locate the Salary Range and Grade by using the magnifying glass

9. Reports to Supervisor: Leave Blank

10. Reports To: locate the supervisor's position number

- Select the magnifying glass (a new window will appear)



Reports To:*

No position selected.

- Input the Supervisor's First and Last Name separated by a % sign (no spaces)
- Search
- Locate and click on the appropriate person
- Verify the selected person belongs to the San Bernardino campus
- Select Okay

Title: Number:

Incumbent: **1** Reports to:

2

Title ▾	Number	Incumbent	Reports to
Manager	SB-xxxxxxx	Cody Coyote	VP Name 3

Page 1 of 1 Records 1 to 1 of 1

Position information:

Position no: SB-xxxxxxx
 Position: Manager
 Incumbent: Cody Coyote
 Reports To: VP Name
 Campus: San Bernardino
 Division: San Bernardino Division **4**
 Department: San Bernardino Department

5

- Verify "Reports to" is populated on the Position Description

Reports To:*

Manager

- 11. Campus: Select San Bernardino
- 12. Division: Select the appropriate Division
- 13. College/Program: Select the appropriate value
- 14. Department: Select the appropriate value (Department ID)
- 15. FLSA Status: Select Exempt, Non-Exempt
- 16. Hiring Type: Please leave this blank
- 17. Pay Plan: Select from the list of values
- 18. Pay Plan Months Off: Complete **only** for 10/12, 11/12 pay plans

Position Designation

- 1. Mandated Reporter: Please indicate if the person holding this position is considered a mandated reporter, under the California Child Abuse and Neglect Reporting Act. *Note: Mandated Reporters are required to comply with the requirements set forth in the CSU Executive Order 1083 as a condition of employment.*
- 2. Conflict of Interest: Select Yes for MPP positions only
- 3. NCAA: Select No

Mandated Reporter:*	<input type="text" value="General - The person holding this position is considered a general mand..."/>
Conflict of Interest:*	<input type="text" value="None"/>
NCAA:	<input type="radio"/> Yes <input checked="" type="radio"/> No

- 4. Sensitive Position: Select Yes or No
 *Note: if any of questions 5-13 are “yes,” then Sensitive Position must be marked “yes”
- 5. Care of People (including minors) Animals and Property: Select Yes or No
- 6. Authority to commit financial resources: Select Yes or No
- 7. Access/control over cash cards and expenditures: Select Yes or No
- 8. Access/possession of master/sub-master keys: Select Yes or No
- 9. Access to controlled or hazardous substances: Select Yes or No
- 10. Access/responsibility to personal info: Select Yes or No
- 11. Control over Campus business processes: Select Yes or No
- 12. Responsibilities requiring license or other: Select Yes or No
- 13. Responsibility for use of commercial equipment: Select Yes or No

Sensitive Position: Yes No

[View the Sensitive Position criteria](#) and select from below where relevant.

Care of People (including minors) Animals and Property:	Yes
Authority to commit financial resources:	No
Access/control over cash cards and expenditure:	No
Access/possession of master/sub-master keys:	No
Access to controlled or hazardous substances:	No
Access/responsibility to personal info:	No
Control over Campus business processes:	No
Responsibilities requiring license or other:	No
Responsibility for use of commercial equipment:	No

14. Serves a security function: Select Yes or No
15. Designated recipient for crime/misconduct reports: Select Yes or No
16. Significant responsibility for Student Activities: Select Yes or No
17. Significant responsibility for Campus Activities: Select Yes or No
18. Job Summary/Basic Function: Please list the basic function of this position.
19. Minimum Qualifications: List the minimum qualifications for this position, as listed in the [CSU Classification Standards](#). Also, see [Administrative Support & Analyst/Specialist Minimum Qualifications Grid](#)
20. Required Qualifications: List the required qualifications for this position, as listed in the [CSU Classification Standards](#)
21. Preferred Qualifications: List the preferred qualifications related to this job.
22. Special Conditions: Optional
23. License/Certification: List license and/or certifications required, as listed by the [CSU Classification Standards](#).
24. Supervises Employees (as defined by [HEERA](#)): Select Yes or No.
25. If position supervises other employees; list position titles: Please list position titles only.

Job Duties

1. Job Duties: Complete this section by clearly listing the major responsibilities, the percentage of time, and if the duty is considered essential or marginal in descending order.
 - a. How to add a new section:
 - i. Select **New**
 - ii. % of Time: Input number only; percentages about not be less than 5%
 - iii. Duties/Responsibilities: Clearly list the major responsibilities/functions
 - iv. Indicate if the responsibility is essential or marginal
 - v. Select **Add** to save
 - vi. Repeat until responsibilities total 100%

JOB DUTIES

% of time	Duties / Responsibilities	Essential / Marginal
-----------	---------------------------	----------------------

1

i There are no items to show

Please list the essential (core) duties of the position and the percentage of time devoted to each responsibility in the table above.

% of time	Duties / Responsibilities	Essential / Marginal
<input type="text" value=""/> 2	<input type="text" value=""/> 3	<input type="text" value="Essential"/> 4 <input type="button" value="Add"/> 5

i There are no items to show

2. Selection Criteria: Do not use this section

Physical, Mental, and Environmental Demands

Please select from the following options for each requirement and whether the requirement is essential to perform the roles and responsibilities of the position:

- Constantly: 6-8 hours per day (75% or more of time)
- Frequently: 3-6 a day (35-74% of time)
- Occasionally: up to 3 hours a day (up to 34% of time)
- Never: Not applicable

Physical and Mental Requirements

1. Bending: Select from the drop-down menu
2. Climbing: Select from the drop-down menu
3. Concentrating: Select from the drop-down menu
4. Crawling: Select from the drop-down menu
5. Decision Making: Select from the drop-down menu
6. Keyboarding and Mousing: Select from the drop-down menu
7. Lifting or Carrying up to 10 lbs.: Select from the drop-down menu
8. Lifting or Carrying up to 25 lbs.: Select from the drop-down menu
9. Lifting or Carrying up to 50 lbs.: Select from the drop-down menu
10. Lifting or Carrying over 50 lbs.: Select from the drop-down menu
11. Performing Calculations: Select from the drop-down menu
12. Pushing or Pulling: Select from the drop-down menu
13. Reaching Overhead: Select from the drop-down menu
14. Repetitive Motion of Upper Extremities: Select from the drop-down menu
15. Sitting: Select from the drop-down menu
16. Standing: Select from the drop-down menu
17. Stooping Kneeling or Squatting: Select from the drop-down menu
18. Walking: Select from the drop-down menu

Other Physical & Mental Requirement No.1

- Description: Please add the following
 - Reading and Comprehending, Writing, Communicating Orally, Reasoning and Analyzing
- Frequency: Select Constantly, Frequently, Occasionally, or Never

Note: Do not select "essential" for this option

Environmental Requirements

1. Drive motorized equipment: Select from the drop-down menu
2. Excessive Noise: Select from the drop-down menu
3. Hazards: Select from the drop-down menu
4. Outdoor: Select from the drop-down menu
5. Elevated Work: Select from the drop-down menu
6. Extreme Temperature (hot or cold): Select from the drop-down menu
7. Indoor (Typical office environment): Select from the drop-down menu

Posting Details

1. Advertising Summary (Optional): Enter 1 or 2 sentences about your position. This will be displayed on the CSU Recruit careers page once posted.
2. Advertisement Text (Optional): Complete using the Staff or MPP Advertising Template, available on the [CSU Recruit Website](#).

User and Approvals

- Justification for Position: Clearly state the justification for the position/recruitment.

Review the Position Description

- Important: Review the Position Description for accuracy

Submit the Position Description for approval

- To **save** and complete later, select "Save as draft"
- To **submit** for approval:
 - Approval Process: Select SB-HR-Position Description Approval
 - Class & Compensation Approver: This pre-populates, do not change.
 - HR/Faculty Affairs Representative: This pre-populates, do not change.
 - Select Submit

What Happens Next?

1. Classification and Compensation Services (CCS) are notified of the pending Position Description approval
2. CCS Manager reviews the Position Description and contacts the HR Liaison for any clarifications or edits
3. Position Description is approved by CCS Manager
4. The Hiring Administrator will receive an email notification of approval
5. HR Liaison completes the Job Requisition (Job Card)