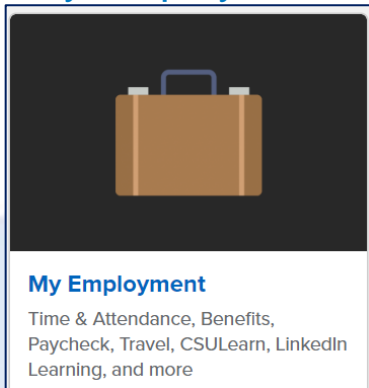


Completing Respiratory Protection Training in CSULearn

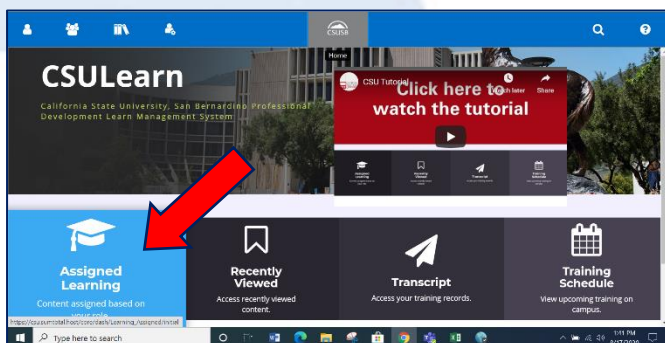
Step 1: Log into MyCoyote and click on My Employment



Step 2: Click on CSULearn



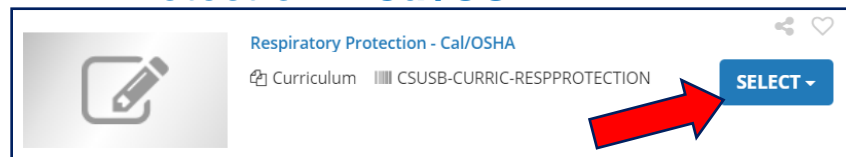
ATTENTION-Check for the training module in your Assigned Learning folder. If not found, proceed to Step 3



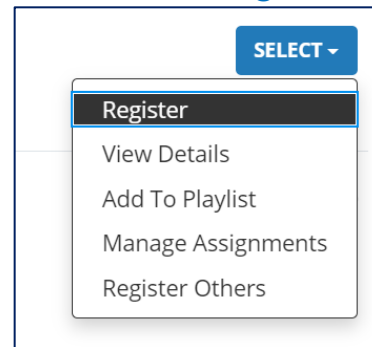
Step 3: Click on the magnifying glass in the upper right corner



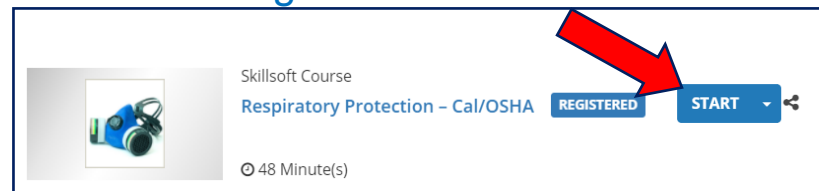
Step 4: Type in "Respiratory Protection," then select the *Curriculum* titled "Respiratory Protection – Cal/OSHA"



Step 5: Click on "Register" to access the training course



Step 6: Click on "Start" to begin the training module



*Once completed the training will appear in your Transcript folder