

# Completing COVID-19 Training in CSULearn

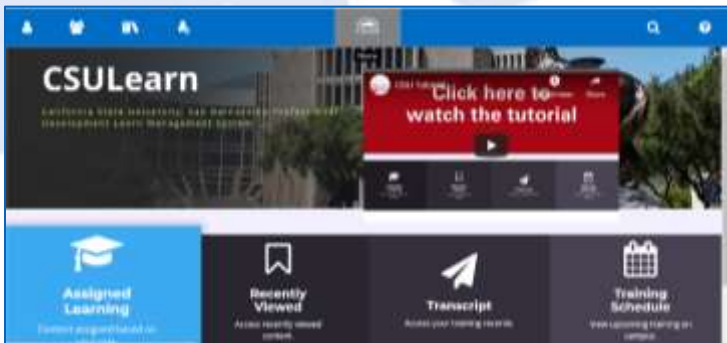
**Step 1:** Log into MyCoyote and click on My Employment



**Step 2:** Click on CSULearn

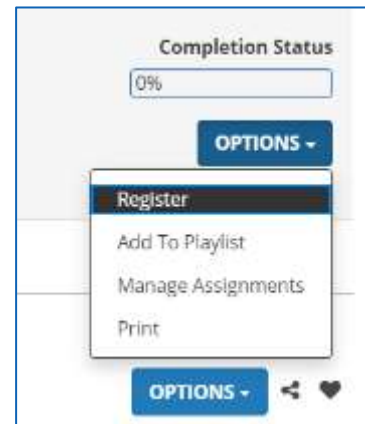


**Step 3:** Click on your Assigned Learning folder. If not found, proceed to Step 4.

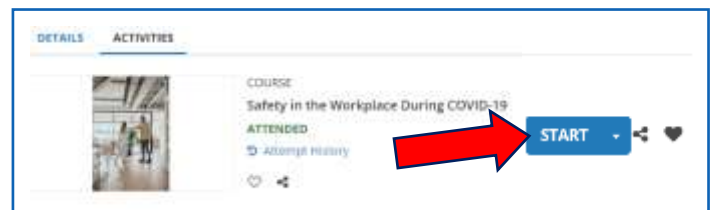


**Step 4:** Click here: [Safety in the Workplace During COVID-19](#)

**Step 5:** Click on the Options button in the top right corner and select Register



**Step 6:** Click on Start to begin the training module



\*Once completed the training will appear in your Transcript folder