

# 2021 CAL Online Bulletin #7

## Faculty Office Hours:

CAL Online Faculty Office hours are held via [Zoom](#). Faculty can make appointments for **30 minute private help sessions** or you can use the **drop in hours** to get help, chat, share ideas, etc. Click link for [Zoom](#) site or use **Meeting ID 909 537 7104 Password: Spring2021**. Visit [Cal Online Teaching Resources](#) for other bulletins, videos & resources.

**Drop-In Faculty Hours:** Monday 12-1, Tuesday: 11:30-12:30 PM

**Private Help Sessions:** Send an email to [tnelson@csusb.edu](mailto:tnelson@csusb.edu)

## WEBINAR: Blackboard Rubrics Monday, 3/1, 2:30 PM

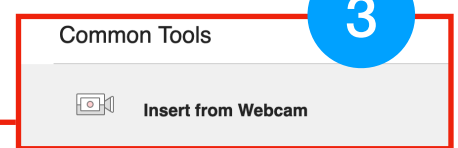
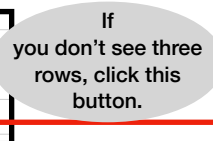
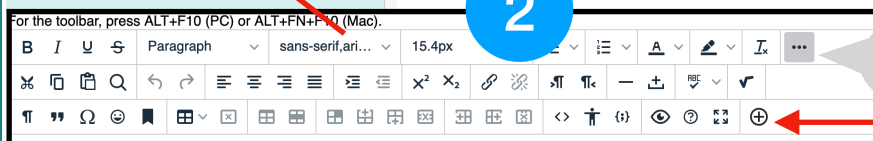
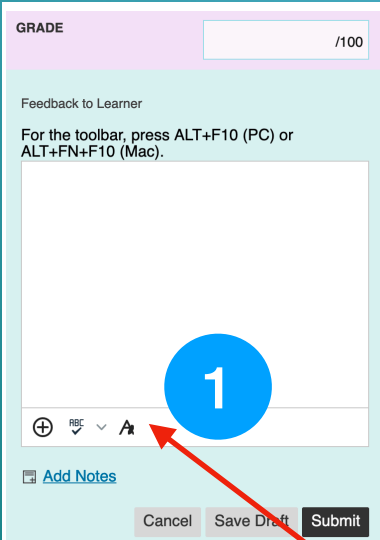
Rubrics can make grading more equitable and efficient. Learn some tips and tricks!

## WEBINAR: Blackboard Gradebook Wednesday, 3/3, 2:00 PM

Learn how to organize your BB Gradebook so that you can filter for specific assignments and stay organized.



## Audio/Video Feedback within Blackboard

Did you know you can provide audio & video feedback in Blackboard? At the bottom of the feedback area (#1) in BB assignments (includes journals, quizzes, wikis, etc.), there is a toolbar with three icons. Choose the icon on the right (it looks like the letter A) to open the **"full content editor"** (#2). Already life is easier because you now have access to editing tools to format your feedback with bullet lists, tables, color, etc. The Full Content Editor also has a secret tool in the last button (a circled plus sign) that allows you to Insert local files, link to a YouTube video and various other functions. Although this circled plus sign is also available directly (see #1), by going through the Full Content Area you'll also have the option of **Insert from Webcam**. You'll be prompted for computer permissions to access the camera and microphone. You can choose to use Audio only or Video with audio. Record, save and move on! For more info, see the [Blackboard Help](#) page.



## Audio through Vocaroo

If Blackboard is not cooperating or you need an option that takes up less bandwidth, [Vocaroo](#) might be the solution. This free browser tool lets you record short audio tracks. After you finish the recording, click the **Save & Share** button. You can send the link via email, paste the URL in BB feedback, or download the recording. If you want to be really fancy, copy the **Embed** code information, then go to the Full Content Editor in Blackboard feedback, click on the <> button (Source code) and paste the code. Now students can hear the Vocaroo recording without leaving Blackboard! (Plus they'll be pretty darn impressed by your snazzy feedback!)



Press the button to start recording!