

Winter 2022 Graduate Coordinator Meeting

Thursday, February 3, 2022

12:00pm to 2:00pm

<https://csusb.zoom.us/j/86089941553> (Password: 75058)

Agenda

- Welcome and Introduction - Caroline (12:05 p.m.)
 - Introduction of Graduate Studies Staff and Staff Updates
 - Monday - Friday: 8:00 a.m. to 5:00 p.m.
 - First two weeks of the semester: We are open until 6 p.m. Monday - Thursday
 - Graduate Studies Website and Chat: <https://www.csusb.edu/graduate-studies>
 - Phone: (909) 537-5058
 - Email: gradstud@csusb.edu
- Digital Forms - April (12:10 p.m.)
 - [Waivers/Leaves/Other Forms](#) – AdobeSign and Fillable forms are available
 - Leave of Absence - If a student has broken enrollment (discontinued) the **program coordinator** will need to email me a request to initiate the Leave of Absence request for the student.
 - [How to Access Adobe Sign Forms](#)

To expedite processing, completed requests must be submitted with all required signatures/approvals and all attached documents. Processing time is 3 - 5 business days.
- Recruitment – Erma (12:15 p.m.)
 - Taco Tuesdays will be weekly with Recruitment Staff.
 - CSUSB Virtual Coffee chats highlight current students sharing their degree program, financial aid opportunities, words of wisdom, and life at CSUSB!
- Thesis, Marketing & Materials – Shelby (12:20 p.m.)
 - Thesis Review Deadlines – Spring 2022
 - Formatting workshops
 - Spring Newsletter - Please submit stories/articles ideas
- Cal State Apply & remote WebAdMIT training – Chris (12:25 p.m.)
- Enrollment/Applications – Caroline and Chris (12:30 p.m.)
 - Spring 2022 and Fall 2022
 - Graduate Enrollment Dashboard – Chris
- Exceptions to the Audit & MyCAP (12:40 p.m.) - (Jennifer and Racheal)
- [Graduate Equity Fellowship](#) – April (1:00 p.m.)
 - Application deadline is March 2nd. Students need to have a myCoyote ID number to access the Scholarship Portal to apply.
- Probation Timeline – Spring 2022 – April (1:05 p.m.)

May 26, 2022 – Spring Grades Due
June 2, 2022– Spring Grades Available
June 2, 2022 – List of Probation students sent to program coordinators. Program GPA is listed on the PAWS report.
June 7, 2022 - Probation entered into PeopleSoft and notifications emailed to students

- Events – Megan (1:10)
 - Financial Wellness February, taking place February 14th-18th from 12:00-1:00 PM each day
 - Writing Accountability Groups, info sessions taking place February 15th and 16th
 - 3MT marketing flyer: April 11th is the date of the competition
 - Apply to Grad School Campaign: April 25th through 29th. Coordinators can register to represent their programs here (https://csusb.az1.qualtrics.com/jfe/form/SV_6R3nleHfnon9V3g)
- Graduate Applicant and Student Support Sessions - April (1:15 p.m.)
 - Cal State Apply Virtual Graduate Application Sessions
 - February 8: 12 - 1:30 p.m.
 - February 16: 5 - 6:30 p.m.
 - March 9: 5 - 6:30 p.m.
 - March 15: 12 - 1:30 p.m.
 - April 6: 5 - 6:30 p.m.
 - April 28: 12 -1:00 p.m. (Separate Personal Statement Workshop being offered)
 - May 10: 12 - 1:30 p.m.
 - May 25: 5 - 6:30 p.m.
 - [Registration Link](#) for all of the above
 - Requesting Letters of Recommendation
 - February 16: 2 - 2:45 p.m.
 - March 17: 12 - 12:45 p.m.
 - April 7: 12 - 12:45 p.m.
 - [Registration Link for LOR sessions](#)
 - Funding Graduate Education
 - February 16: 12 - 12:45 p.m.
 - March 17: 4 - 4:45 p.m.
 - April 7: 4 - 4:45 p.m.
 - [Registration Link for Funding sessions](#)
 - Graduate Student Support Group
 - Spring 2022
 - Meets virtually on Thursday's, 12 – 1 p.m.
 - Students should contact [Counseling & Psychological Services](#) for information.
- Graduate Student Success Center (Monica Baeza) (1:20)
- Thesis Boot Camp and Writing Accountability Sessions - Caroline (1:25 p.m.)
 - Thesis Boot Camp - Happened January 13 and 14
 - Writing Accountability Group Dates: February 21-April 29
- Graduate Studies Weekly Roundup – Caroline (1:30 p.m.)
- Links to Graduate Coordinator Resources:
 - [Graduate coordinator's Toolbox](#)
 - [Graduate Coordinator Meetings, Minutes, and Materials](#)



WANNA TACO 'BOUT IT?

**Drop-in to Taco Tuesdays at CSUSB's
Office of Graduate Studies!**

Come engage with staff, find answers to your questions, and
learn more about upcoming events.

Drop-in to Zoom every Tuesday 11 am - 12 pm



Join Here!
bit.ly/3BdFEcJ



**Graduate
Studies**



Recruitment Student Ambassador
Jackie Bernal



Graduate Recruitment Specialist
Erma Cross



Graduate
Studies

The Office of
Graduate Studies

Virtual Coffee Chat

JANUARY 20TH
10:30 A.M. - 11:30 A.M.

Meet with current graduate students and learn
more about graduate programs at CSUSB.

Grab your cup of coffee and join us online!



*"Powerful communication is key to
anything you want to accomplish in
life."*

Jocelin Monge

MA Student, Communication Studies



Register Here

bit.ly/3GkQEla

2021-2022 Thesis/Project/Dissertation Deadlines

Spring 2022 Deadlines

- Consultation Deadline: Friday, April 8 (week 10)
- Thesis Drop-in Office Hours, (time TBD) April 11 - 15
- Thesis Submission Deadline: Monday, April 18 (Week 12)
- Publication Deadline: Friday, May 13th (Week 15)

Summer 2022 Deadlines

(10 weeks of instruction, 4/10 work week. Students must enroll in 10-week summer session)

- Consultation Deadline: Thursday, July 8
- Submission Deadline: Monday, July 11
- Publication Deadline: Monday, August 8 (Finals Week)

Thesis/Project/Dissertation Workshops

Formatting Workshops

Learn to use the Graduate Studies formatting template and take the worry out of formatting. Learn how to format headings, text, and the table of contents automatically! Note: the formatting template is a Microsoft Word document.

- Tuesday, March 15, 12:00 – 1:00
- Wednesday, March 16, 5:00 – 6:00

Submission Process Workshops

Publication on CSUSB Scholarworks is a requirement for most students completing a thesis, project, or dissertation as their culminating experience. Familiarize yourself now with the thesis, project, and dissertation submission and review process: important deadlines, forms, and university requirements.

- Tuesday, March 22, 12:00 – 1:00
- Wednesday, March 23, 5:00 – 6:00

Register for workshops online: csusb.edu/graduate-studies/current-students

Progress of New Graduate Enrollment (Spring 2022)

Data as of Feb-01-22

Total Applications			Completed Applications			Admitted		
+53%			+53%			+19%		
Spring 2021 (Feb-02-21)	Spring 2021 (at CENSUS)	Spring 2022 (Feb-01-22)	Spring 2021 (Feb-02-21)	Spring 2021 (at CENSUS)	Spring 2022 (Feb-01-22)	Spring 2021 (Feb-02-21)	Spring 2021 (at CENSUS)	Spring 2022 (Feb-01-22)
590	583	<u>905</u>	559	553	<u>855</u>	475	470	<u>566</u>

New Enrollment			Total Enrollment		
+13%			+4%		
Spring 2021 (Feb-02-21)	Spring 2021 (at CENSUS)	Spring 2022 (Feb-01-22)	Spring 2021 (Feb-02-21)	Spring 2021 (at CENSUS)	Spring 2022 (Feb-01-22)
332	332	<u>374</u>	2,423	2,469	<u>2,522</u>

Remark: The number of applications includes both returning and new students.

Graduate Programs	
Ph.D. in Education	3 years
Ph.D. in Psychology	4 years
Ph.D. in Sociology	4 years
Ph.D. in History	4 years
Ph.D. in English	4 years
Ph.D. in Mathematics	4 years
Ph.D. in Science	4 years
Ph.D. in Business	4 years
Ph.D. in Law	4 years
Ph.D. in Medicine	4 years
Ph.D. in Nursing	4 years
Ph.D. in Public Health	4 years
Ph.D. in Environmental Science	4 years
Ph.D. in Political Science	4 years
Ph.D. in Economics	4 years
Ph.D. in Social Work	4 years
Ph.D. in Art History	4 years
Ph.D. in Musicology	4 years
Ph.D. in Theater Studies	4 years
Ph.D. in Film Studies	4 years
Ph.D. in Literature	4 years
Ph.D. in Philosophy	4 years
Ph.D. in Religion	4 years
Ph.D. in Anthropology	4 years
Ph.D. in Archaeology	4 years
Ph.D. in Linguistics	4 years
Ph.D. in Communication	4 years
Ph.D. in Journalism	4 years
Ph.D. in Mass Media	4 years
Ph.D. in International Relations	4 years
Ph.D. in Global Studies	4 years
Ph.D. in Development Studies	4 years
Ph.D. in Human Rights	4 years
Ph.D. in Gender Studies	4 years
Ph.D. in Sexuality Studies	4 years
Ph.D. in Disability Studies	4 years
Ph.D. in Aging Studies	4 years
Ph.D. in Health Communication	4 years
Ph.D. in Health Services Research	4 years
Ph.D. in Health Policy	4 years
Ph.D. in Health Law	4 years
Ph.D. in Health Ethics	4 years
Ph.D. in Health Economics	4 years
Ph.D. in Health Sociology	4 years
Ph.D. in Health Psychology	4 years
Ph.D. in Health Behavior	4 years
Ph.D. in Health Communication	4 years
Ph.D. in Health Services Research	4 years
Ph.D. in Health Policy	4 years
Ph.D. in Health Law	4 years
Ph.D. in Health Ethics	4 years
Ph.D. in Health Economics	4 years
Ph.D. in Health Sociology	4 years
Ph.D. in Health Psychology	4 years
Ph.D. in Health Behavior	4 years
Ph.D. in Health Communication	4 years
Ph.D. in Health Services Research	4 years
Ph.D. in Health Policy	4 years
Ph.D. in Health Law	4 years
Ph.D. in Health Ethics	4 years
Ph.D. in Health Economics	4 years
Ph.D. in Health Sociology	4 years
Ph.D. in Health Psychology	4 years
Ph.D. in Health Behavior	4 years
Ph.D. in Health Communication	4 years
Ph.D. in Health Services Research	4 years
Ph.D. in Health Policy	4 years
Ph.D. in Health Law	4 years
Ph.D. in Health Ethics	4 years
Ph.D. in Health Economics	4 years
Ph.D. in Health Sociology	4 years
Ph.D. in Health Psychology	4 years
Ph.D. in Health Behavior	4 years
Ph.D. in Health Communication	4 years
Ph.D. in Health Services Research	4 years
Ph.D. in Health Policy	4 years
Ph.D. in Health Law	4 years
Ph.D. in Health Ethics	4 years
Ph.D. in Health Economics	4 years
Ph.D. in Health Sociology	4 years
Ph.D. in Health Psychology	4 years
Ph.D. in Health Behavior	4 years
Ph.D. in Health Communication	4 years
Ph.D. in Health Services Research	4 years
Ph.D. in Health Policy	4 years
Ph.D. in Health Law	4 years
Ph.D. in Health Ethics	4 years
Ph.D. in Health Economics	4 years
Ph.D. in Health Sociology	4 years
Ph.D. in Health Psychology	4 years
Ph.D. in Health Behavior	4 years
Ph.D. in Health Communication	4 years
Ph.D. in Health Services Research	4 years
Ph.D. in Health Policy	4 years
Ph.D. in Health Law	4 years
Ph.D. in Health Ethics	4 years
Ph.D. in Health Economics	4 years
Ph.D. in Health Sociology	4 years
Ph.D. in Health Psychology	4 years
Ph.D. in Health Behavior	4 years
Ph.D. in Health Communication	4 years
Ph.D. in Health Services Research	4 years
Ph.D. in Health Policy	4 years
Ph.D. in Health Law	4 years
Ph.D. in Health Ethics	4 years
Ph.D. in Health Economics	4 years
Ph.D. in Health Sociology	4 years
Ph.D. in Health Psychology	4 years
Ph.D. in Health Behavior	4 years
Ph.D. in Health Communication	4 years
Ph.D. in Health Services Research	4 years
Ph.D. in Health Policy	4 years
Ph.D. in Health Law	4 years
Ph.D. in Health Ethics	4 years
Ph.D. in Health Economics	4 years
Ph.D. in Health Sociology	4 years
Ph.D. in Health Psychology	4 years
Ph.D. in Health Behavior	4 years
Ph.D. in Health Communication	4 years
Ph.D. in Health Services Research	4 years
Ph.D. in Health Policy	4 years
Ph.D. in Health Law	4 years
Ph.D. in Health Ethics	4 years
Ph.D. in Health Economics	4 years
Ph.D. in Health Sociology	4 years
Ph.D. in Health Psychology	4 years
Ph.D. in Health Behavior	4 years
Ph.D. in Health Communication	4 years
Ph.D. in Health Services Research	4 years
Ph.D. in Health Policy	4 years
Ph.D. in Health Law	4 years
Ph.D. in Health Ethics	4 years
Ph.D. in Health Economics	4 years
Ph.D. in Health Sociology	4 years
Ph.D. in Health Psychology	4 years
Ph.D. in Health Behavior	4 years
Ph.D. in Health Communication	4 years
Ph.D. in Health Services Research	4 years
Ph.D. in Health Policy	4 years
Ph.D. in Health Law	4 years
Ph.D. in Health Ethics	4 years
Ph.D. in Health Economics	4 years
Ph.D. in Health Sociology	4 years
Ph.D. in Health Psychology	4 years
Ph.D. in Health Behavior	4 years
Ph.D. in Health Communication	4 years
Ph.D. in Health Services Research	4 years
Ph.D. in Health Policy	4 years
Ph.D. in Health Law	4 years
Ph.D. in Health Ethics	4 years
Ph.D. in Health Economics	

Data as of Feb-01-22

	Program	WebAdMIT ^(a)		Total Applications ^(b)			Completed Applications ^(c)			Department Review ^(d)			Admitted ^(e)			New Enrollment ^(f)			Total Enrollment ^(g)			
		In Progress	Complete	Spring 2021	Spring 2022	% Change	Spring 2021	Spring 2022	% Change	Spring 2021	Spring 2022	% Change	Spring 2021	Spring 2022	% Change	Spring 2021	Spring 2022	% Change	Spring 2021	Spring 2022	% Change	
				2/2/2021	2/1/2022		2/2/2021	2/1/2022		2/2/2021	2/1/2022		2/2/2021	2/1/2022		2/2/2021	2/1/2022		2/2/2021	2/1/2022		
College of Arts & Letters	Communication Studies	31	3	2	4	100%	2	4	100%	0	0	-	2	2	0%	2	1	-50%	33	30	-9%	
	English and Writing Studies	15	5	12	5	-58%	12	5	-58%	0	0	-	11	2	-82%	11	2	-82%	89	65	-27%	
	Spanish	8	2	3	2	-33%	3	1	-67%	0	0	-	3	1	-67%	2	0	-100%	31	28	-10%	
	Art	7	1	0	2	-	0	2	-	0	0	-	0	2	-	0	1	-	0	4	-	
	Studio Art	13	3	3	3	0%	3	3	0%	0	0	-	3	1	-67%	3	1	-67%	13	15	15%	
Total		74	14	20	16	-20%	20	15	-25%	0	0	-	19	8	-58%	18	5	-72%	166	142	-14%	
Jack H. Brown College of Business & Public Administration	Accountancy	35	13	28	22	-21%	27	21	-22%	2	0	-100%	24	14	-42%	16	9	-44%	53	44	-17%	
	Business Administration	284	81	47	89	89%	43	70	63%	3	9	200%	34	39	15%	22	27	23%	194	183	-6%	
	Entrepreneurship and Innovation	41	18	4	24	500%	3	20	567%	0	1	-	3	12	300%	2	8	300%	11	18	64%	
	Information Systems and Technology	209	92	36	95	164%	32	82	156%	2	22	1000%	28	43	54%	12	11	-8%	63	77	22%	
	Public Administration	85	30	37	33	-11%	33	32	-3%	0	0	-	29	29	0%	19	19	0%	232	227	-2%	
Total		654	234	152	263	73%	138	225	63%	7	32	357%	118	137	16%	71	74	4%	553	549	-1%	
College of Education	Counseling																		147	145	-1%	
	Career and Technical Education	13	5	9	6	-33%	9	4	-56%	0	0	-	9	4	-56%	7	3	-57%	33	26	-21%	
	Education, MA	41	15	0	16	-	0	15	-	0	0	-	0	13	-	0	13	-	0	24	-	
	Instructional Design and Technology	35	11	7	13	86%	7	12	71%	0	0	-	7	9	29%	5	4	-20%	43	27	-37%	
	STEM Education	15	9	0	10	-	0	10	-	0	0	-	0	10	-	0	10	-	0	10	-	
	Teaching English to Speakers of Other Languages (TESOL)	12	5	19	7	-63%	19	7	-63%	1	1	0%	17	6	-65%	10	3	-70%	41	38	-7%	
	Education - Reading/Literacy (Old Academic Plan)																		0	0	-	
	Education - STEM (Old Program Plan)																		9	1	-89%	
	Educational Administration	19	9	15	7	-53%	15	7	-53%	0	0	-	15	7	-53%	12	6	-50%	29	32	10%	
	Educational Leadership																			61	48	-21%
	School Psychology																			77	80	4%
	Special Education	27	37	38	37	-3%	38	37	-3%	0	0	-	33	32	-3%	27	28	4%	98	120	22%	
	Rehabilitation Counseling																			47	49	4%
Total		162	91	88	96	9%	88	92	5%	1	1	0%	81	81	0%	61	67	10%	585	600	3%	
College of Natural Sciences	Biology	44	8	4	8	100%	3	8	167%	1	1	0%	2	7	250%	2	5	150%	24	40	67%	
	Computer Science	305	190	55	200	264%	45	196	336%	0	1	-	31	81	161%	6	25	317%	27	66	144%	
	Environmental Sciences	34	3	2	4	100%	2	3	50%	0	1	-	2	2	0%	2	0	-100%	9	10	11%	
	Geology	7	0	0	0	-	0	0	-	0	0	-	0	0	-	0	0	-	7	7	0%	
	Health Services Administration	22	12	17	17	0%	15	17	13%	0	2	-	14	13	-7%	5	5	0%	32	24	-25%	
	Mathematics	7	4	4	5	25%	4	5	25%	0	1	-	3	4	33%	2	3	50%	29	29	0%	
	Nursing																		24	25	4%	
	Public Health																		38	37	-3%	
	Total		419	217	82	234	185%	69	229	232%	1	6	500%	52	107	106%	17	38	124%	190	238	25%
College of Social & Behavioral Sciences	Applied Archaeology																		19	22	16%	
	Child Development																		23	30	30%	
	Criminal Justice	40	5	7	7	0%	7	6	-14%	0	0	-	6	5	-17%	4	3	-25%	23	28	22%	
	History																		15	23	53%	
	National Cyber Security Studies	8	3	3	3	0%	3	3	0%	0	1	-	3	1	-67%	2	0	-100%	14	15	7%	
	National Security Studies	9	3	6	6	0%	6	6	0%	0	0	-	6	4	-33%	5	4	-20%	23	32	39%	
	Psychological Science	61	8	9	7	-22%	9	6	-33%	0	0	-	2	2	0%	2	1	-50%	21	33	57%	
	Clinical/Counseling Psychology																		25	22	-12%	
	Industrial and Organizational Psychology																		25	23	-8%	
	Social Sciences and Globalization																		21	20	-5%	
	Social Work																		178	185	4%	
	Social Work and Public Administration Concurrent Degrees																		11	12	9%	
Total		118	19	25	23	-8%	25	21	-16%	0	1	-	17	12	-29%	13	8	-38%	398	445	12%	
University Studies	Interdisciplinary Studies	0	0	0	0	-	0	0	-	0	0	-	0	0	-	0	0	-	3	1	-67%	
Total		0	0	0	0	-	0	0	-	0	0	-	0	0	-	0	0	-	3	1	-67%	
Grand Total		1,427	575	367	632	72%	340	582	71%	9	40	344%	287	345	20%	180	192	7%	1,895	1,975	4%	

Graduate Programs (CEGE)

Data as of Feb-01-22

	Program	WebAdMIT ^(a)		Total Applications ^(b)			Completed Applications ^(c)			Department Review ^(d)			Admitted ^(e)			New Enrollment ^(f)			Total Enrollment ^(g)		
		In Progress	Complete	Spring 2021	Spring 2022	% Change	Spring 2021	Spring 2022	% Change	Spring 2021	Spring 2022	% Change	Spring 2021	Spring 2022	% Change	Spring 2021	Spring 2022	% Change	Spring 2021	Spring 2022	% Change
				2/2/2021	2/1/2022		2/2/2021	2/1/2022		2/2/2021	2/1/2022		2/2/2021	2/1/2022		2/2/2021	2/1/2022		2/2/2021	2/1/2022	
College of Extended and Global Education	Accountancy Online																	0	6	-	
	Business Administration Online for Executive																	92	93	1%	
	Finance	31	10	37	9	-76%	29	7	-76%	4	0	-100%	22	6	-73%	14	4	-71%	7	0	-100%

	Online Criminal Justice 2nd BA Program	10	5	5	3	-40%	4	2	-50%	0	0	-	3	1	-67%	1	0	-100%	3	1	-67%
	Social Sciences (2nd BA Program)	17	2	0	1	-	0	1	-	0	0	-	0	1	-	0	1	-	0	1	-
	Social Work - Pathway Distance Education																		72	77	7%
Grand Total		58	17	42	13	-69%	33	10	-70%	4	0	-100%	25	8	-68%	15	5	-67%	174	178	2%

Credential Programs

Data as of Feb-01-22

	Program	WebAdMIT ^(a)		Total Applications ^(b)			Completed Applications ^(c)			Department Review ^(d)			Admitted ^(e)			New Enrollment ^(f)			Total Enrollment ^(g)		
		In Progress	Complete	Spring 2021	Spring 2022	% Change	Spring 2021	Spring 2022	% Change	Spring 2021	Spring 2022	% Change	Spring 2021	Spring 2022	% Change	Spring 2021	Spring 2022	% Change	Spring 2021	Spring 2022	% Change
				2/2/2021	2/1/2022		2/2/2021	2/1/2022		2/2/2021	2/1/2022		2/2/2021	2/1/2022		2/2/2021	2/1/2022		2/2/2021	2/1/2022	
College of Education	Single Subject	84	118	125	133	6%	124	133	7%	7	0	-100%	106	103	-3%	92	88	-4%	272	258	-5%
	Multiple Subject	48	77	53	89	68%	52	89	71%	0	0	-	44	74	68%	39	65	67%	122	163	34%
	Designated Subjects Career and Technical Education (CTE) for Applicants who hold a Bachelor Degree (CTE)	14	4	6	4	-33%	6	4	-33%	0	0	-	6	4	-33%	0	0	-	6	8	33%
	Education Specialist: Early Childhood Special Education	6	7	2	9	350%	2	9	350%	0	0	-	2	9	350%	1	6	500%	17	12	-29%
	Education Specialist: Mild/Moderate Disabilities	8	14	22	17	-23%	22	17	-23%	0	0	-	19	12	-37%	12	10	-17%	48	38	-21%
	Education Specialist: Moderate/Severe Disabilities	8	7	6	8	33%	4	8	100%	0	0	-	4	7	75%	4	7	75%	24	22	-8%
	Adapted Physical Education Added Authorization	1	2	2	3	50%	2	3	50%	1	0	-100%	0	2	-	0	1	-	2	0	-100%
	Preliminary Administrative Services	12	10	7	10	43%	7	10	43%	0	0	-	7	10	43%	4	5	25%	3	6	100%
Grand Total	Pupil Personnel Services: School Psychology																		0	1	-
Grand Total		181	239	223	273	22%	219	273	25%	8	0	-100%	188	221	18%	152	182	20%	494	508	3%

Post-Bac Programs

Data as of Feb-01-22

	Program	WebAdMIT ^(a)		Total Applications ^(b)			Completed Applications ^(c)			Department Review ^(d)			Admitted ^(e)			New Enrollment ^(f)			Total Enrollment ^(g)		
		In Progress	Complete	Spring 2021	Spring 2022	% Change	Spring 2021	Spring 2022	% Change	Spring 2021	Spring 2022	% Change	Spring 2021	Spring 2022	% Change	Spring 2021	Spring 2022	% Change	Spring 2021	Spring 2022	% Change
				2/2/2021	2/1/2022		2/2/2021	2/1/2022		2/2/2021	2/1/2022		2/2/2021	2/1/2022		2/2/2021	2/1/2022		2/2/2021	2/1/2022	
Program	Pre-Nursing																		3	5	67%
	RN to BSN (PostBac)																		25	31	24%
	Certificate in Advanced Community/Public Health Nursing																		0	0	-
	Certificate in Nurse Educator																		0	0	-
	Other Post-Bac Programs																		6	3	-50%
Grand Total		0	0	0	0	-	0	0	-	0	0	-	0	0	-	0	0	-	34	39	15%

Legend:
 (a) Number of applications in WebAdMIT (Cal State Apply) application platform
 (b) Total applications that have been submitted and downloaded to PeopleSoft database for admissions review
 (c) Applications that have all required transcripts and are in the review process
 (d) Completed applications that are at the department level for review
 (e) Completed applications that are admitted to the program
 (f) Newly admitted applicants who enroll for classes in Spring 2022
 (g) Total enrollment includes new and continuing students

Progress of New Graduate Enrollment (Fall 2022)

Data as of Feb-01-22

Total Applications			Completed Applications			Admitted		
+23%			+59%			-57%		
Fall 2021 (Feb-02-21)	Fall 2021 (at CENSUS)	Fall 2022 (Feb-01-22)	Fall 2021 (Feb-02-21)	Fall 2021 (at CENSUS)	Fall 2022 (Feb-01-22)	Fall 2021 (Feb-02-21)	Fall 2021 (at CENSUS)	Fall 2022 (Feb-01-22)
572	2,459	<u>703</u>	284	2,414	<u>451</u>	46	1,428	<u>20</u>

New Enrollment			Total Enrollment		
-			-		
Fall 2021 (Feb-02-21)	Fall 2021 (at CENSUS)	Fall 2022 (Feb-01-22)	Fall 2021 (Feb-02-21)	Fall 2021 (at CENSUS)	Fall 2022 (Feb-01-22)
0	995	<u>0</u>	0	2,665	<u>0</u>

Remark: The number of applications includes both returning and new students.

Fall 2022

Graduate Programs

Data as of Feb-01-22

	Program	WebAdMIT ^(a)		Total Applications ^(b)			Completed Applications ^(c)			Department Review ^(d)			Admitted ^(e)			New Enrollment ^(f)			Total Enrollment ^(g)		
		In Progress	Complete	Fall 2021	Fall 2022	% Change	Fall 2021	Fall 2022	% Change	Fall 2021	Fall 2022	% Change	Fall 2021	Fall 2022	% Change	Fall 2021	Fall 2022	% Change	Fall 2021	Fall 2022	% Change
				2/2/2021	2/1/2022		2/2/2021	2/1/2022		2/2/2021	2/1/2022		2/2/2021	2/1/2022		2/2/2021	2/1/2022		2/2/2021	2/1/2022	
College of Arts & Letters	Communication Studies	21	1	5	1	-80%	4	0	-100%	4	0	-100%	0	0	-	0	0	-	0	0	-
	English and Writing Studies	26	5	3	5	67%	3	3	0%	2	3	50%	1	0	-100%	0	0	-	0	0	-
	Spanish	8	1	0	1	-	0	1	-	0	1	-	0	0	-	0	0	-	0	0	-
	Art	9	1	0	1	-	0	0	-	0	0	-	0	0	-	0	0	-	0	0	-
	Studio Art	12	4	5	4	-20%	1	3	200%	1	3	200%	0	0	-	0	0	-	0	0	-
Total		76	12	13	12	-8%	8	7	-13%	7	7	0%	1	0	-100%	0	0	-	0	0	-
Jack H. Brown College of Business & Public Administration	Accountancy	17	0	3	1	-67%	2	1	-50%	0	1	-	2	0	-100%	0	0	-	0	0	-
	Business Administration	129	26	12	31	158%	9	16	78%	7	7	0%	2	8	300%	0	0	-	0	0	-
	Entrepreneurship and Innovation	21	7	4	9	125%	4	4	0%	0	2	-	4	2	-50%	0	0	-	0	0	-
	Information Systems and Technology	130	54	33	53	61%	29	12	-59%	8	10	25%	20	1	-95%	0	0	-	0	0	-
	Public Administration	67	9	13	9	-31%	9	7	-22%	9	6	-33%	0	0	-	0	0	-	0	0	-
Total		364	96	65	103	58%	53	40	-25%	24	26	8%	28	11	-61%	0	0	-	0	0	-
College of Education	Counseling	262	15	9	15	67%	7	14	100%	7	14	100%	0	0	-	0	0	-	0	0	-
	Career and Technical Education	4	2	1	2	100%	1	2	100%	1	1	0%	0	1	-	0	0	-	0	0	-
	Education, MA	31	9	0	8	-	0	7	-	0	7	-	0	0	-	0	0	-	0	0	-
	Instructional Design and Technology	9	2	2	2	0%	2	2	0%	1	2	100%	1	0	-100%	0	0	-	0	0	-
	STEM Education	12	1	0	1	-	0	1	-	0	1	-	0	0	-	0	0	-	0	0	-
	Teaching English to Speakers of Other Languages (TESOL)	12	3	8	3	-63%	2	1	-50%	2	1	-50%	0	0	-	0	0	-	0	0	-
	Education - Reading/Literacy (Old Academic Plan)																		0	0	-
	Education - STEM (Old Program Plan)																		0	0	-
	Educational Administration	6	1	1	1	0%	1	1	0%	1	0	-100%	0	1	-	0	0	-	0	0	-
	Educational Leadership	27	3	4	3	-25%	2	3	50%	2	3	50%	0	0	-	0	0	-	0	0	-
	School Psychology	120	19	20	19	-5%	12	19	58%	11	19	73%	0	0	-	0	0	-	0	0	-
	Special Education	26	4	3	4	33%	1	4	300%	0	2	-	1	1	0%	0	0	-	0	0	-
	Rehabilitation Counseling	15	1	3	1	-67%	3	1	-67%	3	1	-67%	0	0	-	0	0	-	0	0	-
Total		524	60	51	59	16%	31	55	77%	28	51	82%	2	3	50%	0	0	-	0	0	-
College of Natural Sciences	Biology	39	3	4	3	-25%	0	3	-	0	3	-	0	0	-	0	0	-	0	0	-
	Computer Science	164	104	37	100	170%	29	24	-17%	20	21	5%	7	0	-100%	0	0	-	0	0	-
	Environmental Sciences	9	4	6	4	-33%	5	2	-60%	1	1	0%	4	0	-100%	0	0	-	0	0	-
	Geology	3	1	1	1	0%	1	1	0%	0	1	-	1	0	-100%	0	0	-	0	0	-
	Health Services Administration	27	3	3	3	0%	3	1	-67%	3	1	-67%	0	0	-	0	0	-	0	0	-
	Mathematics	16	1	1	1	0%	0	1	-	0	1	-	0	0	-	0	0	-	0	0	-
	Nursing	20	2	1	2	100%	0	2	-	0	2	-	0	0	-	0	0	-	0	0	-
	Public Health	54	11	9	11	22%	6	5	-17%	6	5	-17%	0	0	-	0	0	-	0	0	-
Total		332	129	62	125	102%	44	39	-11%	30	35	17%	12	0	-100%	0	0	-	0	0	-
College of Social & Behavioral Sciences	Applied Archaeology	16	5	4	5	25%	4	4	0%	4	4	0%	0	0	-	0	0	-	0	0	-
	Child Development	19	4	3	4	33%	2	1	-50%	2	1	-50%	0	0	-	0	0	-	0	0	-
	Criminal Justice	46	7	4	7	75%	2	6	200%	2	4	100%	0	2	-	0	0	-	0	0	-
	History	13	1	3	1	-67%	1	1	0%	1	1	0%	0	0	-	0	0	-	0	0	-
	National Cyber Security Studies	6	8	2	8	300%	2	4	100%	2	4	100%	0	0	-	0	0	-	0	0	-
	National Security Studies	10	6	4	7	75%	4	5	25%	4	4	0%	0	1	-	0	0	-	0	0	-
	Psychological Science	45	9	6	10	67%	6	8	33%	6	8	33%	0	0	-	0	0	-	0	0	-
	Clinical/Counseling Psychology	225	134	57	125	119%	21	75	257%	21	75	257%	0	0	-	0	0	-	0	0	-
	Industrial and Organizational Psychology	80	23	32	23	-28%	16	9	-44%	16	9	-44%	0	0	-	0	0	-	0	0	-
	Social Sciences and Globalization	14	1	1	1	0%	0	1	-	0	1	-	0	0	-	0	0	-	0	0	-
	Social Work	229	153	208	154	-26%	50	144	188%	49	143	192%	0	0	-	0	0	-	0	0	-
	Social Work and Public Administration Concurrent Degrees	25	12	6	12	100%	1	12	1100%	1	12	1100%	0	0	-	0	0	-	0	0	-
Total		728	363	330	357	8%	109	270	148%	108	266	146%	0	3	-	0	0	-	0	0	-
University Studies	Interdisciplinary Studies	0	0	0	0	-	0	0	-	0	0	-	0	0	-	0	0	-	0	0	-
Total		0	0	0	0	-	0	0	-	0	0	-	0	0	-	0	0	-	0	0	-
Grand Total		2,024	660	521	656	26%	245	411	68%	197	385	95%	43	17	-60%	0	0	-	0	0	-

Graduate Programs (CEGE)

Data as of Feb-01-22

	Program	WebAdMIT ^(a)		Total Applications ^(b)			Completed Applications ^(c)			Department Review ^(d)			Admitted ^(e)			New Enrollment ^(f)			Total Enrollment ^(g)		
		In Progress	Complete	Fall 2021	Fall 2022	% Change	Fall 2021	Fall 2022	% Change	Fall 2021	Fall 2022	% Change	Fall 2021	Fall 2022	% Change	Fall 2021	Fall 2022	% Change	Fall 2021	Fall 2022	% Change
				2/2/2021	2/1/2022		2/2/2021	2/1/2022		2/2/2021	2/1/2022		2/2/2021	2/1/2022		2/2/2021	2/1/2022		2/2/2021	2/1/2022	
College of Extended and Global Education	Accountancy Online	20	3	3	3	0%	2	3	50%	0	3	-	2	0	-100%	0	0	-	0	0	-
	Business Administration Online for Executive	23	0	0	1	-	0	1	-	0	0	-	0	1	-	0	0	-	0	0	-
	Finance	20	4	5	4	-20%	3	1	-67%	1	1	0%	2	0	-100%	0	0	-	0	0	-

	Online Criminal Justice 2nd BA Program	12	1	0	0	-	0	0	-	0	0	-	0	0	-	0	0	-	0	0	-
	Social Sciences (2nd BA Program)	11	3	0	2		0	2		0	1		0	1		0	0		0	0	
	Social Work - Pathway Distance Education	268	77	88	77	-13%	19	66	247%	17	63	271%	2	1	-50%	0	0	-	0	0	-
Grand Total		354	88	96	87	-9%	24	73	204%	18	68	278%	6	3	-50%	0	0	-	0	0	-

Credential Programs

Data as of Feb-01-22

	Program	WebAdMIT ^(a)		Total Applications ^(b)			Completed Applications ^(c)			Department Review ^(d)			Admitted ^(e)			New Enrollment ^(f)			Total Enrollment ^(g)		
		In Progress	Complete	Fall 2021	Fall 2022	% Change	Fall 2021	Fall 2022	% Change	Fall 2021	Fall 2022	% Change	Fall 2021	Fall 2022	% Change	Fall 2021	Fall 2022	% Change	Fall 2021	Fall 2022	% Change
				2/2/2021	2/1/2022		2/2/2021	2/1/2022		2/2/2021	2/1/2022		2/2/2021	2/1/2022		2/2/2021	2/1/2022		2/2/2021	2/1/2022	
College of Education	Single Subject	199	31	36	32	-11%	28	27	-4%	26	25	-4%	2	0	-100%	0	0	-	0	0	-
	Multiple Subject	136	11	10	12	20%	6	10	67%	6	10	67%	0	0	-	0	0	-	0	0	-
	Designated Subjects Career and Technical Education (CTE) for Applicants who hold a Bachelor Degree (CTE)	6	3	0	3	-	0	3	-	0	0	-	0	3	-	0	0	-	0	0	-
	Education Specialist: Early Childhood Special Education	8	0	0	0	-	0	0	-	0	0	-	0	0	-	0	0	-	0	0	-
	Education Specialist: Mild to Moderate Support Needs	17	0	5	0	-100%	5	0	-100%	3	0	-100%	1	0	-100%	0	0	-	0	0	-
	Education Specialist: Extensive Support Needs	5	0	0	0	-	0	0	-	0	0	-	0	0	-	0	0	-	0	0	-
	Adapted Physical Education Added Authorization	7	0	0	0	-	0	0	-	0	0	-	0	0	-	0	0	-	0	0	-
	Preliminary Administrative Services	2	0	0	0	-	0	0	-	0	0	-	0	0	-	0	0	-	0	0	-
	Pupil Personnel Services: School Psychology																		0	0	-
Grand Total		380	45	51	47	-8%	39	40	3%	35	35	0%	3	3	0%	0	0	-	0	0	-

Post-Bac Programs

Data as of Feb-01-22

	Program	WebAdMIT ^(a)		Total Applications ^(b)			Completed Applications ^(c)			Department Review ^(d)			Admitted ^(e)			New Enrollment ^(f)			Total Enrollment ^(g)		
		In Progress	Complete	Fall 2021	Fall 2022	% Change	Fall 2021	Fall 2022	% Change	Fall 2021	Fall 2022	% Change	Fall 2021	Fall 2022	% Change	Fall 2021	Fall 2022	% Change	Fall 2021	Fall 2022	% Change
				2/2/2021	2/1/2022		2/2/2021	2/1/2022		2/2/2021	2/1/2022		2/2/2021	2/1/2022		2/2/2021	2/1/2022		2/2/2021	2/1/2022	
Program	Pre-Nursing	0	0	0	0	-	0	0	-	0	0	-	0	0	-	0	0	-	0	0	-
	RN to BSN (PostBac)	0	0	0	0	-	0	0	-	0	0	-	0	0	-	0	0	-	0	0	-
	Certificate in Advanced Community/Public Health Nursing	5	0	0	0	-	0	0	-	0	0	-	0	0	-	0	0	-	0	0	-
	Certificate in Nurse Educator	1	0	0	0	-	0	0	-	0	0	-	0	0	-	0	0	-	0	0	-
	Other Post-Bac Programs																		0	0	-
Grand Total		6	0	0	0	-	0	0	-	0	0	-	0	0	-	0	0	-	0	0	-

Legend:
 (a) Number of applications in WebAdMIT (Cal State Apply) application platform
 (b) Total applications that have been submitted and downloaded to PeopleSoft database for admissions review
 (c) Applications that have all required transcripts and are in the review process
 (d) Completed applications that are at the department level for review
 (e) Completed applications that are admitted to the program
 (f) Newly admitted applicants who enroll for classes in Fall 2022
 (g) Total enrollment includes new and continuing students

PAWS Report- Program Advising Worksheet for Students

The PAWS report allows students to view their academic progress towards degree completion. Available for semester degree programs with a catalog year beginning Fall 2020.

Accessing your PAWS report

- From MyCoyote, click on the Degree Progress tile



then the PAWS report tile



- Your declared program will appear, click on “Run Declared Program”

Request a PAWS

▼ Run Declared Programs:

Academic Level	Degree Program	Title	Catalog Year	Marker	Value	Type	CATLYT
GRD	COMS-MA	COMMUNICATION STUDIES (CAL)	20204				

► Select a Different Program:

Advanced Settings [Click to view available options.](#)

Run Declared Programs Cancel

The Completed PAWS Requests screen will appear, click on the “View Audit” hyperlink to view your PAWS report

Completed PAWS Requests

These are the PAWS that have been run in the past

Run Audit **Delete** [select all/select none](#)

ID	Academic Level	Program	Catalog Year	Created	Audit Type	Format	Run By	Course Type	View	Delete
95488290	GRD	COMS-MA	Fall 2020	12/08/2021 11:31 AM		No Info	000022580	IP	View Audit	<input type="checkbox"/>

Features of the PAWS report

- Interactive charts and graphs show completed, in progress and needed courses
- To view course descriptions, click on any course needed and view the description
- General graduation requirements indicate the total number of units required for the program as well as the maximum number of years allowed for completion of the program
- Program GPA is only for courses required for the program

▼

PROGRAM GPA FOR COMS
GRADE POINT AVERAGE OF ALL COURSES IN PROGRAM
MINIMUM 3.00 OVERALL G.P.A. REQUIRED

EARNED:	2 COURSES	3.700 GPA
NEEDS:	8 COURSES	3.000 GPA



Check your PAWS often, after registration or after an Exception from the Audit (substitution) has been processed

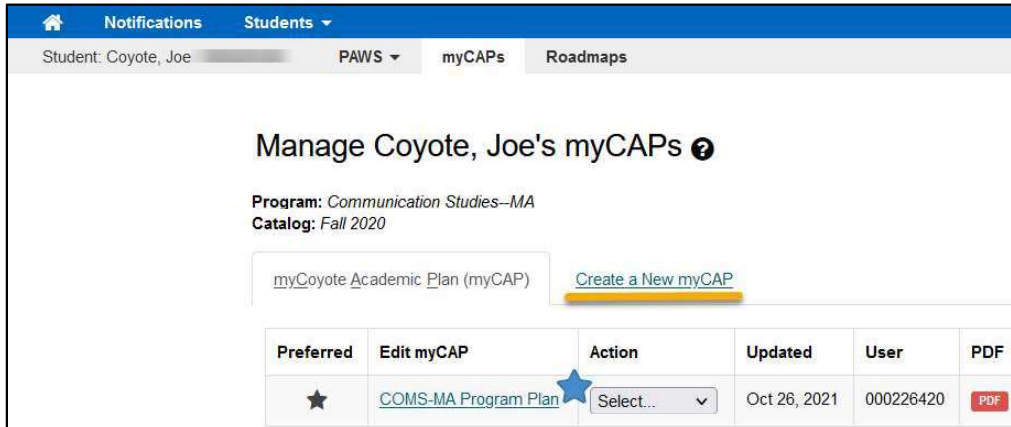
myCAP – myCoyote Academic Planner

The myCAP is an academic planning tool, which allows students to plan courses to take throughout their academic career. These plans can provide valuable course demand data to academic departments.

Graduate students will utilize the myCAP as their program plan.

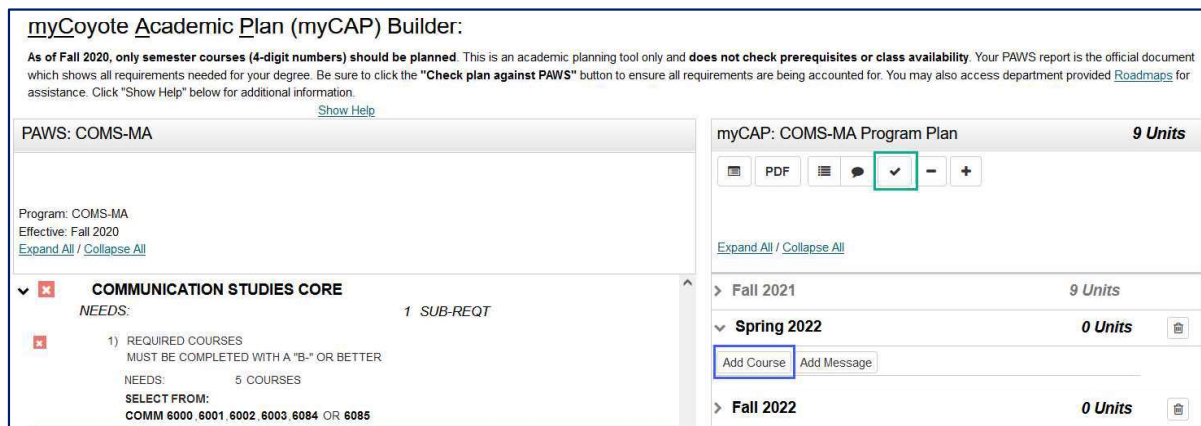
Accessing your myCAP

- From MyCoyote, click on the myCAP icon 
- Click 'Create a New myCAP' tab to build a new myCAP
- If a myCAP has already been built, click on the myCAP you want to view/edit 




How to build your myCAP once created

- Click on course selections with a red X (needs to be taken) to view additional details.
- Drag and drop course selections from the PAWS side to the appropriate term in myCAP (term must turn blue to drop into section).
- Courses can also be moved within terms.
- Add courses not listed on your PAWS with the Add Course button under each term.



Tips for Success

- myCAP does *not* check pre-requisites or class availability.
- Use the "Check myCAP against PAWS" button **often** to ensure all planned courses are meeting intended requirements. 
- Meet with your graduate coordinator to finalize your program plan



Graduate Equity Fellowship

Now accepting applications!

The Graduate Equity Fellowship seeks to encourage economically disadvantaged students in the pursuit of their master's degree and to increase the diversity of students completing advanced degrees. Under this program at CSUSB, awardees may be awarded either a [Graduate Studies Fellowship](#) or a [Graduate Program Fellowship](#).

Application Deadline: March 2nd, 2022 for the 2022-2023 academic year.

Application Requirements: Apply through the Office of Financial Aid and Scholarships. Students must submit a FAFSA / CDA and have a minimum \$1,000 need as determined by the U.S. Department of Education. Applications require two confidential letters of recommendation from faculty members and a personal statement. Applicants must be enrolled in a master's degree program at CSUSB for the term of the award allocation.

Visit the Graduate Equity Fellowship webpage: bit.ly/38UPWCg and follow the steps below:

- You must complete the 2022-2023 FAFSA to apply for the Graduate Equity Fellowship.
- Login to MyCoyote, and navigate to the CSUSB Scholarship Site and follow the application instructions.



Graduate Studies Fellowship

- **Dollar Amount:** \$4,500 awarded to one student in each college.
- **Activities:** Graduate Studies Fellows are encouraged to attend Graduate Studies events, may represent graduate students at these events, and may be asked to assist in outreach or other activities that support building a community of graduate scholars.

Graduate Program Fellowship

- **Dollar Amount:** \$500-\$2,000 award.
- **Activities:** Determines by each graduate program.

**For Additional Information,
Please Contact:**

Office of Graduate Studies
April Lane | (909) 537-7381
csusb.edu/graduate-studies
alane@csusb.edu
CE-356



**Graduate
Studies**





| Graduate
Studies

Financial Wellness February

— 14th - 18th —

The Office of Graduate Studies is proud to partner with campus and community partners to bring you our first-ever Financial Wellness February!

The week of **February 14th through 18th**, we will have an hour-long session each day to touch on a facet of financial education, including financial literacy, funding your research, funding your graduate education, and a special talk from one of our JHBC professors on how to make your money work for you, titled "The Lazy Investor".

**These are sessions you won't want to miss,
register today!**



Register Here
bit.ly/340oofE





Graduate Studies Writing Accountability Groups

The Office of Graduate Studies is connecting graduate students to create small writing accountability groups to encourage their progress on major writing projects, such as theses, projects, and dissertations. Writing accountability groups will allow you to develop a support network and to reach your writing and research goals.

Spring 2022 Writing Accountability Group Schedule

- Two hours per week from Feb. 21st – April. 29th (9 weeks of writing!)
- You and your group can decide what day and time works best for you, where to meet, and whether to meet online or in person.

Join Us for an Information Session

Find out if a Writing Accountability Group is right for you! This is your opportunity to meet other graduate students and be placed in a Spring 2022 Writing Accountability Group. There are two information sessions to choose from:

- **Tuesday, February 15th, 4:00 pm – 5:00 pm**
Location: bit.ly/35x5Sfz via Zoom
- **Wednesday, February 16th, 10:00 am – 11:00 am**
Location: bit.ly/3s7aPmR via Zoom

All attendees will receive a \$5.00 Starbucks gift card!

Get Feedback from a Writing Coach

Your Writing Accountability Group will be assigned a writing coach, who will read up to three drafts of your work in progress and give you suggestions and encouragement over the 9-week writing accountability time period.



**Graduate
Studies**

Questions?

Contact the Office of Graduate Studies:
(909) 537-5058 or gradstud@csusb.edu

FIRST PLACE: \$500
RUNNER UP: \$250
THIRD PLACE: \$100
PEOPLE'S CHOICE: \$300



April 11th, 2022
5:00 PM
CGI 103

Research may take hours.

Good research can be summarized in 3 minutes.

The 3-Minute Thesis is a school-wide TED talk-like competition in which CSUSB graduate students will explain a thesis or dissertation in 3 minutes or less. This competition will help you develop communication and presentation skills, as well as challenge you to showcase your thesis in layperson's terms to a generalized audience. Your presentation will be judged by a panel of community dignitaries. This is your chance to broadcast your research to the university and distinguish yourself amongst the best in your programs. All presenters will receive an award.

This competition will be judged by a panel of community dignitaries, including Edwin Gomez, Riverside County Deputy Superintendent of Schools, and Diana Rodriguez, Chancellor for the San Bernardino Community College District

This event is co-sponsored by the Graduate Student Society, the Graduate Writing Center, and the Speaking Center at JHBC.



RSVP Today

Use the QR code or contact the Office of Graduate Studies:
(909) 537-5058
csusb.edu/graduate-studies





APPLY TO GRADUATE SCHOOL CAMPAIGN

April 25th - 29th

**Join the Office of Graduate Studies for the
Apply to Grad School Campaign!**

Featuring

Information Sessions on
Graduate Programs

Funding Workshops

Application Tutorials

And More!



Register Here
bit.ly/3FZUHJ4



**Graduate
Studies**



April Lane
Graduate Student Resource Specialist



Megan Kinnally
Graduate Student Engagement Specialist



Graduate
Studies

CSUSB CAL STATE APPLY GRADUATE APPLICATION SESSIONS

The CSUSB Cal State Apply Graduate Application Session will provide information to assist you with writing a stellar personal statement and offer time saving tips for completing your CSUSB Cal State Apply application. Attendees will have ample time to ask questions during the session.

January 4th 2022
12:00 pm - 1:30 pm

January 26th 2022
5:00 pm - 6:30 pm

February 8th 2022
12:00 pm - 1:30 pm

February 16th 2022
5:00 pm - 6:30 pm

March 9th 2022
5:00 pm - 6:30 pm

March 15th 2022
12:00 pm - 1:30 pm

April 6th 2022
5:00 pm - 6:30 pm

April 28th 2022
12:00 pm - 1:00 pm

May 10th 2022
12:00 pm - 1:30 pm

May 25th 2022
5:00 pm - 6:30 pm



Register Here
bit.ly/3k38ZAx

For more information contact:

April Lane
alane@csusb.edu
(909) 537-7381

REQUESTING LETTERS OF RECOMMENDATION



Whether it's applying for school, a scholarship, an internship, or a new job, a stellar letter of recommendation can be a deciding factor in the candidate selection process.

Come learn about finding and selecting a recommender, how to request a letter of recommendation, developing a recommender request timeline, and other helpful tips.

Dates

1/27/2022 12pm - 12:45pm
2/16/2022 2pm - 2:45pm
3/17/2022 12pm - 12:45pm
4/7/2022 12pm - 12:45pm

Register Here



bit.ly/332xvwl



Graduate
Studies

Funding Your Graduate Education Workshop

So, you want to go to graduate school, but you're not sure how you will pay for it?

Are you a current graduate student who wants more information on funding opportunities while in your current graduate program, or as you begin to apply to doctoral programs?

Don't let the most difficult part of your graduate education be paying for it!

Join our Graduate Student Resource Specialist, April Lane, to learn about the different funding opportunities available to incoming and current graduate students. Remember, funding opportunity deadlines happen early, so don't delay in finding out about these opportunities.

DATES:

1/27/2022 | 4:00 - 4:45 p.m.

2/16/2022 | 12:00 - 12:45 p.m.

3/17/2022 | 4:00 - 4:45 p.m. ➡

4/7/2022 | 4:00 - 4:45 p.m.



bit.ly/3GRklUP

Register Here
Via Zoom



Graduate Studies Events February 2022

S	M	T	W	T	F	S
		1 Drop-in Session 3MT Info Session	2	3	4	5
6	7	8 Drop-in Session Cal State Apply Session	9	10	11	12
13	14 Financial Wellness February	15 Drop-in Session Financial Wellness February WAG Info Session	16 Financial Wellness February Funding Grad Education Requesting Letters of Rec. Cal State Apply Session WAG Info Session	17 Financial Wellness February	18 Financial Wellness February	19
20	21	22 Drop-in Session	23	24	25	26
27	28					

Prospective Students

- **"Wanna Taco'Bout It?" Drop-in Session**
Every Tuesday, 1:30 p.m. – 2:30 p.m.
- **CSUSB Cal State Apply Graduate Application Session**
Feb 8, 12 – 1:30 p.m.
- **Funding Your Graduate Education**
Feb 16, 12 – 12:45 p.m.
- **Requesting Letters of Recommendation**
Feb 16, 2 – 2:45 p.m.
- **CSUSB Cal State Apply Graduate Application Session**
Feb. 16, 5 – 6:30 p.m.

Professional & Academic Development

- **Financial Wellness February**
Feb 14 - 18, 12 – 1:00 p.m.
- **Funding Your Graduate Education**
Feb 16, 12 – 12:45 p.m.
- **Requesting Letters of Recommendation**
Feb 16, 2 – 2:45 p.m.
- **Three Minute Thesis (3MT) Information Sessions**
Feb 1st, 12:00 a.m. - 1:00 p.m.
- **Writing Accountability Group (WAG) Info Session**
Feb 15, 4 - 5:00 p.m.
Feb 16, 10 - 11:00 a.m.



GSSC Graduate Studies Events Calendar

See Graduate Studies website
for event registration and details.