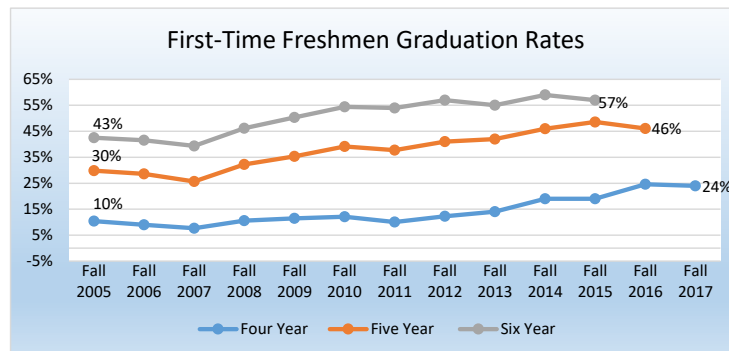


# California State University, San Bernardino

## Statistical Factbook

January 2022



Office of Institutional Research & Analytics, 5500 University Parkway, AD-170, San Bernardino, CA 92407-2397  
Phone 909.537.5052 Email: [institutional\\_research@csusb.edu](mailto:institutional_research@csusb.edu)  
<http://www.csusb.edu/institutional-research>

Welcome to the CSUSB Statistical Factbook!

**Our Mission:**

The Office of Institutional Research at California State University, San Bernardino collaborates with the campus community in support of strategic planning, enrollment planning, assessment, and continuous improvement through consultative program design and timely dissemination of reliable information.

Campus dashboards for a general overview are available through our main page at [www.csusb.edu/institutional-research](http://www.csusb.edu/institutional-research). These tools were designed to put data in the hands of the campus community with self-study authors, Dean's Offices, department chairs, and grant writers in mind.

The Factbook reflects changes to statistical data reporting that occurred several years ago. Historically, a fulltime equivalent student (FTES) comprised 15 units per quarter (45 per year). The year 2006-07 brought a differentiation for students in Master's programs for whom 12 units became one FTES. From Fall 2007- Fall 2015 a doctoral student advanced to candidacy was defined as one FTES regardless of the number of units. From Winter 2015 a doctoral students FTES is now calculated with the same guidelines as Master programs. The CSU System has also begun differentiating between California Residents and Non-Residents so a Residency distinction has been included on several tables. Also, majors in this Factbook are now reported as Academic Plan (local), rather than the traditional CSU Hegis majors, to make the Factbook relevant to colleges. Finally, Fall 2009 reflects a new coding of ethnicity mandated by the Federal government. While some tables provide historical statistics based on the current coding rules, most tables will reflect the definitions in effect at those past times.

Please note that Fall 2020 is the inaugural semester. As such, all data prior to Fall 2020 are based on the quarter system.

To save on paper and trees, the Factbook is provided only electronically.

If you have any questions, please feel free to contact Institutional Research directly.

Office of Institutional Research & Analytics

Phone: (909)537-5052

[www.csusb.edu/institutional-research](http://www.csusb.edu/institutional-research)

[institutional\\_research@csusb.edu](mailto:institutional_research@csusb.edu)

Chief Data Officer: Muriel C. Lopez-Wagner, Ph.D.

Interim Director: Tanner Carollo, Ed.D.

Organizational Change Facilitator: Pamela Moses, Ph.D.

Research Technician: Mariela Monge, B.A.

Research Technician: Andrew Montgomery, M.S.

Research Technician: Sharon Shalini Tewari, M.B.A

Administrative Support: Monica Villarruel, B.A.



## Contents

Recent Trends in Enrollment & FTES ..... 4

Enrollment by Ethnicity..... 7

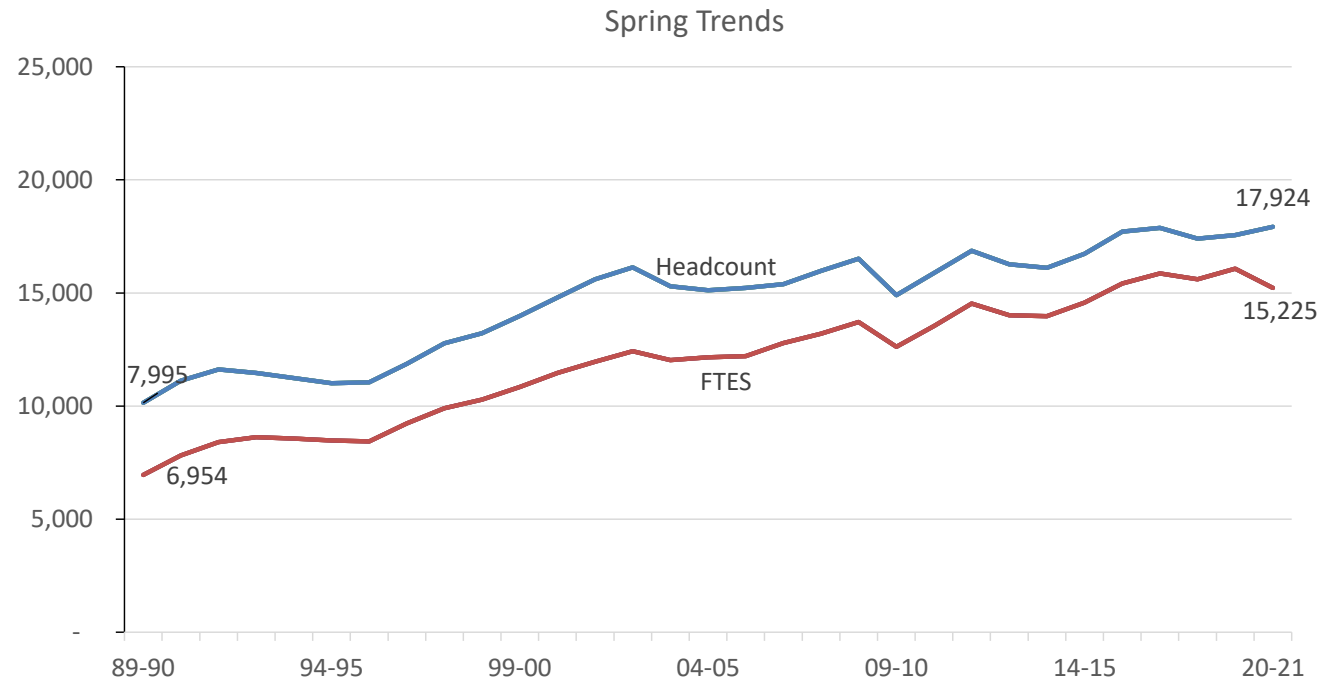
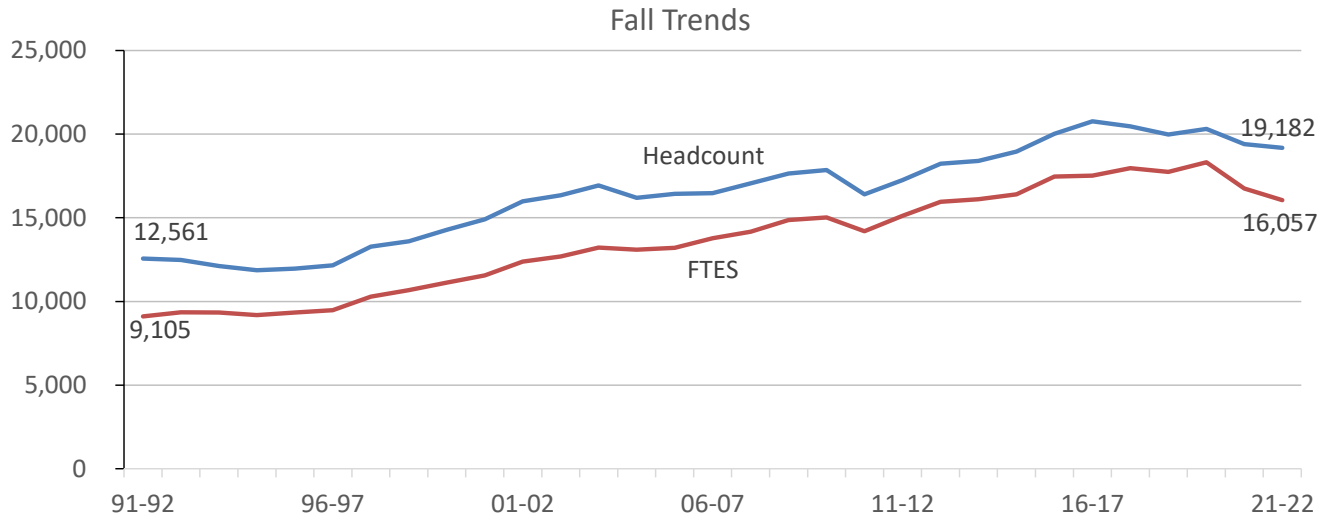
Student Trends- By Academic Year and Term ..... 8

Enrollment by Academic Plan ..... 13

Demographics by Academic Plan Concentration..... 25

Degrees Conferred..... 31

### Recent Trends in Enrollment and FTES





## Trends in Enrollment & FTES

Note: Fall 2020 is the inaugural semester.

Quarter calculations: Academic Year= (Fall+Winter+Spring)/3; College Year= (Summer+Fall+Winter+Spring)/3.

Semester calculations: Academic Year= (Fall+Spring)/2; College Year= (Summer+Fall+Spring)/2.

AY	Term				Average		Unduplicated		
	Summer	Fall	Winter	Spring	Academic Year	College Year	Academic Year	College Year	
Enrollment	2011.12	106	17,250	16,986	16,865	17,034	17,069	20,097	20,150
	2012.13	3,832	18,234	17,106	16,270	17,203	18,481	19,484	19,895
	2013.14	3,263	18,398	17,116	16,111	17,208	18,296	19,450	19,820
	2014.15	3,248	18,952	17,628	16,733	17,771	18,854	19,991	20,351
	2015.16	128	20,024	18,588	17,712	18,775	18,817	21,092	21,137
	2016.17	154	20,767	19,365	18,310	19,481	19,532	21,787	21,854
	2017.18	37	20,461	18,997	17,879	19,112	19,125	21,345	21,346
	2018.19	49	19,973	18,438	17,404	18,605	18,621	20,963	20,966
	2019.20	43	20,311	18,747	17,554	18,871	18,885	21,124	21,124
	2020.21	29	19,404		17,924	18,664	18,674	20,711	20,711
	2021.22	28	19,182						
FTES	2011.12	110	15,118	14,854	14,530	14,834	14,871		
	2012.13	2,360	15,959	14,963	14,019	14,980	15,767		
	2013.14	1,982	16,113	14,965	13,975	15,017	15,678		
	2014.15	2,038	16,407	15,424	14,572	15,467	16,147		
	2015.16	151	17,465	16,361	15,417	16,414	16,465		
	2016.17	150	18,070	17,062	16,056	17,063	17,113		
	2017.18	19	17,967	16,883	15,859	16,903	16,909		
	2018.19	36	17,749	16,570	15,605	16,641	16,653		
	2019.20	35	18,319	17,065	16,073	17,152	17,164		
	2020.21	17	16,757		15,225	15,991	15,996		
	2021.22	14	16,057						
Unit Load	2011.12	14.85	12.91	12.89	12.71	12.83	17.78		
	2012.13	9.10	12.92	12.91	12.72	12.85	15.88		
	2013.14	8.97	12.92	12.89	12.78	12.86	15.85		
	2014.15	9.24	12.77	12.89	12.84	12.83	15.91		
	2015.16	16.79	12.87	12.99	12.85	12.90	18.50		
	2016.17	13.98	12.85	13.01	12.95	12.94	17.60		
	2017.18	6.22	12.97	13.13	13.10	13.07	15.14		
	2018.19	8.84	13.13	13.26	13.23	13.21	16.15		
	2019.20	9.88	13.32	13.43	13.52	13.42	16.72		
	2020.21	6.97	12.75		12.52	12.63	16.12		
	2021.22	5.89	12.34						

## Trends in Enrollment & FTES - Palm Desert Campus (PDC)

Note: Fall 2020 is the inaugural semester.

Quarter calculations: Academic Year= (Fall+Winter+Spring)/3; College Year= (Summer+Fall+Winter+Spring)/3.

Semester calculations: Academic Year= (Fall+Spring)/2; College Year= (Summer+Fall+Spring)/2.

	AY	Term				Average		Unduplicated	
		Summer	Fall	Winter	Spring	Academic Year	College Year	Academic Year	College Year
Enrollment (State Supported)	2011.12		801	823	825	816	816	1,254	1,254
	2012.13	110	784	778	730	764	801	1,175	1,201
	2013.14	90	911	811	769	830	860	1,264	1,284
	2014.15	110	1,093	977	1,066	1,045	1,082	1,611	1,636
	2015.16		1,164	1,138	1,274	1,192	1,192	1,829	1,829
	2016.17		1,215	1,278	1,165	1,219	1,219	1,745	1,745
	2017.18		1,304	1,247	1,246	1,266	1,266	1,797	1,797
	2018.19		1,445	1,275	1,346	1,355	1,355	2,044	2,044
	2019.20		1,609	1,405	1,587	1,534	1,534	2,438	2,438
	2020.21		3,618		4,005	3,812	3,812	6,376	6,376
	2021.22		2,350						
FTES totals reflect only units enrolled at PDC.	2011.12		508	498	470	492	492		
	2012.13	45	498	452	418	456	471		
	2013.14	36	581	520	465	522	534		
	2014.15	48	706	642	631	660	676		
	2015.16		809	747	778	778	778		
	2016.17		867	842	769	826	826		
	2017.18		932	842	809	861	861		
	2018.19		987	834	847	889	889		
	2019.20		1,080	916	933	976	976		
	2020.21		1,085		973	1,029	1,029		
	2021.22		910						
PDC Load	2011.12		9.35	8.96	8.41	8.91	8.91		
	2012.13	5.71	9.29	8.54	8.42	8.75	10.65		
	2013.14	5.64	9.37	9.50	8.93	9.27	11.15		
	2014.15	5.91	9.53	9.71	8.73	9.32	11.29		
	2015.16		10.28	9.74	9.06	9.70	9.70		
	2016.17		10.60	9.79	9.83	10.07	10.07		
	2017.18		10.69	10.09	9.71	10.16	10.16		
	2018.19		10.20	9.76	9.38	9.78	9.78		
	2019.20		10.01	9.72	8.78	9.51	9.51		
	2020.21		4.48		3.63	4.05	4.05		
	2021.22		5.80						
For PDC Students: % of FTES Generated at PDC*	2011.12		78.58%	75.70%	72.09%	75.45%			
	2012.13	70.40%	79.02%	72.39%	70.37%	73.88%			
	2013.14	77.09%	78.34%	76.64%	70.81%	75.44%			
	2014.15	71.51%	77.37%	75.14%	69.07%	73.78%			
	2015.16		82.05%	75.15%	68.85%	75.04%			
	2016.17		85.20%	75.17%	75.56%	78.52%			
	2017.18		82.71%	76.03%	73.53%	77.46%			
	2018.19		76.87%	71.82%	69.30%	72.75%			
	2019.20		73.94%	70.63%	62.61%	68.95%			
	2020.21		33.40%		26.70%	29.86%			
	2021.22		44.36%						



## Enrollment by Ethnicity (Fall Terms)

**Note:** \* U.S. Census implemented a new way of classifying ethnicity. Fall 2009 reflects a transitional year in that Hispanic/Latino ethnicities were given counting preference over other ethnic categories in multi-racial classification. Beginning Fall 2010 the new federally mandated classifications were introduced.

	Fall Term Trends								
	2013	2014	2015	2016	2017	2018	2019	2020	2021
Native American	45	34	44	50	42	36	37	41	30
African American	1,329	1,247	1,182	1,220	1,088	984	1,002	975	962
Hispanic	9,613	10,400	11,480	12,456	12,553	12,564	13,084	12,850	12,709
Asian	1,126	1,089	1,150	1,141	1,100	1,039	1,038	986	1,025
Pacific Islander	38	40	41	43	44	36	29	30	28
White	3,416	3,236	3,065	2,891	2,648	2,504	2,435	2,302	2,334
<b>Other Ethnicity</b>									
Two Or More Races	503	486	534	542	541	485	452	421	411
White and African American	107	103	121	125	123	114	115	114	112
White and Native American	96	92	92	96	92	78	63	50	45
White and Asian	159	158	171	169	178	167	150	137	148
White and Pacific Islander	15	15	17	20	13	9	11	15	13
African American and Native American	23	21	30	25	23	19	17	15	17
African American and Asian	42	38	48	44	44	38	35	34	33
African American and Pacific Islander	4	4	3	3	4	3	8	8	5
Native American and Asian	2	4	5	5	4	3	2	1	0
Native American and Pacific Islander	2	1	1	0	0	0	1	0	0
Asian and Pacific Islander	12	11	11	12	17	12	13	12	10
White, African American, and Native American	14	13	11	17	15	12	9	6	3
White, African American, and Asian	7	7	6	7	7	11	12	12	11
White, African American, and Pacific Islander	0	1	1	0	2	1	1	1	1
White, Native American, and Asian	7	6	3	3	2	5	5	5	2
White, Native American, and Pacific Islander	1	1	0	0	0	1	1	0	0
White, Asian, and Pacific Islander	4	5	7	7	6	4	3	5	6
African American, Native American, and Asian	1	1	1	2	5	3	2	2	2
African American, Asian, and Pacific Islander	1	0	1	1	2	2	2	2	0
Native American, Asian, and Pacific Islander	1	1	0	0	0	0	0	0	0
White, African American, Native American, and Asian	4	3	2	2	1	2	1	1	1
White, Native American, Asian, and Pacific Islander	1	1	1	1	1	0	0	0	0
White, African American, Native American, and Pacific Islander	0	0	1	2	2	1	1	1	0
Non Resident	1,153	1,361	1,476	1,451	1,471	1,469	1,335	1,083	1,025
TOTAL Identified	17,223	17,893	18,972	19,794	19,487	19,117	19,412	18,688	18,524
Unknown (Excluding Non Resident)	1,175	1,059	1,052	973	974	856	899	716	658
TOTAL Enrolled	18,398	18,952	20,024	20,767	20,461	19,973	20,311	19,404	19,182

## Student Trends-By Academic Year and Term

Note: Full-Time follows CO definition of 9 or more units for Master's or Doctoral.

### All Students

Total	2018.19			2019.20			2020.21		2021.22
	Fall	Winter	Spring	Fall	Winter	Spring	Fall	Spring	Fall
	19,973	18,438	17,404	20,311	18,747	17,554	19,404	17,924	19,182
<b>Age</b>									
Lowest thru 17	617	165	17	576	160	20	523	141	479
18-21	9,678	8,930	8,291	9,534	8,765	8,184	9,288	7,906	8,757
22-24	4,840	4,715	4,578	4,906	4,729	4,602	4,514	4,578	4,461
25-29	2,872	2,757	2,616	2,788	2,692	2,604	2,716	2,837	2,876
30-39	1,466	1,411	1,341	1,402	1,333	1,278	1,583	1,654	1,752
40 thru highest	838	769	711	767	759	716	780	808	857
Average Unit Load	13.1	13.3	13.2	13.3	13.4	13.5	12.7	12.5	12.3
Average Age	23.3	23.6	23.7	23.4	23.6	23.7	23.5	24.1	23.9
<b>Sex</b>									
Female	12,200	11,289	10,660	12,467	11,523	10,821	12,167	11,270	12,099
Male	7,773	7,149	6,744	7,844	7,224	6,733	7,237	6,654	7,083
<b>Enrollment Status</b>									
Full-Time	17,089	15,825	14,829	17,498	16,149	15,031	15,885	14,235	15,044
Part-Time	2,884	2,613	2,575	2,813	2,598	2,523	3,519	3,689	4,138
<b>Ethnicity (IPEDS)</b>									
African American	984	908	860	1,002	912	859	975	913	962
Asian	1,039	965	909	1,038	955	903	986	960	1,025
Hispanic	12,564	11,615	11,073	13,084	12,131	11,503	12,850	11,765	12,709
Native American	36	32	26	37	30	35	41	37	30
Native Hawaiian/Other PI	36	32	29	29	25	22	30	27	28
Non-Resident	1,469	1,361	1,301	1,335	1,233	1,108	1,083	927	1,025
Two or More Races	485	434	419	452	415	397	421	399	411
Unknown	856	779	664	899	768	661	716	676	658
White	2,504	2,312	2,123	2,435	2,278	2,066	2,302	2,220	2,334
<b>Residence</b>									
San Bernardino County	10,855	10,029	9,385	11,021	10,194	9,462	10,506	9,650	10,208
Riverside County	6,318	5,811	5,510	6,499	5,978	5,671	6,351	5,925	6,345
Other California	1,240	1,157	1,132	1,354	1,252	1,219	1,386	1,343	1,531
Other US	74	64	61	76	69	63	59	56	56
Foreign	1,486	1,377	1,316	1,361	1,254	1,139	1,102	950	1,042
<b>College of Major</b>									
A&L	3,131	2,888	2,761	3,192	2,964	2,781	3,003	2,822	2,848
EDU	949	963	879	968	939	860	1,013	1,083	1,131
JHBC	3,968	3,723	3,593	3,960	3,639	3,436	3,617	3,396	3,609
NS	5,811	5,340	5,095	6,072	5,595	5,357	5,754	5,228	5,589
SBS	5,347	4,862	4,651	5,307	4,941	4,721	5,285	4,919	5,414
UNV	767	661	424	811	667	397	730	476	589
<b>Class Level</b>									
First-Time Freshmen	2,682	9	8	2,885	8	5	2,286	10	2,001
Freshmen	1,596	3,146	2,388	1,356	3,100	2,409	1,240	2,210	1,118
Sophomore	2,538	2,616	2,512	2,693	2,804	2,498	2,657	2,459	2,213
Junior	5,084	4,582	4,002	5,341	4,638	4,126	5,595	5,280	5,777
Senior	5,954	5,965	6,474	5,839	6,084	6,521	5,345	5,624	5,595
Post-Bacc	363	397	331	365	388	339	441	530	544
Masters	1,688	1,655	1,620	1,763	1,676	1,604	1,782	1,758	1,883
Doctoral	68	68	69	69	49	52	58	53	51
Freshmen as % of New	45.6%	3.5%	4.7%	44.4%	4.1%	3.6%	36.9%	1.0%	34.9%
Transfers as % of New	41.1%	15.6%	23.7%	42.3%	16.8%	35.0%	46.3%	64.0%	48.5%
Post-Baccs as % of New	2.7%	31.3%	8.9%	2.9%	20.8%	9.3%	5.0%	16.3%	4.3%
Master's/EdD as % of New	10.6%	49.6%	62.7%	10.4%	58.4%	52.1%	11.9%	18.6%	12.3%



## Student Trends-By Academic Year and Term

Note: Full-Time follows CO definition of 9 or more units for Master's or Doctoral.

### First-Time Freshmen

Total	2018.19			2019.20			2020.21		2021.22
	Fall	Winter	Spring	Fall	Winter	Spring	Fall	Spring	Fall
	2,682	9	8	2,885	8	5	2,286	10	2,001
<b>Age</b>									
Lowest thru 17	403			390			352		297
18-21	2,476	6	4	2,287	7	8	1,927	7	1,696
22-24	5	1	1	5	1		5	2	4
25-29	1	1					1	1	1
30-39							1		3
40 thru highest					1				
Average Unit Load	14.3	13.2	11.9	14.4	13.9	12.2	13.9	13.1	13.9
Average Age	18.0	24.8	19.8	18.0	20.5	20.0	17.9	20.6	18.0
<b>Sex</b>									
Female	1,676	1	1	1,796	2	2	1,491	4	1,218
Male	1,006	8	7	1,089	6	3	795	6	783
<b>Enrollment Status</b>									
Full-Time	2,654	8	7	2,846	7	4	2,199	10	1,908
Part-Time	28	1	1	39	1	1	87		93
<b>Ethnicity (IPEDS)</b>									
African American	115			103			87		85
Asian	122	1		129	1		129		128
Hispanic	2,009			2,218		1	1,755	3	1,505
Native American	4			3			4		
Native Hawaiian/Other PI	5			2			3		4
Non-Resident	155	6	7	118	7	3	82	5	64
Two or More Races	47			57			42		45
Unknown	79	1		97			29		27
White	146	1	1	158		1	155	2	143
<b>Residence</b>									
San Bernardino County	1,496	1		1,650	1	1	1,310	3	1,138
Riverside County	833	1	1	895			721	1	593
Other California	196			213		1	162	1	194
Other US	2			9			11		12
Foreign	155	7	7	118	7	3	82	5	64
<b>College of Major</b>									
A&L	355	1		351			279	2	208
EDU	2								
JHBC	372	5	4	362	4	1	331	7	328
NS	1,087	1	4	1,283	2	1	900	1	826
SBS	580	2		636	2	1	497		456
UNV	286			253		2	279		183
<b>Class Level</b>									
First-Time Freshmen	2,682	9	8	2,885	8	5	2,286	10	2,001
Freshmen as % of New	45.6%	3.5%	4.7%	44.4%	4.1%	3.6%	36.9%	1.0%	34.9%
Transfers as % of New	41.1%	15.6%	23.7%	42.3%	16.8%	35.0%	46.3%	64.0%	48.5%
Post-Baccs as % of New	2.7%	31.3%	8.9%	2.9%	20.8%	9.3%	5.0%	16.3%	4.3%
Master's/EdD as % of New	10.6%	49.6%	62.7%	10.4%	58.4%	52.1%	11.9%	18.6%	12.3%



## Student Trends-By Academic Year and Term

Note: Full-Time follows CO definition of 9 or more units for Master's or Doctoral.

### New Transfers

Total	2018.19			2019.20			2020.21		2021.22
	Fall	Winter	Spring	Fall	Winter	Spring	Fall	Spring	Fall
	2,418	40	40	2,749	33	49	2,871	623	2,778
<b>Age</b>									
Lowest thru 17	2								
18-21	633	10	21	1,022	814	127	716	9	11
22-24	879	15	9	746	921	195	926	6	17
25-29	533	8	5	522	617	167	666	6	8
30-39	249	4	5	345	372	105	299	10	10
40 thru highest	122	3		143	147	29	142	2	3
Average Unit Load	13.2	13.0	12.9	13.5	13.5	13.5	12.7	11.6	12.3
<b>Average Age</b>									
	25.4	26.1	23.2	25.6	28.5	26.9	25.7	26.4	25.2
<b>Sex</b>									
Female	1,465	14	8	1,661	32	6	1,836	353	1,803
Male	953	26	32	1,088	17	27	1,035	270	975
<b>Enrollment Status</b>									
Full-Time	2,155	33	34	2,465	30	47	2,287	435	2,054
Part-Time	263	7	6	284	3	2	584	188	724
<b>Ethnicity (IPEDS)</b>									
African American	129	2	1	141	3	1	170	36	142
Asian	115	1	1	120	1	6	142	40	125
Hispanic	1,386	4	6	1,612	9	17	1,808	371	1,725
Native American	4			6		1	7	1	4
Native Hawaiian/Other PI	5			5			5		4
Non-Resident	175	22	29	187	14	16	120	36	195
Two or More Races	52	1	1	62	2	1	64	12	67
Unknown	108		1	114		1	96	23	85
White	444	10	1	502	4	6	459	104	431
<b>Residence</b>									
San Bernardino County	1,184	11	5	1,345	5	11	1,477	282	1,305
Riverside County	931	5	4	1,045	25	5	1,096	214	1,066
Other California	110	1	2	163	3	2	172	90	207
Other US	18	1		9		1	5	1	4
Foreign	175	22	29	187	16	14	121	36	196
<b>College of Major</b>									
A&L	449	7	3	546		1	550	129	445
EDU	7			5			8	2	8
JHBC	545	20	27	595	20	10	543	156	556
NS	514	8	6	533	6	30	569	155	575
SBS	896	5	4	1,056	6	3	1,163	171	1,187
UNV	7			14	1	5	38	10	6
<b>Class Level</b>									
Freshmen	8	1	2	6			6		1
Sophomore	49	12	15	56	10	11	99	25	99
Junior	2,176	24	16	2,664	23	35	2,751	591	2,633
Senior	185	3	7	23		3	15	7	45
<b>Percentages</b>									
Freshmen as % of New	45.6%	3.5%	4.7%	44.4%	4.1%	3.6%	36.9%	1.0%	34.9%
Transfers as % of New	41.1%	15.6%	23.7%	42.3%	16.8%	35.0%	46.3%	64.0%	48.5%
Post-Baccs as % of New	2.7%	31.3%	8.9%	2.9%	20.8%	9.3%	5.0%	16.3%	4.3%
Master's/EdD as % of New	10.6%	49.6%	62.7%	10.4%	58.4%	52.1%	11.9%	18.6%	12.3%



## Student Trends-By Academic Year and Term

Note: Full-Time follows CO definition of 9 or more units for Master's or Doctoral.

		New Post-Baccs								
Total	2018.19			2019.20			2020.21		2021.22	
	Fall	Winter	Spring	Fall	Winter	Spring	Fall	Spring	Fall	
	158	80	15	190	41	13	309	159	246	
<b>Age</b>										
18-21	8	6	1	4	1		3	1		
22-24	91	97	50	54	9	3	55	27		
25-29	63	97	53	72	14	9	54	24	5	
30-39	54	84	35	43	14	1	28	20	5	
40 thru highest	30	25	20	17	3		18	8	5	
Average Unit Load	14.2	11.1	8.9	14.2	13.7	12.6	13.0	12.5	12.8	
Average Age	28.8	29.6	35.5	29.1	29.2	27.3	28.9	30.1	29.6	
<b>Sex</b>										
Female	99	56	12	111	32	10	200	105	163	
Male	59	24	3	79	9	3	109	54	83	
<b>Enrollment Status</b>										
Full-Time	145	61	7	178	37	12	298	150	234	
Part-Time	13	19	8	12	4	1	11	9	12	
<b>Ethnicity (IPEDS)</b>										
African American	7	3		8	1	2	10	6	6	
Asian	3	2	1	7		2	5	8	16	
Hispanic	84	47	9	90	24	5	193	90	143	
Native American				1						
Native Hawaiian/Other PI				1			1			
Non-Resident	7	2		7	1		11	4	5	
Two or More Races	2	2		6	2		5	4	3	
Unknown	6	3		16	1	1	17	9	10	
White	49	21	5	54	12	3	67	38	63	
<b>Residence</b>										
San Bernardino County	78	47	8	100	22	6	151	78	118	
Riverside County	68	29	7	80	16	6	134	70	109	
Other California	5	2		3	2	1	13	7	14	
Foreign	7	2		7	1		11	4	5	
<b>College of Major</b>										
EDU	154	80	15	187	41	1	306	143	239	
NS	3			3		12	3	16	7	
UNV	1									
<b>Class Level</b>										
Post-Bacc	158	80	15	190	41	13	309	159	246	
Freshmen as % of New	45.6%	3.5%	4.7%	44.4%	4.1%	3.6%	36.9%	1.0%	34.9%	
Transfers as % of New	41.1%	15.6%	23.7%	42.3%	16.8%	35.0%	46.3%	64.0%	48.5%	
Post-Baccs as % of New	2.7%	31.3%	8.9%	2.9%	20.8%	9.3%	5.0%	16.3%	4.3%	
Master's/EdD as % of New	10.6%	49.6%	62.7%	10.4%	58.4%	52.1%	11.9%	18.6%	12.3%	



## Student Trends-By Academic Year and Term

Note: Full-Time follows CO definition of 9 or more units for Master's or Doctoral.

### New Master's/Doctoral

Total	2018.19			2019.20			2020.21		2021.22
	Fall	Winter	Spring	Fall	Winter	Spring	Fall	Spring	Fall
	622	127	106	679	115	73	735	181	705
<b>Age</b>									
18-21	22	16	3	16	1	2	16	3	2
22-24	232	211	38	194	23	12	170	31	21
25-29	197	221	49	196	39	19	194	36	29
30-39	159	170	44	161	34	24	144	30	30
40 thru highest	95	117	47	112	18	16	98	27	24
Average Unit Load	9.8	9.1	8.5	9.9	9.8	8.7	9.5	8.6	9.5
Average Age	30.3	32.3	33.2	30.7	31.5	32.4	30.6	33.1	29.8
<b>Sex</b>									
Female	411	79	63	484	75	40	491	112	467
Male	211	48	43	195	40	33	244	69	238
<b>Enrollment Status</b>									
Full-Time	279	43	33	321	49	22	460	97	462
Part-Time	343	84	73	358	66	51	275	84	243
<b>Ethnicity (IPEDS)</b>									
African American	43	13	2	49	11	5	47	17	51
Asian	34	10	5	31	4	1	44	9	33
Hispanic	297	56	39	347	54	31	391	77	352
Native American	1	1		5		1	1	2	
Native Hawaiian/Other PI	2			2			2		
Non-Resident	53	11	21	56	17	6	42	18	93
Two or More Races	18		3	17	2	4	23	5	22
Unknown	31	17	11	33	7	6	29	11	29
White	143	19	25	139	20	19	156	42	125
<b>Residence</b>									
San Bernardino County	307	66	51	327	55	24	349	83	305
Riverside County	171	36	21	195	29	23	228	53	189
Other California	84	14	13	94	13	20	108	26	113
Other US	7			7			8	1	4
Foreign	53	11	21	56	18	6	42	18	94
<b>College of Major</b>									
A&L	27	9	3	47	5	3	49	19	45
EDU	183	30	29	231	33	21	218	65	219
JHBC	199	61	50	193	56	34	210	67	186
NS	65	20	14	59	16	9	71	16	85
SBS	144	5	10	149	5	6	186	14	170
UNV	4	1							
<b>Class Level</b>									
Masters	605	127	105	666	115	73	716	181	689
Doctoral	17		1	13			19		16
<b>Percentages of New</b>									
Freshmen as % of New	45.6%	3.5%	4.7%	44.4%	4.1%	3.6%	36.9%	1.0%	34.9%
Transfers as % of New	41.1%	15.6%	23.7%	42.3%	16.8%	35.0%	46.3%	64.0%	48.5%
Post-Baccs as % of New	2.7%	31.3%	8.9%	2.9%	20.8%	9.3%	5.0%	16.3%	4.3%
Master's/EdD as % of New	10.6%	49.6%	62.7%	10.4%	58.4%	52.1%	11.9%	18.6%	12.3%

## Historical Fall Term Enrollments by Academic Plan

Note: counts of detailed majors are derived from local academic plan codes and may vary slightly from final CO official file major counts.

### College of Arts & Letters - Fall Terms

Department	Academic Plan	+ 2016	+ 2017	+ 2018	+ 2019	+ 2020	+ 2021	
AMST	AMSG: Am Stud Trk I	2	2	1	1			
	<b>Total</b>	2	2	1	1			
ARAB	ARAB: Arabic	18	13	11	6	7	7	
	<b>Total</b>	18	13	11	6	7	7	
ART	AGDM: Art Design&Mkt	92	95	99	114	72	31	
	AHST: Art History					8	15	
	ARSA: Studio Art		1	1				
	ART_: Art	7	8	4	1			
	ARTG: Art Grph Design	180	173	181	208	144	92	
	ARTH: Art History	16	16	11	11	7	4	
	ARTM: Art Masters						3	
	ARTS: Art Studio Art	119	97	109	117	113	102	
	ARTT: Art Teaching	8	3	1				
	ARVA: Art Art Ed/Art Therapy	30	37	51	46	34	14	
	ARVC: Art Public Practices		3	1	3			
	ATSA: Art: Studio Art					9	41	
	ATVS: Art: Visual Studies					10	23	
	DEST: Design Studies					31	59	
	DSID: Design: Interface Design					9	20	
	DSMK: Design: Marketing					28	46	
	DSMO: Design: Motion Graphics					3	7	
	DSTD: Design: 3D Design					15	19	
	STAD: Studio Art Design	4						
	STAR: Studio Art	8	12	11	12	10	14	
	STAS: Studio Art Studies					5	19	
	<b>Total</b>		464	445	469	512	498	509
	COMM	CHOC: Comm Human Org Comm	108	106	136	141	73	21
		CHUM: Human Comm	10	3	1			
		CIMC: CommSt IntgMkt	13	9	5	2	2	
		CMAS: Mass Comm	42	16	6	3		
		CMIC: Intercultural	1					
CMIP: Comm Individual		1	1	8	6	25	19	
CMMS: Comm Media Studies		210	224	218	234	231	212	
CMRO: Communication: Relational and Organizational Communica						60	108	
CMSC: Communication: Strategic Communication						13	44	
COMM: Communication		75	50	31	17	6	1	
COMS: Comm Studies		24	28	27	31	29	34	
CPAR: Public Argument		1						
CPBR: Public Relations		169	171	158	160	96	31	
<b>Total</b>		654	608	590	594	535	470	
ENG		ELNG: English Linguistics	59	64	78	71	69	68
		ENAL: Eng Comp App Ling	21	16	13	8	10	4
	ENCL: Eng Comp Eng Lit	31	23	31	36	23	4	
	ENCW: Creative Writing	147	167	158	161	156	146	
	ENG_: English	56	56	32	14	4	1	
	ENGC: English Comp	20	22	22	15	10	2	
	ENLT: English Lit	159	172	188	201	188	203	
	ERWS: English: Rhetoric and Writing Studies					6	14	
	ESDS: English: Self-Directed Study						1	
	EWAL: English and Writing Studies: Applied Linguistics and T					4	10	
	EWCR: English and Writing Studies: Composition and Rhetoric					23	13	
	EWLT: English and Writing Studies: Literature					27	18	
	EWPD: English and Writing Studies: Pedagogy						3	
	EWPP: English and Writing Studies: Public and Professional W					21	7	
	<b>Total</b>	493	520	522	506	541	494	
	FREN	FRBS: French Business			1		2	
		FREN: French	1	1				
		FRFR: French & Francophone	8	8	4	5	2	2
		FRTT: French Teach	3	2	6	2	1	
<b>Total</b>		12	11	11	7	5	2	
LBST	LBAL: Lib St Art & Letters	60	63	36	25	20	8	
	LBIT: Lib St Integrated	615	564	504	457	435	478	
	LBST: Lib Studies	441	520	622	688	637	491	
	LIBA: Liberal Arts					6	53	
	LSSS: Lib St Spanish	3	8	3	5	11	23	
<b>Total</b>	1,119	1,155	1,165	1,175	1,109	1,053		
MUS	MCOM: Music III Comm	4	1					
	MGEN: Music General	3	4	2				
	MHST: Music History	1						
	MTEC: Music Tech	7	5	2				
	MUED: Music II Educ	16	11	6				
	MUIP: Music: Instrumental Performance					2	3	
	MUME: Music: Music Education					12	10	
	MUPC: Music Perform	11	5	2				
	MUPG: Music Perf: Guitar Conc			1	1	2	1	
	MUPI: Music Perf: Instrument Conc	1	5	3	2	4	3	
	MUPV: Music Perf: Vocal Conc	1						
	MUS_: Music	55	63	67	75	57	46	
	MUVP: Music: Vocal Performance					3	2	
	PBMP: PBMP		1					
	PBMP: Pre-Music Performance			1	5	1	1	
	PBMU: Pre-Bachelor of Music					4	4	
<b>Total</b>	99	95	84	83	85	70		
PHIL	PHIL: Philosophy	39	25	28	33	24	29	
	<b>Total</b>	39	25	28	33	24	29	
SPAN	SHAL: Hispanic Applied Linguistics	4	5	3	6	4	1	
	SHLL: Hispanic Lit	76	79	107	118	91	73	
	SLLC: Hispanic Lit	17	17	11	17	11	2	
	SPAN: Spanish	21	16	4	2	1		
	SPBS: Spanish Bus	15	15	7	7	9	7	
	SPCO: Spanish Comm	21	21	24	21	15	18	
	SPHC: Spanish HispCult	9	10	6	10	18	17	
	SPNM: SpanishMA	1				13	28	
	<b>Total</b>	164	163	162	181	162	146	
	TA	TA_: Theatre Arts	3	2				
TACT: TA Acting		50	47	48	59	44	33	
TDAN: TA Dance		3	6	8	6	2	1	
TDED: TA Drama Educ		4	3	1	3	3	2	
TDES: TA Design Tech		18	25	24	20	18	17	
TMUS: TA Musical		11	4	7	9	14	11	
<b>Total</b>		89	87	88	94	81	64	
WLL		FRLC: French: French Language and Cultures						4
	<b>Total</b>						4	
<b>Grand Total</b>		3,153	3,124	3,131	3,192	3,047	2,848	



## Enrollment by Academic Plan Fall 2021

Note: counts of detailed majors are derived from local academic plan codes and may vary slightly from final CO official file major counts.

### College of Arts & Letters - Fall Majors

Department Academic Plan		First-Time Freshmen	Freshmen	Sophomore	Junior	Senior	Graduate	Total
ARAB	ARAB: Arabic			1	5	1		7
	<b>Total</b>			1	5	1		7
ART	AGDM: Art Design&Mkt		1	4	5	21		31
	AHST: Art History	3	2		7	3		15
	ARTG: Art Grph Design		1	16	21	54		92
	ARTH: Art History					4		4
	ARTM: Art Masters						3	3
	ARTS: Art Studio Art	11	10	12	37	32		102
	ARVA: Art Art Ed/Art Therapy			2	3	9		14
	ATSA: Art: Studio Art	11	1	3	23	3		41
	ATVS: Art: Visual Studies	3	4	1	8	7		23
	DEST: Design Studies	4	4	8	26	17		59
	DSID: Design: Interface Design	5	3		11	1		20
	DSMK: Design: Marketing	4	3	3	17	19		46
	DSMO: Design: Motion Graphics	1	1	1		4		7
	DSTD: Design: 3D Design	7	4	2	4	2		19
	STAR: Studio Art						14	14
	STAS: Studio Art Studies	1	1	2	11	4		19
	<b>Total</b>	50	35	54	173	180	17	509
COMM	CHOC: Comm Human Org Comm			5	4	12		21
	CMIP: Comm Individual	2		1	10	6		19
	CMMS: Comm Media Studies	14	9	21	87	81		212
	CMRO: Communication: Relational and Organizational Communica	2	4	5	42	55		108
	CMSC: Communication: Strategic Communication	3		5	23	13		44
	COMM: Communication					1		1
	COMS: Comm Studies						34	34
	CPBR: Public Relations			3	11	17		31
	<b>Total</b>	21	13	40	177	185	34	470
ENG	ELNG: English Linguistics	3	4	4	24	33		68
	ENAL: Eng Comp App Ling						4	4
	ENCL: Eng Comp Eng Lit						4	4
	ENCW: Creative Writing	17	5	17	46	61		146
	ENG_: English			1				1
	ENGC: English Comp						2	2
	ENLT: English Lit	15	5	19	96	68		203
	ERWS: English: Rhetoric and Writing Studies		2	1	10	1		14
	ESDS: English: Self-Directed Study				1			1
	EWAL: English and Writing Studies: Applied Linguistics and T						10	10
	EWCR: English and Writing Studies: Composition and Rhetoric						13	13
	EWLT: English and Writing Studies: Literature						18	18
	EWPD: English and Writing Studies: Pedagogy						3	3
	EWPP: English and Writing Studies: Public and Professional W						7	7
	<b>Total</b>	35	16	42	177	163	61	494
FREN	FRFR: French & Francophone				1	1		2
	FRTT: French Teach							
	<b>Total</b>				1	1		2
LBST	LBAL: Lib St Art & Letters			1		7		8
	LBIT: Lib St Integrated	17	10	43	158	250		478
	LBST: Lib Studies	39	32	58	135	227		491
	LIBA: Liberal Arts	8	3	6	20	16		53
	LSSS: Lib St Spanish	6	2	10	1	4		23
	<b>Total</b>	70	47	118	314	504		1,053
MUS	MUIP: Music: Instrumental Performance			1	1	1		3
	MUME: Music: Music Education			1	1	8		10
	MUPG: Music Perf: Guitar Conc			1				1
	MUPI: Music Perf: Instrument Conc			1		2		3
	MUS_: Music	10	2	10	11	13		46
	MUVP: Music: Vocal Performance					2		2
	PBMP: Pre-Music Performance				1			1
	PBMU: Pre-Bachelor of Music	1	2	1				4
	<b>Total</b>	11	4	15	14	26		70
PHIL	PHIL: Philosophy	1		5	12	11		29
	<b>Total</b>	1		5	12	11		29
SPAN	SHAL: Hispanic Applied Linguistics						1	1
	SHLL: Hispanic Lit	3	2	10	31	27		73
	SLLC: Hispanic Lit						2	2
	SPBS: Spanish Bus	2		1	2	2		7
	SPCO: Spanish Comm	1	3	2	7	5		18
	SPHC: Spanish HispCult	3	2	1	8	3		17
	SPNM: SpanishMA						28	28
	<b>Total</b>	9	7	14	48	37	31	146
TA	TACT: TA Acting	4		3	18	8		33
	TDAN: TA Dance					1		1
	TDED: TA Drama Educ			1		1		2
	TDES: TA Design Tech	2	1	3	7	4		17
	TMUS: TA Musical	4	2	2		3		11
	<b>Total</b>	10	3	9	25	17		64
WLL	FRFS: French: French Studies				3			4
	FRLC: French: French Language and Cultures	1						4
	<b>Total</b>	1			3			4
<b>Grand Total</b>		<b>208</b>	<b>125</b>	<b>298</b>	<b>949</b>	<b>1,125</b>	<b>143</b>	<b>2,848</b>

## Historical Fall Term Enrollments by Academic Plan

Note: counts of detailed majors are derived from local academic plan codes and may vary slightly from final CO official file major counts.

### College of Business & Public Administration - Fall Terms

Department	Academic Plan	+ 2016	+ 2017	+ 2018	+ 2019	+ 2020	+ 2021
ACFN	ACCM: Bus Adm Acct	1					
	ACCT: Accounting	798	754	695	642	546	524
	ACCY: Accountancy	25	60	57	51	43	52
	ACIS: Acct InfoSys	3					
	ACPR: Acct Prof Acct	39	16	2	1	1	1
	ACTM: Bus Adm Acct Focus	12	19	19	13	11	9
	BSEC: Business Econ	2	1				
	FIN_: Finance	321	370	422	379	315	303
	FINM: Finance Masters	2					
	FINN: Bus Adm Fin Focus	12	16	15	24	18	16
	RLST: Real Estate	27	24	32	32	42	69
	<b>Total</b>	<b>1,242</b>	<b>1,260</b>	<b>1,242</b>	<b>1,142</b>	<b>976</b>	<b>974</b>
ADMN	ADMM: Business Admin	18	18	19	10	2	
	ADMN: Administration	153	96	46	40	7	4
	ADPR: Bus Admin Prof	56	16	28	37	21	8
	EXEC: Business Administration: Executive Program					12	13
	<b>Total</b>	<b>227</b>	<b>130</b>	<b>93</b>	<b>87</b>	<b>42</b>	<b>25</b>
CBP	Z101: Certificate: Acct	1					
	<b>Total</b>	<b>1</b>					
FIN	FNPL: Fin Planning	20	20	14	19	18	17
	<b>Total</b>	<b>20</b>	<b>20</b>	<b>14</b>	<b>19</b>	<b>18</b>	<b>17</b>
IDS	BITM: Bus Adm Intel & IT Focus	8	10	13	19	24	6
	BSAN: Admin: Bus Analytics	2	49	63	77	73	134
	CISS: Info Mgt Comp	1					
	CSEC: Bus Adm Cyber Sec Focus	18	26	31	29	22	25
	CYSC: Admin: Cyber Security Cntrn	128	74	41	15	1	
	GSCH: Bus Adm Global Sup Cntrn Focus	6	10	14	14	8	9
	INAS: Security Mgmt	1	1	1			
	INFO: Info Management	1	1	3	2		1
	INSS: Admin Info Sys IS Spec	3					
	INST: Admin: Info Systems & Tech Cntrn	116	81	78	72	68	66
	ISBI: Information Systems and Technology: Business Intelligence					13	36
	ISCI: Info Systems & Tech-CIS Option	21	45	30	29	26	10
	ISCS: Info Systems & Tech-Cyber Sec Option	44	23	12	4	1	1
	ISCY: Info Systems & Tech-Cyber Security Option	63	195	307	381	377	422
	ISEC: Administration: Information Security					4	11
	ISIN: Info Systems & Tech-Intelligence Option	5	11	14	14	10	5
	ISNS: Information Systems and Technology: National Security					7	13
	ISPA: Info Systems & Tech-Public Admin Option	1	4	6	5	1	
	ISTB: Business Intelligence and Information Technology Track			8	26	36	40
	ISTC: Cyber Security Career Track			11	19	28	30
SCM_: SupplyChain					12	33	
SCTM: Supply Chain Trans Mgmt	55	59	54	47	25	8	
<b>Total</b>	<b>473</b>	<b>589</b>	<b>686</b>	<b>753</b>	<b>736</b>	<b>850</b>	
MGMT	ENIN: Entrepreneurship and Innovation					10	18
	ENTM: EntrepreneurUG	170	106	49	27	8	6
	ENTP: Bus Adm Entrep Focus	11	14	12	12	9	9
	ENTR: EntrepreneurGr	49	100	134	181	218	215
	GLBU: Bus Adm Global Bus Conc	1					
	HRMG: Human Rsrcs Mgmt	206	238	230	242	232	205
	MANM: Bus Adm Mgmt Focus	15	26	34	38	53	57
	MGHR: Mgt HR	1	1				1
	MGM: General Mgt	1					
	MNGT: Admin Mgmt Conctrn	588	587	593	578	520	454
	<b>Total</b>	<b>1,042</b>	<b>1,072</b>	<b>1,052</b>	<b>1,078</b>	<b>1,050</b>	<b>965</b>
MKTG	HOSM: Hospitality Mgmt			1	4	16	20
	INBF: Admin Intl Bus Conc Func	40	25	28	32	23	9
	INBR: Admin Intl Bus Conc Reg	63	80	56	40	28	12
	INBS: Admin: Inter Busines	48	58	57	48	23	11
	INTB: Inter Nation Bus	2				19	55
	MKTG: Marketing	387	394	359	362	329	309
	MRKM: Bus Adm Mkg Mgmt Focus	14	7	18	20	18	20
	SPEN: Admin Sprts Ent	83	79	88	72	67	70
	<b>Total</b>	<b>637</b>	<b>643</b>	<b>607</b>	<b>578</b>	<b>523</b>	<b>506</b>
PA	PA_: Public Admin	79	77	74	67	58	48
	PACS: Public Admin Cyber Sec Conc	17	23	18	19	6	9
	PAFM: Public Admin Fin Mgmt	12	17	16	31	34	43
	PAIA: Pub Admin: Info Assurance & Security Mgmt Conc	2					
	PALD: Public Admin Leader	15	41	58	89	110	126
	PAM_: Public Admin	156	99	108	97	47	23
	PANP: Public Administration: Nonprofit Leadership					17	23
<b>Total</b>	<b>281</b>	<b>257</b>	<b>274</b>	<b>303</b>	<b>272</b>	<b>272</b>	
<b>Grand Total</b>	<b>3,923</b>	<b>3,971</b>	<b>3,968</b>	<b>3,960</b>	<b>3,617</b>	<b>3,609</b>	



### Enrollment by Academic Plan Fall 2021

Note: counts of detailed majors are derived from local academic plan codes and may vary slightly from final CO official file major counts.

#### College of Business & Public Administration - Fall Majors

Department	Academic Plan	First-Time Freshmen	Freshmen	Sophomore	Junior	Senior	Graduate	Total
ACFN	ACCT: Accounting	43	19	63	188	211		524
	ACCY: Accountancy						52	52
	ACPR: Acct Prof Acct						1	1
	ACTM: Bus Adm Acct Focus						9	9
	FIN_: Finance	25	12	41	93	132		303
	FINN: Bus Adm Fin Focus						16	16
	RLST: Real Estate	26	5	13	15	10		69
	<b>Total</b>	<b>94</b>	<b>36</b>	<b>117</b>	<b>296</b>	<b>353</b>	<b>78</b>	<b>974</b>
ADMN	ADMN: Administration			3	1			4
	ADPR: Bus Admin Prof						8	8
	EXEC: Business Administration: Executive Program						13	13
	<b>Total</b>			<b>3</b>	<b>1</b>		<b>21</b>	<b>25</b>
FIN	FNPL: Fin Planning	2	3	4	5	3		17
	<b>Total</b>	<b>2</b>	<b>3</b>	<b>4</b>	<b>5</b>	<b>3</b>		<b>17</b>
IDS	BITM: Bus Adm Intel & IT Focus						6	6
	BSAN: Admin: Bus Analytics	36	13	29	38	18		134
	CSEC: Bus Adm Cyber Sec Focus						25	25
	GSCH: Bus Adm Global Sup Chn Focus						9	9
	INFO: Info Management				1			1
	INST: Admin: Info Systems & Tech Cntrn	3	1	6	26	30		66
	ISBI: Information Systems and Technology: Business Intellige	2	1	7	15	11		36
	ISCI: Info Systems & Tech-CIS Option			2	1	7		10
	ISCS: Info Systems & Tech-Cyber Sec Option					1		1
	ISCY: Info Systems & Tech-Cyber Security Option	39	18	37	162	166		422
	ISEC: Administration: Information Security	1	1		8	1		11
	ISIN: Info Systems & Tech-Intelligence Option			2	2	1		5
	ISNS: Information Systems and Technology: National Security	1	3	3	3	3		13
	ISTB: Business Intelligence and Information Technology Track						40	40
	ISTC: Cyber Security Career Track						30	30
	SCM_: SupplyChain	2	1		14	13		33
	SCTM: Supply Chain Trans Mgmt			1	1	6		8
	<b>Total</b>	<b>84</b>	<b>38</b>	<b>90</b>	<b>271</b>	<b>257</b>	<b>110</b>	<b>850</b>
MGMT	ENIN: Entrepreneurship and Innovation						18	18
	ENTM: EntrepreneurUG	2			1	3		6
	ENTP: Bus Adm Entrep Focus						9	9
	ENTR: EntrepreneurGr	35	25	38	57	60		215
	HRMG: Human Rsrcs Mgmt	13	9	20	75	88		205
	MANM: Bus Adm Mgmt Focus						57	57
	MGHR: Mgt HR				1			1
	MNGT: Admin Mgmt Conctrn	33	18	56	170	177		454
	<b>Total</b>	<b>83</b>	<b>52</b>	<b>114</b>	<b>304</b>	<b>328</b>	<b>84</b>	<b>965</b>
MKTG	HOSM: Hospitality Mgmt	2	2	5	6	5		20
	INBF: Admin Intl Bus Conc Func				3	6		9
	INBR: Admin Intl Bus Conc Reg			1	3	8		12
	INBS: Admin: Inter Busines			1	5	5		11
	INTB: Inter Nation Bus	26	5	9	11	4		55
	MKTG: Marketing	27	22	39	120	101		309
	MRKM: Bus Adm Mkg Mgmt Focus						20	20
	SPEN: Admin Sprts Ent	8	6	14	21	21		70
	<b>Total</b>	<b>63</b>	<b>35</b>	<b>69</b>	<b>169</b>	<b>150</b>	<b>20</b>	<b>506</b>
PA	PA__: Public Admin	2	2	3	17	24		48
	PACS: Public Admin Cyber Sec Conc						9	9
	PAFM: Public Admin Fin Mgmt						43	43
	PALD: Public Admin Leader						126	126
	PAM_: Public Admin						23	23
	PANP: Public Administration: Nonprofit Leadership						23	23
	PASW: Public Admin (MSW/MPA Concurrent Program)							
	<b>Total</b>	<b>2</b>	<b>2</b>	<b>3</b>	<b>17</b>	<b>24</b>	<b>224</b>	<b>272</b>
<b>Grand Total</b>		<b>328</b>	<b>166</b>	<b>400</b>	<b>1,063</b>	<b>1,115</b>	<b>537</b>	<b>3,609</b>





## Historical Fall Term Enrollments by Academic Plan

Note: counts of detailed majors are derived from local academic plan codes and may vary slightly from final CO official file major counts.

### College of University Studies - Fall Terms

Department	Academic Plan	+ 2016	+ 2017	+ 2018	+ 2019	+ 2020	+ 2021
SINT	AMGT: Advert Manage	1					
	INTD: Interdisc Stud	9	6	6	6	2	1
	SINT: Special Major	3	3	3	3	3	1
	<b>Total</b>	<b>13</b>	<b>9</b>	<b>9</b>	<b>9</b>	<b>5</b>	<b>2</b>
UDCL	CM_P: Course Match PB	1					
	CM_U: Course Match UG	7	6	22	14	22	15
	UDCL: Undeclared	573	515	495	478	513	319
	<b>Total</b>	<b>581</b>	<b>521</b>	<b>517</b>	<b>492</b>	<b>535</b>	<b>334</b>
UNV	NSE_: Incoming NSE	35	23	19	19		
	PTRN: PB Transitory	12	13	10	11	4	5
	UCPB: Udeclared PB	1		1		1	
	UTRN: UG Transitory	103	198	211	280	185	248
	<b>Total</b>	<b>151</b>	<b>234</b>	<b>241</b>	<b>310</b>	<b>190</b>	<b>253</b>
<b>Grand Total</b>		<b>745</b>	<b>764</b>	<b>767</b>	<b>811</b>	<b>730</b>	<b>589</b>



## Enrollment by Academic Plan Fall 2021

**Note:** counts of detailed majors are derived from local academic plan codes and may vary slightly from final CO official file major counts.

### College of University Studies - Fall Majors

Department	Academic Plan	First-Time Freshmen	Freshmen	Sophomore	Junior	Senior	Graduate	Post-Baccalaureate	Total
SINT	INTD: Interdisc Stud						1.0		1.0
	SINT: Special Major	1.0							1.0
	<b>Total</b>	1.0					1.0		2.0
UDCL	CM_U: Course Match UG			2.0	3.0	10.0			15.0
	UDCL: Undeclared	182.0	75.0	43.0	16.0	3.0			319.0
	<b>Total</b>	182.0	75.0	45.0	19.0	13.0			334.0
UNV	PTRN: PB Transitory							5.0	5.0
	UTRN: UG Transitory		211.0	32.0	4.0	1.0			248.0
	<b>Total</b>		211.0	32.0	4.0	1.0		5.0	253.0
<b>Grand Total</b>		183.0	286.0	77.0	23.0	14.0	1.0	5.0	589.0



### Historical Fall Term Enrollments by Academic Plan

Note: counts of detailed majors are derived from local academic plan codes and may vary slightly from final CO official file major counts.

#### College of Education - Fall Terms

Department	Academic Plan	+ 2016	+ 2017	+ 2018	+ 2019	+ 2020	+ 2021	
CED	110.: Art	10	12	5	6	12	12	
	120.: English	44	47	24	30	40	49	
	135.: History				2	1		
	152.: French	2	1	1		1	1	
	158.: Spanish	8	12	12	16	21	30	
	160.: Life Science						1	
	165.: Math	36	26	25	19	19	38	
	166.: Foundation Math	5	2	5	8	11	18	
	167.: Foundation Science	9	8	3	5	5	9	
	170.: Music	8	4	4	6	5	7	
	171.: Chemistry (Spec.)		1					
	174.: Bio Science (Spec.)				1			
	175.: Physical Educ	19	22	31	19	35	42	
	181.: Science: Chemistry	5	5	5	2	5	10	
	182.: Science: Geo Science	4	1		2	1	3	
	183.: Science: Physics	3	2	1	1		2	
	184.: Science: Bio Science	7	13	7	6	10	9	
	185.: Social Science	27	25	27	18	33	57	
	200.: Multiple Subject	72	91	58	63	103	136	
	300P: PB_Designated Subjec	15	12	12	12	10	10	
	300U: UG_Designated Subjec	12	11	10	6	3		
	410.: Reading Language	1						
	430.: Early Childhood Education Specialist	2	1					
	435.: Early Childhood	35	39	39	1			
	436.: Early Childhood Special Education				39	27	11	
	468.: Mild/Moderate	39	42	46				
	469.: Moderate/Severe	18	18	11				
	481.: Edu Specialist Clear Cred Online				55	43	39	
	482.: Moderate/Severe Disabilities				17	26	17	
	490.: Adapted PE	4	6	2	1	3	1	
	501.: Preliminary Admin	4	4	8	8	2	3	
	503.: Administrative Services Internship						3	
	802.: PPS: Counseling	9	9	4	1			
	804.: PPS: Psychology	28	19	4	1	1	1	
	Z525: Certificate: Counseling	1	1	1				
	<b>Total</b>		427	434	345	345	417	509
	EADM	EADM: Educ Admin	81	68	50	56	45	40
		<b>Total</b>	81	68	50	56	45	40
	EBCC	EESL: Educ TESL	72	59	56	50	17	4
<b>Total</b>		72	59	56	50	17	4	
ECLG	ECLG: Coun & Guidance	139	126	134	162	4	1	
	<b>Total</b>	139	126	134	162	4	1	
EDSC	EMSE: Edu Sci Edu	5						
	<b>Total</b>	5						
EDUC	DESC: Designated Subjects Credential Preparation					3		
	EDLE: Educ Leadership	50	31	14	9	3	1	
	HIED: Integrative Edu	2	1					
	<b>Total</b>	52	32	14	9	6	1	
ELT	ELCC: Educ Leadership: CC	18	24	33	36	28	26	
	ELPT: Educ Leader P-12 Spec	11	18	21	24	27	24	
	INDT: Instructional Design and Technology					25	30	
	<b>Total</b>	29	42	54	60	80	80	
ERDG	ERDL: Educ Reading Lit	20	6		1			
	<b>Total</b>	20	6		1			
EREH	EREH: Rehab Counseling	55	54	48	40	49	53	
	<b>Total</b>	55	54	48	40	49	53	
ESPE	ESPE: Special Educ	67	25	11	4	1	1	
	<b>Total</b>	67	25	11	4	1	1	
ETEC	ETEC: Instruct Tech	55	49	46	43	17	3	
	<b>Total</b>	55	49	46	43	17	3	
EVOC	CTEC: Career Tech Studies	19	16	15	15	28	46	
	CTED: Career Educ	35	36	27	27	19	5	
	PCTS: Pre Career & Tech Studies Track		2	1	1			
	<b>Total</b>	54	54	43	43	47	51	
LCI	CURR: Educ C&I	2						
	<b>Total</b>	2						
SERC	CPCC: Counseling: Professional Counseling					1	3	
	CSCC: Counseling: School Counseling					4	17	
	CSPC: Counseling: School and Professional Counseling					137	126	
	SPED: Special Education	37	77	66	74	87	107	
	SPSY: School Psychology	30	50	61	67	77	82	
	<b>Total</b>	67	127	127	141	306	335	
TEF	EDEL: Education: Elementary						1	
	EDSE: Education: Secondary						15	
	ESTM: Educ STEM	9	18	21	14	7	3	
	TESL: Teaching English to Speakers of Other Languages (TESOL)					17	34	
	<b>Total</b>	9	18	21	14	24	53	
<b>Grand Total</b>		1,134	1,094	949	968	1,013	1,131	



### Enrollment by Academic Plan Fall 2021

Note: counts of detailed majors are derived from local academic plan codes and may vary slightly from final CO official file major counts.

#### College of Education - Fall Majors

Department	Academic Plan	Junior	Senior	Graduate	Post-Baccalaureate	Total
CED	110_ : Art				12	12
	120_ : English				49	49
	152_ : French				1	1
	158_ : Spanish				30	30
	160_ : Life Science				1	1
	165_ : Math				38	38
	166_ : Foundation Math				18	18
	167_ : Foundation Science				9	9
	170_ : Music				7	7
	175_ : Physical Educ				42	42
	181_ : Science: Chemistry				10	10
	182_ : Science: Geo Science				3	3
	183_ : Science: Physics				2	2
	184_ : Science: Bio Science				9	9
	185_ : Social Science				57	57
	200_ : Multiple Subject				136	136
	300P: PB_Designated Subjec				10	10
	436_ : Early Childhood Special Education				11	11
	481_ : Edu Specialist Clear Cred Online				39	39
	482_ : Moderate/Severe Disabilities				17	17
	490_ : Adapted PE				1	1
	501_ : Preliminary Admin				3	3
	503_ : Administrative Services Internship				3	3
804_ : PPS: Psychology				1	1	
	<b>Total</b>				509	509
EADM	EADM: Educ Admin			40		40
	<b>Total</b>			40		40
EBCC	EESL: Educ TESL			4		4
	<b>Total</b>			4		4
ECLG	ECLG: Coun & Guidance			1		1
	<b>Total</b>			1		1
EDUC	EDLE: Educ Leadership			1		1
	<b>Total</b>			1		1
ELT	ELCC: Educ Leadership: CC			26		26
	ELPT: Educ Leader P-12 Spec			24		24
	INDT: Instructional Design and Technology			30		30
	<b>Total</b>			80		80
EREH	EREH: Rehab Counseling			53		53
	<b>Total</b>			53		53
ESPE	ESPE: Special Educ			1		1
	<b>Total</b>			1		1
ETEC	EETEC: Instruct Tech			3		3
	<b>Total</b>			3		3
EVOC	CTEC: Career Tech Studies	11	8	27		46
	CTED: Career Educ			5		5
	<b>Total</b>	11	8	32		51
SERC	CPCC: Counseling: Professional Counseling			3		3
	CSCC: Counseling: School Counseling			17		17
	CSPC: Counseling: School and Professional Counseling			126		126
	SPED: Special Education			107		107
	SPSY: School Psychology			82		82
	<b>Total</b>			335		335
TEF	EDEL: Education: Elementary			1		1
	EDSE: Education: Secondary			15		15
	ESTM: Educ STEM			3		3
	TESL: Teaching English to Speakers of Other Languages (TESOL)			34		34
	<b>Total</b>			53		53
<b>Grand Total</b>		11	8	603	509	1,131



### Historical Fall Term Enrollments by Academic Plan

Note: counts of detailed majors are derived from local academic plan codes and may vary slightly from final CO official file major counts.

#### College of Natural Sciences - Fall Terms

Department	Academic Plan	+ 2016	+ 2017	+ 2018	+ 2019	+ 2020	+ 2021
BIOL	BIEC: Biology Eco Evo	20	15	20	23	10	6
	BIIT: Biology Teaching	4	2	1	1	1	
	BIOL: Biology	982	1,141	1,172	1,183	1,138	996
	BIOM: Biology Masters	23	17	19	26	28	32
	BMED: Bio Pre Med	468	245	130	66	17	6
	BPMD: Bio Pre Med II	6	3	4	2	3	1
	<b>Total</b>	<b>1,503</b>	<b>1,423</b>	<b>1,346</b>	<b>1,301</b>	<b>1,197</b>	<b>1,041</b>
CHEM	CACS: Chemistry ACS	42	41	46	52	29	16
	CBIO: Chem Biochem	174	178	164	173	150	126
	CHEM: Chemistry	106	108	107	94	108	91
	CHIT: Chemistry Teaching	1	1	1	1		
	EESP: Earth Envrmtl Sci: Prof Sci Option	2	4	5	3	2	2
	ENPS: Env Sci Prof	1					
	ENSI: Environmental Sciences					4	9
<b>Total</b>	<b>326</b>	<b>332</b>	<b>323</b>	<b>323</b>	<b>293</b>	<b>244</b>	
CNS	Z302: Certificate: CompSys	1					
	Z303: Certificate: Fitness		1				
<b>Total</b>	<b>1</b>	<b>1</b>					
CSCI	BINF: Bioinformatics	12	9	8	6	10	12
	COEN: Computer Engineer	356	355	352	341	294	284
	CSCI: Computer Science	469	495	482	535	509	554
	CSQM: Computer Sci MS	41	14	15	16	22	60
	CSGD: Comp Sys GameDev	69	69	85	107	91	104
	CSGI: Comp Sys General	26	14	11	8	14	20
	CSGP: Comp Sys Graphics	10	4	5	11	9	6
	CSSA: Comp Sys Admin	48	44	43	42	27	33
	CSWP: Comp Sys Web	23	23	15	17	9	7
	CSYS: Computer Sys	19	18	10	6	2	
	<b>Total</b>	<b>1,073</b>	<b>1,045</b>	<b>1,026</b>	<b>1,089</b>	<b>987</b>	<b>1,080</b>
	GEOL	EESG: Earth Envrmt Sci: Geo Option	2	3	4	9	8
ENGE: Env Sci Geo		1			1		
ENVG: Environ Geol		12	6	11	12	11	12
GEFA: Geology: Field and Applied Geology						1	4
GEOL: Geology		31	38	32	27	30	32
<b>Total</b>	<b>46</b>	<b>47</b>	<b>47</b>	<b>49</b>	<b>50</b>	<b>52</b>	
HSCI	ENHS: Environmental Health Science					14	37
	FNTR: Foods & Nutrit		1				
	HSAD: Hlth Svcs Admn	23	32	36	32	75	141
	HSCI: Health Science	1	1	1	10	7	1
	HSEH: HS Environment	43	39	51	55	30	12
	HSHC: HlthCareMgt	293	284	248	236	142	77
	HSIT: HlthSci Teach	1	1	1			
	HSPH: HlthSci PubHlth	195	202	278	382	309	162
	NSCD: Nutritional Science and Dietetics					110	165
	NTFS: Nutr & Food Sci	280	238	220	187	79	10
	PBHL: Public Health					51	140
	PHLT: Public Health, general	34	45	37	35	38	36
	<b>Total</b>	<b>870</b>	<b>843</b>	<b>872</b>	<b>937</b>	<b>855</b>	<b>781</b>
	KINE	KAHP: Kine: Allied Hlth Profns	119	135	135	155	137
KCPA: Kine: Core Prep-Allied Hlth Prfns		24	11				
KCPP: Pre Phys Therapy Core Prep		13	2				
KEXS: Exercise Sci		588	539	604	618	602	592
KINE: Kinesiology		96	90	43	16	7	2
KPEC: Kinesiology: Physical Education and Adapted Physical E						64	106
KPED: Kine Pedagogy		126	123	126	167	120	61
KPPT: Pre Phys Therapy		3	1	1			
<b>Total</b>	<b>969</b>	<b>901</b>	<b>909</b>	<b>956</b>	<b>930</b>	<b>901</b>	
MATH	MAAM: Mathematics: Applied Mathematics					17	30
	MABC: Math Bio	5	4	6	6	4	1
	MACS: Math CompSci	15	13	13	19	10	4
	MAEC: Math Economics	14	10	8	9	3	2
	MAGI: Math GIS	1	2	3	3	2	1
	MAGT: Math General	30	31	44	69	52	15
	MAIT: Math Integrated	6	2				
	MAPC: Math Physics	16	11	13	13	4	3
	MATH: Mathematics	179	171	148	127	109	104
	MATM: Math Teaching	4	1	2		92	158
	MATT: Math Teaching	155	163	182	177	94	27
	MTHM: Math Masters	29	32	35	34	32	29
	<b>Total</b>	<b>454</b>	<b>440</b>	<b>454</b>	<b>457</b>	<b>419</b>	<b>374</b>
NSUN	PENG: Preengineering	1	1				
	<b>Total</b>	<b>1</b>	<b>1</b>				
NURS	NANE: Nursing Academic	6	2				
	NCNS: Nursing CommPub	4	2	3	5	5	7
	NPBA: Nursing PopBased	4	2	7	6	4	3
	NPHC: Nursing: Population Health for Clinical Leaders						2
	NRNE: Nurse Educator		5	13	11	12	11
	NRSNG: Nursing 4 year	338	318	280	322	287	305
	NRSM: Nursing Masters	5	4	2	1		
	NURS: Nursing	1	1	1			
	PRNB: Pre-RN to BSN Bridge Program					6	2
	PRNR: PreNursing	343	345	428	513	577	641
	RNBS: RN-to_BSN Bridge	19	16	12	21	61	79
<b>Total</b>	<b>720</b>	<b>695</b>	<b>746</b>	<b>879</b>	<b>952</b>	<b>1,050</b>	
PHYS	PHAP: Physics Applied	31	30	31	24	22	13
	PHYS: Physics	69	67	57	57	49	53
	<b>Total</b>	<b>100</b>	<b>97</b>	<b>88</b>	<b>81</b>	<b>71</b>	<b>66</b>
<b>Grand Total</b>	<b>6,063</b>	<b>5,825</b>	<b>5,811</b>	<b>6,072</b>	<b>5,754</b>	<b>5,589</b>	



### Enrollment by Academic Plan Fall 2021

Note: counts of detailed majors are derived from local academic plan codes and may vary slightly from final CO official file major counts.

#### College of Natural Sciences - Fall Majors

Department Academic Plan		First-Time Freshmen	Freshmen	Sophomore	Junior	Senior	Graduate	Post-Baccalaureate	Total
BIOL	BIEC: Biology Eco Evo		1	2	2	1			6
	BIOL: Biology	170	77	210	261	277		1	996
	BIOM: Biology Masters						32		32
	BMED: Bio Pre Med					5		1	6
	BPMD: Bio Pre Med II					1			1
	<b>Total</b>	170	78	212	263	284	32	2	1,041
CHEM	CACS: Chemistry ACS				4	12			16
	CBIO: Chem Biochem	12	13	28	35	37		1	126
	CHEM: Chemistry	10	10	15	37	19			91
	EESP: Earth Envrntl Sci: Prof Sci Option						2		2
	ENSI: Environmental Sciences						9		9
	<b>Total</b>	22	23	43	76	68	11	1	244
CSCI	BINF: Bioinformatics	2	1	2	3	4			12
	COEN: Computer Engineer	71	25	40	56	92			284
	CSCI: Computer Science	104	37	84	150	179			554
	CSCM: Computer Sci MS						60		60
	CSGD: Comp Sys GameDev	17	5	18	35	29			104
	CSGI: Comp Sys General		1	3	7	9			20
	CSGP: Comp Sys Graphics			1	1	4			6
	CSSA: Comp Sys Admin	2	1	3	14	13			33
	CSWP: Comp Sys Web		1		1	5			7
		<b>Total</b>	196	71	151	267	335	60	
GEOL	EESG: Earth Envrnt Sci: Geo Option						4		4
	ENVG: Environ Geol		1	1	5	5			12
	GEFA: Geology: Field and Applied Geology	1			2	1			4
	GEOL: Geology	4	2	1	6	18	1		32
	<b>Total</b>	5	3	2	13	24	5		52
HSCI	ENHS: Environmental Health Science	2	5	5	13	12			37
	HSAD: Hlth Svcs Admn	11	13	14	37	37	29		141
	HSCI: Health Science		1						1
	HSEH: HS Environment			1	2	9			12
	HSHC: HlthCareMgt		3	10	20	44			77
	HSPH: HlthSci PubHlth			17	49	96			162
	NSCD: Nutritional Science and Dietetics	16	7	10	57	74		1	165
	NTFS: Nutr & Food Sci			2	3	5			10
	PBHL: Public Health	12	9	17	65	37			140
	PHLT: Public Health, general						36		36
	<b>Total</b>	41	38	76	246	314	65	1	781
KINE	KAHP: Kine: Allied Hlth Profnl	27	8	21	34	50			140
	KEXS: Exercise Sci	48	36	88	206	214			592
	KINE: Kinesiology					2			2
	KPEC: Kinesiology: Physical Education and Adapted Physical E	21	9	13	34	29			106
	KPED: Kine Pedagogy			3	11	46		1	61
	<b>Total</b>	96	53	125	285	341		1	901
MATH	MAAM: Mathematics: Applied Mathematics	2	1	7	8	12			30
	MABC: Math Bio					1			1
	MACS: Math CompSci			1		3			4
	MAEC: Math Economics			1		1			2
	MAGI: Math GIS			1					1
	MAGT: Math General		1	3	3	8			15
	MAPC: Math Physics				2	1			3
	MATH: Mathematics	5	7	15	35	42			104
	MATM: Math Teaching	22	14	21	34	67			158
	MATT: Math Teaching		1	5	8	13			27
	MTHM: Math Masters						29		29
		<b>Total</b>	29	24	54	90	148	29	
NURS	NCNS: Nursing CommPub						7		7
	NPBA: Nursing PopBased						3		3
	NPHC: Nursing: Population Health for Clinical Leaders						2		2
	NRNE: Nurse Educator						11		11
	NRSG: Nursing 4 year	1		12	120	168		4	305
	PRNB: Pre-RN to BSN Bridge Program		2						2
	PRNR: PreNursing	259	26	200	144	10		2	641
	RNBS: RN-to_BSN Bridge				41	19		19	79
	<b>Total</b>	260	28	212	305	197	23	25	1,050
PHYS	PHAP: Physics Applied				2	11			13
	PHYS: Physics	7	2	13	15	16			53
	<b>Total</b>	7	2	13	17	27			66
<b>Grand Total</b>		826	320	888	1,562	1,738	225	30	5,589



### Historical Fall Term Enrollments by Academic Plan

Note: counts of detailed majors are derived from local academic plan codes and may vary slightly from final CO official file major counts.

#### College of Social & Behavioral Sciences - Fall Terms

Department	Academic Plan	+ 2016	+ 2017	+ 2018	+ 2019	+ 2020	+ 2021	
ANTH	AARC: Archaeology Applied	18	15	16	14	16	22	
	ANTH: Anthropology	76	84	72	64	53	57	
	<b>Total</b>	<b>94</b>	<b>99</b>	<b>88</b>	<b>78</b>	<b>69</b>	<b>79</b>	
CJUS	CCAC: Crim Just Crime: Cyber Sec	4	6	6	4	5	1	
	CCAG: Crim Just Crime: GIS	2	2	4	1	2	1	
	CJCA: Crim Just Crime	26	14	7	2	1	1	
	CJPS: Crim Just ParaLegal	8	6	1				
	CJUM: Criminal Justice MS	23	26	18	20	21	24	
	CJUS: Criminal Justice	323	329	307	288	330	392	
	ICCS: Intelligence and Crime Analysis: Cyber Security					1	2	
	ICGI: Intelligence and Crime Analysis: Geographic Informatio					1	4	
	ICHS: Intelligence and Crime Analysis: Homeland Security						1	
	PCJC: Pre Crim Justice Crime Analysis Option	68	88	97	104	47	20	
	PCJU: Pre Crim Justice Track	524	479	466	493	487	409	
	PICC: Pre-Intelligence and Crime Analysis - Cyber Security					9	21	
	PICG: Pre-Intelligence and Crime Analysis - GIS					4	10	
	PICH: Pre-Intelligence and Crime Analysis - Homeland Securit					3	10	
	<b>Total</b>	<b>978</b>	<b>950</b>	<b>906</b>	<b>912</b>	<b>911</b>	<b>896</b>	
ECON	APEC: Economics: Applied Econ	17	18	18	15	28	23	
	ECMA: Math Econ Track	7	6	10	10	10	10	
	ECON: Economics	71	56	50	44	44	39	
	PLEC: PolEcon	10	8	5	5	2		
	POEC: Political Economy					2	1	
<b>Total</b>	<b>105</b>	<b>88</b>	<b>83</b>	<b>74</b>	<b>86</b>	<b>73</b>		
ENVS	ENVA: Environ St A	62	54	45	54	30	12	
	ENVB: Environ St B	14	12	9	14	7		
	ENVS: Environ Studies	13	19	12	6	2		
	<b>Total</b>	<b>89</b>	<b>85</b>	<b>66</b>	<b>74</b>	<b>39</b>	<b>12</b>	
GEOG	ESSU: Environmental Studies: Environmental Sustainability					27	43	
	ESSY: Environmental Studies: Environmental Systems					11	21	
	G EGL: Georaphy Global	8	10	8	7	2		
	GEOG: Geography	14	19	13	10	4	3	
	GLST: Global Studies					3	5	
<b>Total</b>	<b>22</b>	<b>29</b>	<b>21</b>	<b>17</b>	<b>47</b>	<b>72</b>		
HD	CHDV: Child Development	24	17	17	24	28	24	
	HD__: Human Developmnt	6	7	3	5	4	2	
	HD CD: Human Dev Child	139	178	194	212	115	59	
	HDL: Human Dev Lifesp	25	22	24	22	14	7	
	HDSA: Human Dev SchAge	12	7	4	2			
	PHDC: PreHumanDev Child	124	121	134	135	87	14	
	PHDL: PreHumanDev Lifsp	9	12	12	11	3		
	<b>Total</b>	<b>339</b>	<b>364</b>	<b>388</b>	<b>411</b>	<b>251</b>	<b>106</b>	
	HIST	HIST: History	3	5	1	46	20	24
		HITT: History Teaching	127	159	177	188	60	17
HSP0: Public&Oral		30	20	12	13	13	5	
HSTG: History B		135	135	126	80	164	174	
HSTP: History: Pre-Credential						76	130	
PHST: Public History						8	15	
<b>Total</b>	<b>295</b>	<b>319</b>	<b>316</b>	<b>327</b>	<b>341</b>	<b>365</b>		
NTSS	NCSS: National Cyber Sec Studies	8	11	9	10	13	16	
	NTSS: National Sec St	33	41	24	13	21	30	
	<b>Total</b>	<b>41</b>	<b>52</b>	<b>33</b>	<b>23</b>	<b>34</b>	<b>46</b>	
PSCI	PSCG: Political Sci-General Option	1	1					
	PSCI: Political Sci	238	250	242	221	178	180	
	<b>Total</b>	<b>239</b>	<b>251</b>	<b>242</b>	<b>221</b>	<b>178</b>	<b>180</b>	
PSYC	CCPY: Clinical/Counseling Psychology					11	22	
	CDCA: Child Development: Child and Adolescent Development					23	79	
	CDEC: Child Development: Early Childhood Development					51	147	
	IOPY: Industrial and Organizational Psychology					10	20	
	PBCN: Psychological Science: Behavioral and Cognitive Neuros					1	1	
	PBIO: BioPsy	111	127	112	94	66	104	
	PCDC: Pre-Child Development - Child and Adolescent Developme					62	97	
	PCDE: Pre-Child Development - Early Childhood Development					106	154	
	PEXP: Psych Exper	12	4	1	1			
	PIOP: Pre Psych Ind Org UG	62	81	26	16	24	16	
	PPSY: PrePsychology	880	736	591	489	693	420	
	PRBP: Psy PreBio	101	97	40	70	82	48	
	PSCC: Psy Clinical Counseling	24	23	24	22	14		
	PSCD: Psy Child Dev	1	1	1				
	PSIO: Psych Ind Org	28	29	32	32	18	1	
	PSYC: Psychology	1,082	1,105	1,077	1,082	799	1,065	
	PYIO: Psych Ind Org UG	13	30	42	62	49	54	
PYSC: Psychological Science	9	21	28	20	19	28		
<b>Total</b>	<b>2,323</b>	<b>2,254</b>	<b>1,974</b>	<b>1,888</b>	<b>2,028</b>	<b>2,256</b>		
SBS	SSAP: Social Sciences and Globalization: Applied Social					16	19	
	<b>Total</b>					16	19	
SOC	SOC_: Sociology	412	425	254	107	34	11	
	SOCG: Sociology Genrl	109	91	310	491	591	657	
	SSCR: Sociology: Social Service and Community Research					88	129	
	SSST: Soc SocialSvc	172	185	169	183	77	13	
	<b>Total</b>	<b>693</b>	<b>701</b>	<b>733</b>	<b>781</b>	<b>790</b>	<b>810</b>	
SSCI	SSCI: Social Sciences	13	8	4	2	1	1	
	SSCM: Social Sci Masters		1					
	SSCT: Social Sci Cred	12	11	4	1			
	SSEC: Social Sciences: Economics						3	
	SSGM: Social Sci Globalization	24	21	23	16	6	1	
	SSGY: Social Sciences: Geography						2	
	SSMT: Soc Sci Multi	41	32	37	34	28	9	
	SSPL: Social Sciences: Political Science					2	10	
	SSTT: Social Science Teaching Track			15	20	14	6	
	SSTT: SSTT		2					
	<b>Total</b>	<b>90</b>	<b>75</b>	<b>83</b>	<b>73</b>	<b>51</b>	<b>32</b>	
SW	BASW: BA Social Work	105	104	103	107	106	106	
	PRSW: Pre Social Work	138	122	126	130	146	168	
	SWM_: Social Work	190	187	178	182	180	184	
	SWPA: Social Work (MSW/MPA Concurrent Program)	1	3	7	9	12	10	
	<b>Total</b>	<b>434</b>	<b>416</b>	<b>414</b>	<b>428</b>	<b>444</b>	<b>468</b>	
<b>Grand Total</b>	<b>5,742</b>	<b>5,683</b>	<b>5,347</b>	<b>5,307</b>	<b>5,285</b>	<b>5,414</b>		



## Enrollment by Academic Plan Fall 2021

Note: counts of detailed majors are derived from local academic plan codes and may vary slightly from final CO official file major counts.

### College of Social & Behavioral Sciences - Fall Majors

Department Academic Plan		First-Time Freshmen	Freshmen	Sophomore	Junior	Senior	Graduate	Total
ANTH	AARC: Archaeology Applied						22	22
	ANTH: Anthropology	3	1	6	26	21		57
	<b>Total</b>	3	1	6	26	21	22	79
CD	CDCA: Child Development: Child and Adolescent Development	1	1	5	33	39		79
	CDEC: Child Development: Early Childhood Development	1		7	74	65		147
	CHDV: Child Development						24	24
	PCDC: Pre-Child Development - Child and Adolescent Developme	18	16	20	32	11		97
	PCDE: Pre-Child Development - Early Childhood Development	29	15	31	72	7		154
<b>Total</b>	49	32	63	211	122	24	501	
CJUS	CCAC: Crim Just Crime: Cyber Sec					1		1
	CCAG: Crim Just Crime: GIS					1		1
	CJCA: Crim Just Crime					1		1
	CJUM: Criminal Justice MS						24	24
	CJUS: Criminal Justice	1	1	8	190	192		392
	ICCS: Intelligence and Crime Analysis: Cyber Security					2		2
	ICGI: Intelligence and Crime Analysis: Geographic Informatio			1	1	2		4
	ICHS: Intelligence and Crime Analysis: Homeland Security					1		1
	PCJC: Pre Crim Justice Crime Analysis Option		1	6	7	6		20
	PCJU: Pre Crim Justice Track	129	40	96	128	16		409
	PICC: Pre-Intelligence and Crime Analysis - Cyber Security	2		2	12	5		21
	PICG: Pre-Intelligence and Crime Analysis - GIS	4		1	3	2		10
	PICH: Pre-Intelligence and Crime Analysis - Homeland Securit	4	2		2	2		10
	<b>Total</b>	140	44	114	343	231	24	896
ECON	APEC: Economics: Applied Econ		2	4	7	10		23
	ECMA: Math Econ Track	1		1	4	4		10
	ECON: Economics	9	3	8	10	9		39
	POEC: Political Economy					1		1
	<b>Total</b>	10	5	13	21	24		73
ENVS	ENVA: Environ St A			1	5	6		12
	<b>Total</b>			1	5	6		12
GEOG	ESSU: Environmental Studies: Environmental Sustainability	5	5	7	18	8		43
	ESSY: Environmental Studies: Environmental Systems	3	2	3	6	7		21
	GEOG: Geography				2	1		3
	GLST: Global Studies		1		2	2		5
	<b>Total</b>	8	8	10	28	18		72
HD	HD_: Human Developmnt		1		1			2
	HDGD: Human Dev Child			10	23	26		59
	HDLI: Human Dev LifesP					7		7
	PHDC: PreHumanDev Child		1	5	7	1		14
	<b>Total</b>		2	15	31	34		82
HIST	HIST: History					1	23	24
	HITT: History Teaching				2	15		17
	HSPO: Public&Oral				2	3		5
	HSTG: History B	18	16	20	92	28		174
	HSTP: History: Pre-Credential	3	3	16	65	43		130
	PHST: Public History			1	5	9		15
	<b>Total</b>	21	19	37	166	99	23	365
NTSS	NCSS: National Cyber Sec Studies						16	16
	NTSS: National Sec St						30	30
	<b>Total</b>						46	46
PSCI	PSCI: Political Sci	21	12	29	71	47		180
	<b>Total</b>	21	12	29	71	47		180
PSYC	CCPY: Clinical/Counseling Psychology						22	22
	IOPY: Industrial and Organizational Psychology						20	20
	PBCN: Psychological Science: Behavioral and Cognitive Neuros						1	1
	PBIO: BioPsy			6	54	44		104
	PIOP: Pre Psych Ind Org UG	6	2	2	6			16
	PPSY: PrePsychology	111	48	78	172	11		420
	PRBP: Psy PreBio	15	5	12	14	2		48
	PSIO: Psych Ind Org						1	1
	PSYC: Psychology	1		44	466	554		1,065
	PYIO: Psych Ind Org UG			1	20	33		54
	PYSC: Psychological Science						28	28
<b>Total</b>	133	55	143	732	644	72	1,779	
SBS	SSAP: Social Sciences and Globalization: Applied Social						19	19
	<b>Total</b>						19	19
SOC	SOC_: Sociology			3	3	5		11
	SOCG: Sociology Genrl	29	26	63	330	209		657
	SSCR: Sociology: Social Service and Community Research	7	6	15	54	47		129
	SSST: Soc SocialSvc				3	10		13
	<b>Total</b>	36	32	81	390	271		810
SSCI	SSCI: Social Sciences			1				1
	SSEC: Social Sciences: Economics	1		2				3
	SSGM: Social Sci Globalization						1	1
	SSGY: Social Sciences: Geography				1	1		2
	SSMT: Soc Sci Multi				2	7		9
	SSPL: Social Sciences: Political Science	2	1	2	3	2		10
	SSTT: Social Science Teaching Track				3	3		6
	<b>Total</b>	3	1	5	9	13	1	32
SW	BASW: BA Social Work	2		1	45	58		106
	PRSW: Pre Social Work	30	10	32	90	6		168
	SWM_: Social Work						184	184
	SWPA: Social Work (MSW/MPA Concurrent Program)						10	10
	<b>Total</b>	32	10	33	135	64	194	468
<b>Grand Total</b>	456	221	550	2,168	1,594	425	5,414	





### Demographics by Academic Plan Concentration - Fall 2021

Note: \* FTES using CSU current (2006) definition  
 \*URM is historically underrepresented minorities and includes African American, American Indian or Alaskan Native, and Hispanic  
 \*Non-URM is historically non-underrepresented minorities and includes Asian, Native Hawaiian or Pacific Islander, Non-Resident Alien, Two or More Races - Non Hispanic, Unknown, and White  
 \*Residency status for fee purposes

#### College of Arts & Letters

Department	Academic Plan	Total Main	Total PDC	FTES*	Female	Male	Full-Time	Part-Time	Average Age	URM*	Non-URM*	CA Residents*	Non-Residents*
ARAB	ARAB: Arabic	5	2	6.3	3	4	6	1	32	2	5	7	0
	<b>Total</b>	<b>5</b>	<b>2</b>	<b>6.3</b>	<b>3</b>	<b>4</b>	<b>6</b>	<b>1</b>	<b>32</b>	<b>2</b>	<b>5</b>	<b>7</b>	<b>0</b>
ART	AGDM: Art Design&Mkt	31	0	25.9	18	13	23	8	22	24	7	31	0
	AHST: Art History	13	2	11.8	14	1	12	3	24	10	5	15	0
	ARTG: Art Grph Design	91	1	73.9	40	52	70	22	22	68	24	89	3
	ARTH: Art History	4	0	3.4	2	2	4	0	23	0	4	4	0
	ARTM: Art Masters	3	0	2.3	3	0	2	1	25	2	1	3	0
	ARTS: Art Studio Art	95	7	81.2	65	37	74	28	23	75	27	99	3
	ARVA: Art Art Ed/Art Therapy	12	2	12.2	11	3	13	1	23	13	1	14	0
	ATSA: Art: Studio Art	36	5	35.7	29	12	35	6	24	28	13	41	0
	ATVS: Art: Visual Studies	22	1	19.1	19	4	17	6	24	15	8	23	0
	DEST: Design Studies	51	8	47.9	28	31	49	10	23	37	22	55	4
	DSID: Design: Interface Design	20	0	16.8	14	6	17	3	21	14	6	18	2
	DSMK: Design: Marketing	41	5	40.3	29	17	40	6	24	30	16	46	0
	DSMO: Design: Motion Graphics	7	0	6.0	3	4	6	1	21	5	2	7	0
	DSTD: Design: 3D Design	18	1	16.1	7	12	18	1	20	16	3	19	0
	STAR: Studio Art	14	0	13.5	10	4	14	0	34	4	10	13	1
	STAS: Studio Art Studies	19	0	15.5	15	4	15	4	28	16	3	19	0
	<b>Total</b>	<b>477</b>	<b>32</b>	<b>421.4</b>	<b>307</b>	<b>202</b>	<b>409</b>	<b>100</b>	<b>23</b>	<b>357</b>	<b>152</b>	<b>496</b>	<b>13</b>
COMM	CHOC: Comm Human Org Comm	15	6	18.1	16	5	16	5	25	15	6	21	0
	CMIP: Comm Individual	11	8	16.6	12	7	17	2	26	12	7	19	0
	CMMS: Comm Media Studies	196	16	185.3	120	92	181	31	23	169	43	209	3
	CMRO: Communication: Relational and Organizational Co..	90	18	92.7	69	39	87	21	25	80	28	107	1
	CMSC: Communication: Strategic Communication	32	12	37.2	27	17	37	7	23	33	11	43	1
	COMM: Communication	1	0	1.0	0	1	1	0	25	1	0	1	0
	COMS: Comm Studies	34	0	17.3	26	8	3	31	30	23	11	32	2
	CPBR: Public Relations	23	8	26.4	23	8	26	5	25	24	7	30	1
	<b>Total</b>	<b>402</b>	<b>68</b>	<b>394.5</b>	<b>293</b>	<b>177</b>	<b>368</b>	<b>102</b>	<b>24</b>	<b>357</b>	<b>113</b>	<b>462</b>	<b>8</b>
ENG	ELNG: English Linguistics	53	15	58.9	53	15	55	13	25	49	19	68	0
	ENAL: Eng Comp App Ling	4	0	1.8	3	1	0	4	43	2	2	4	0
	ENCL: Eng Comp Eng Lit	4	0	1.3	3	1	0	4	29	3	1	4	0
	ENCW: Creative Writing	126	20	127.1	95	51	121	25	23	114	32	146	0
	ENG_: English	1	0	0.8	1	0	1	0	20	1	0	1	0
	ENGCC: English Comp	2	0	1.0	0	2	1	1	28	1	1	2	0
	ENLT: English Lit	151	52	177.3	153	50	168	35	23	143	60	203	0
	ERWS: English: Rhetoric and Writing Studies	13	1	11.7	9	5	10	4	22	5	9	14	0
	ESDS: English: Self-Directed Study	1	0	0.4	1	0	0	1	20	0	1	1	0
	EWAL: English and Writing Studies: Applied Linguistics a..	9	1	6.8	9	1	6	4	36	6	4	10	0
	EWCR: English and Writing Studies: Composition and Rhe..	13	0	8.8	10	3	7	6	27	7	6	13	0
	EWLT: English and Writing Studies: Literature	18	0	10.8	13	5	9	9	34	12	6	18	0
	EWPD: English and Writing Studies: Pedagogy	2	1	2.3	2	1	2	1	25	2	1	3	0
	EWPP: English and Writing Studies: Public and Profession..	7	0	5.0	6	1	5	2	25	4	3	7	0
	<b>Total</b>	<b>404</b>	<b>90</b>	<b>413.9</b>	<b>358</b>	<b>136</b>	<b>385</b>	<b>109</b>	<b>24</b>	<b>349</b>	<b>145</b>	<b>494</b>	<b>0</b>
FREN	FRFR: French & Francophone	2	0	1.6	2	0	2	0	21	2	0	2	0
	<b>Total</b>	<b>2</b>	<b>0</b>	<b>1.6</b>	<b>2</b>	<b>0</b>	<b>2</b>	<b>0</b>	<b>21</b>	<b>2</b>	<b>0</b>	<b>2</b>	<b>0</b>
LBST	LBAL: Lib St Art & Letters	7	1	5.3	6	2	6	2	28	6	2	8	0
	LBIT: Lib St Integrated	360	118	433.4	437	41	416	62	24	355	123	477	1
	LBST: Lib Studies	407	84	440.7	439	52	418	73	23	381	110	491	0
	LIBA: Liberal Arts	47	6	43.9	42	11	39	14	25	34	19	53	0
	LSSS: Lib St Spanish	21	2	21.4	20	3	22	1	20	21	2	23	0
	<b>Total</b>	<b>842</b>	<b>211</b>	<b>944.7</b>	<b>944</b>	<b>109</b>	<b>897</b>	<b>156</b>	<b>23</b>	<b>797</b>	<b>256</b>	<b>1,052</b>	<b>1</b>
MUS	MUIP: Music: Instrumental Performance	3	0	2.1	0	3	1	2	22	3	0	3	0
	MUME: Music: Music Education	10	0	10.6	5	5	10	0	21	9	1	10	0
	MUPG: Music Perf: Guitar Conc	1	0	0.9	0	1	1	0	20	1	0	1	0
	MUPI: Music Perf: Instrument Conc	3	0	3.1	2	1	3	0	22	3	0	3	0
	MUS_: Music	45	1	41.1	10	36	38	8	23	34	12	46	0
	MUVP: Music: Vocal Performance	2	0	1.3	1	1	1	1	32	1	1	2	0
	PBMP: Pre-Music Performance	0	1	0.9	1	0	1	0	20	1	0	1	0
	PBMU: Pre-Bachelor of Music	4	0	3.9	0	4	4	0	19	3	1	4	0
	<b>Total</b>	<b>68</b>	<b>2</b>	<b>64.0</b>	<b>19</b>	<b>51</b>	<b>59</b>	<b>11</b>	<b>22</b>	<b>55</b>	<b>15</b>	<b>70</b>	<b>0</b>
PHIL	PHIL: Philosophy	27	2	26.1	14	15	26	3	24	17	12	28	1
	<b>Total</b>	<b>27</b>	<b>2</b>	<b>26.1</b>	<b>14</b>	<b>15</b>	<b>26</b>	<b>3</b>	<b>24</b>	<b>17</b>	<b>12</b>	<b>28</b>	<b>1</b>
SPAN	SHAL: Hispanic Applied Linguistics	1	0	0.3	0	1	0	1	30	1	0	1	0
	SHLL: Hispanic Lit	68	5	63.1	54	19	62	11	23	65	8	73	0
	SLLC: Hispanic Lit	2	0	0.8	1	1	0	2	37	1	1	2	0
	SPBS: Spanish Bus	6	1	6.2	7	0	7	0	20	7	0	7	0
	SPCO: Spanish Comm	18	0	15.1	12	6	17	1	23	15	3	18	0
	SPHC: Spanish HispCult	16	1	14.1	13	4	12	5	22	17	0	17	0
	SPNM: SpanishMA	28	0	13.3	19	9	1	27	33	26	2	28	0
	<b>Total</b>	<b>139</b>	<b>7</b>	<b>112.8</b>	<b>106</b>	<b>40</b>	<b>99</b>	<b>47</b>	<b>25</b>	<b>132</b>	<b>14</b>	<b>146</b>	<b>0</b>
TA	TACT: TA Acting	32	1	32.9	16	17	31	2	23	23	10	33	0
	TDAN: TA Dance	1	0	0.5	0	1	0	1	22	0	1	1	0
	TDED: TA Drama Educ	2	0	2.2	1	1	2	0	35	2	0	2	0
	TDES: TA Design Tech	17	0	15.1	12	5	15	2	21	13	4	17	0
	TMUS: TA Musical	10	1	10.7	9	2	10	1	19	6	5	11	0
	<b>Total</b>	<b>62</b>	<b>2</b>	<b>61.4</b>	<b>38</b>	<b>26</b>	<b>58</b>	<b>6</b>	<b>22</b>	<b>44</b>	<b>20</b>	<b>64</b>	<b>0</b>
WLL	FRLC: French: French Language and Cultures	4	0	3.3	1	3	3	1	34	1	3	4	0
	<b>Total</b>	<b>4</b>	<b>0</b>	<b>3.3</b>	<b>1</b>	<b>3</b>	<b>3</b>	<b>1</b>	<b>34</b>	<b>1</b>	<b>3</b>	<b>4</b>	<b>0</b>
<b>Total</b>		<b>2,432</b>	<b>416</b>	<b>2,450.1</b>	<b>2,085</b>	<b>763</b>	<b>2,312</b>	<b>536</b>	<b>24</b>	<b>2,113</b>	<b>735</b>	<b>2,825</b>	<b>23</b>



## Demographics by Academic Plan Concentration - Fall 2021

**Note:** \* FTES using CSU current (2006) definition  
 \*URM is historically underrepresented minorities and includes African American, American Indian or Alaskan Native, and Hispanic  
 \*Non-URM is historically non-underrepresented minorities and includes Asian, Native Hawaiian or Pacific Islander, Non-Resident Alien, Two or More Races - Non Hispanic, Unknown, and White  
 \* Residency status for fee purposes

### College of Business & Public Administration

Department	Academic Plan	Total Main	Total PDC	FTES*	Female	Male	Full-Time	Part-Time	Average Age	URM*	Non-URM*	CA Residents*	Non-Residents*
ACFN	ACCT: Accounting	361	163	447.3	271	253	412	112	24	355	169	482	42
	ACCY: Accountancy	51	1	35.5	20	32	29	23	27	32	20	50	2
	ACPR: Acct Prof Acct	1	0	0.5	0	1	0	1	32	0	1	1	0
	ACTM: Bus Adm Acct Focus	9	0	5.4	5	4	2	7	29	5	4	9	0
	FIN_: Finance	254	49	254.5	98	205	230	73	22	191	112	252	51
	FINN: Bus Adm Fin Focus	16	0	9.6	5	11	6	10	28	8	8	14	2
	RLST: Real Estate	57	12	61.1	33	36	62	7	21	55	14	69	0
	<b>Total</b>	<b>749</b>	<b>225</b>	<b>813.8</b>	<b>432</b>	<b>542</b>	<b>741</b>	<b>233</b>	<b>24</b>	<b>646</b>	<b>328</b>	<b>877</b>	<b>97</b>
ADMN	ADMN: Administration	4	0	3.4	1	3	4	0	21	3	1	4	0
	ADPR: Bus Admin Prof	8	0	3.5	5	3	1	7	42	5	3	8	0
	EXEC: Business Administration: Executive Program	13	0	6.0	8	5	1	12	42	9	4	13	0
	<b>Total</b>	<b>25</b>	<b>0</b>	<b>12.9</b>	<b>14</b>	<b>11</b>	<b>6</b>	<b>19</b>	<b>39</b>	<b>17</b>	<b>8</b>	<b>25</b>	<b>0</b>
FIN	FNPL: Fin Planning	17	0	14.1	9	8	13	4	21	10	7	14	3
	<b>Total</b>	<b>17</b>	<b>0</b>	<b>14.1</b>	<b>9</b>	<b>8</b>	<b>13</b>	<b>4</b>	<b>21</b>	<b>10</b>	<b>7</b>	<b>14</b>	<b>3</b>
IDS	BITM: Bus Adm Intel & IT Focus	6	0	2.3	5	1	0	6	34	1	5	4	2
	BSAN: Admin: Bus Analytics	113	21	114.4	61	73	108	26	22	93	41	120	14
	CSEC: Bus Adm Cyber Sec Focus	25	0	15.6	9	16	13	12	31	11	14	22	3
	GSCH: Bus Adm Global Sup Chn Focus	9	0	5.5	2	7	3	6	33	6	3	9	0
	INFO: Info Management	1	0	0.4	1	0	0	1	35	0	1	1	0
	INST: Admin: Info Systems & Tech Cntrn	57	9	53.4	11	55	48	18	26	41	25	62	4
	ISBI: Information Systems and Technology: Business Intel..	33	3	27.1	6	30	21	15	25	21	15	34	2
	ISCI: Info Systems & Tech-CIS Option	9	1	9.6	1	9	10	0	24	5	5	10	0
	ISCS: Info Systems & Tech-Cyber Sec Option	1	0	1.0	1	0	1	0	23	1	0	1	0
	ISCY: Info Systems & Tech-Cyber Security Option	370	52	360.1	78	344	351	71	23	258	164	403	19
	ISEC: Administration: Information Security	8	3	8.7	4	7	7	4	26	9	2	11	0
	ISIN: Info Systems & Tech-Intelligence Option	4	1	4.2	1	4	5	0	21	1	4	5	0
	ISNS: Information Systems and Technology: National Sec..	13	0	11.5	4	9	12	1	23	7	6	13	0
	ISTB: Business Intelligence and Information Technology T..	40	0	26.6	18	22	27	13	30	13	27	20	20
	ISTC: Cyber Security Career Track	30	0	22.0	8	22	26	4	28	13	17	19	11
	SCM_: SupplyChain	25	8	29.4	11	22	28	5	27	22	11	29	4
	SCTM: Supply Chain Trans Mgmt	6	2	6.0	1	7	5	3	26	5	3	7	1
<b>Total</b>	<b>750</b>	<b>100</b>	<b>697.7</b>	<b>222</b>	<b>628</b>	<b>665</b>	<b>185</b>	<b>24</b>	<b>507</b>	<b>343</b>	<b>770</b>	<b>80</b>	
MGMT	ENIN: Entrepreneurship and Innovation	18	0	13.5	11	7	12	6	35	7	11	14	4
	ENTM: EntrepreneurUG	5	1	5.5	3	3	5	1	22	6	0	6	0
	ENTP: Bus Adm Entrep Focus	9	0	4.0	1	8	2	7	28	7	2	9	0
	ENTR: EntrepreneurGr	175	40	188.4	100	115	184	31	22	168	47	213	2
	HRMG: Human Rsrcs Mgmt	160	45	164.5	149	56	149	56	25	168	37	203	2
	MANM: Bus Adm Mgmt Focus	57	0	34.5	35	22	23	34	30	36	21	54	3
	MGHR: Mgt HR	1	0	0.3	1	0	0	1	40	1	0	1	0
	MNGT: Admin Mgmt Conctrn	327	127	388.8	200	254	366	88	24	336	118	439	15
	<b>Total</b>	<b>752</b>	<b>213</b>	<b>799.5</b>	<b>500</b>	<b>465</b>	<b>741</b>	<b>224</b>	<b>25</b>	<b>729</b>	<b>236</b>	<b>939</b>	<b>26</b>
	MKTG	HOSM: Hospitality Mgmt	3	17	17.8	12	8	18	2	24	16	4	20
INBF: Admin Intl Bus Conc Func		7	2	8.1	4	5	8	1	23	6	3	7	2
INBR: Admin Intl Bus Conc Reg		10	2	9.7	8	4	8	4	23	7	5	11	1
INBS: Admin: Inter Busines		7	4	9.6	11	0	8	3	21	10	1	11	0
INTB: Inter Nation Bus		45	10	49.9	35	20	46	9	20	47	8	54	1
MKTG: Marketing		242	67	267.5	142	167	253	56	22	224	85	290	19
MRKM: Bus Adm Mkg Mgmt Focus		20	0	12.6	12	8	8	12	26	8	12	14	6
SPEN: Admin Sprts Ent		62	8	62.7	24	46	59	11	21	56	14	67	3
<b>Total</b>	<b>396</b>	<b>110</b>	<b>437.7</b>	<b>248</b>	<b>258</b>	<b>408</b>	<b>98</b>	<b>22</b>	<b>374</b>	<b>132</b>	<b>474</b>	<b>32</b>	
PA	PA_: Public Admin	34	14	36.6	28	20	31	17	27	36	12	48	0
	PACS: Public Admin Cyber Sec Conc	9	0	4.0	5	4	1	8	32	4	5	9	0
	PAFM: Public Admin Fin Mgmt	43	0	21.5	27	16	7	36	34	19	24	42	1
	PALD: Public Admin Leader	126	0	64.1	90	36	21	105	34	78	48	126	0
	PAM_: Public Admin	23	0	9.8	14	9	1	22	32	13	10	23	0
	PANP: Public Administration: Nonprofit Leadership	23	0	11.8	18	5	3	20	35	14	9	23	0
	<b>Total</b>	<b>258</b>	<b>14</b>	<b>147.7</b>	<b>182</b>	<b>90</b>	<b>64</b>	<b>208</b>	<b>33</b>	<b>164</b>	<b>108</b>	<b>271</b>	<b>1</b>
<b>Total</b>	<b>2,947</b>	<b>662</b>	<b>2,923.5</b>	<b>1,607</b>	<b>2,002</b>	<b>2,638</b>	<b>971</b>	<b>25</b>	<b>2,447</b>	<b>1,162</b>	<b>3,370</b>	<b>239</b>	



## Demographics by Academic Plan Concentration - Fall 2021

Note: \* FTES using CSU current (2006) definition

\*URM is historically underrepresented minorities and includes African American, American Indian or Alaskan Native, and Hispanic

\*Non-URM is historically non-underrepresented minorities and includes Asian, Native Hawaiian or Pacific Islander, Non-Resident Alien, Two or More Races - Non Hispanic, Unknown, and White

\* Residency status for fee purposes

### College of University Studies

Department	Academic Plan	Total Main	Total PDC	FTES*	Female	Male	Full-Time	Part-Time	Average Age	URM*	Non-URM*	CA Residents*	Non-Residents*
SINT	INTD: Interdisc Stud	1	0	0.5	0	1	0	1	53	0	1	1	0
	SINT: Special Major	1	0	0.8	0	1	1	0	18	1	0	1	0
	<b>Total</b>	<b>2</b>	<b>0</b>	<b>1.3</b>	<b>0</b>	<b>2</b>	<b>1</b>	<b>1</b>	<b>36</b>	<b>1</b>	<b>1</b>	<b>2</b>	<b>0</b>
UDCL	CM_U: Course Match UG	15	0	2.9	11	4	0	15	24	10	5	15	0
	UDCL: Undeclared	288	31	280.1	202	117	292	27	19	278	41	319	0
	<b>Total</b>	<b>303</b>	<b>31</b>	<b>283.0</b>	<b>213</b>	<b>121</b>	<b>292</b>	<b>42</b>	<b>19</b>	<b>288</b>	<b>46</b>	<b>334</b>	<b>0</b>
UNV	PTRN: PB Transitory	5	0	1.5	3	2	0	5	32	4	1	5	0
	UTRN: UG Transitory	247	1	85.3	135	113	32	216	18	37	211	214	34
	<b>Total</b>	<b>252</b>	<b>1</b>	<b>86.9</b>	<b>138</b>	<b>115</b>	<b>32</b>	<b>221</b>	<b>18</b>	<b>41</b>	<b>212</b>	<b>219</b>	<b>34</b>
<b>Total</b>		<b>557</b>	<b>32</b>	<b>371.2</b>	<b>351</b>	<b>238</b>	<b>325</b>	<b>264</b>	<b>19</b>	<b>330</b>	<b>259</b>	<b>555</b>	<b>34</b>



### Demographics by Academic Plan Concentration - Fall 2021

Note: \* FTES using CSU current (2006) definition  
 \*URM is historically underrepresented minorities and includes African American, American Indian or Alaskan Native, and Hispanic  
 \*Non-URM is historically non-underrepresented minorities and includes Asian, Native Hawaiian or Pacific Islander, Non-Resident Alien, Two or More Races - Non Hispanic, Unknown, and White  
 \*Residency status for fee purposes

#### College of Education

Department	Academic Plan	Total Main	Total PDC	FTES*	Female	Male	Full-Time	Part-Time	Average Age	URM*	Non-URM*	CA Residents*	Non-Residents*	
CED	110.: Art	9	3	10.0	10	2	12	0	29	7	5	12	0	
	120.: English	44	5	38.2	32	17	48	1	28	27	22	49	0	
	152.: French	1	0	0.4	1	0	0	1	48	0	1	1	0	
	158.: Spanish	30	0	22.7	23	7	27	3	30	26	4	30	0	
	160.: Life Science	1	0	0.8	1	0	1	0	24	1	0	1	0	
	165.: Math	36	2	27.0	17	21	36	2	29	22	16	38	0	
	166.: Foundation Math	16	2	13.2	9	9	18	0	32	14	4	18	0	
	167.: Foundation Science	9	0	5.8	3	6	7	2	30	3	6	9	0	
	170.: Music	7	0	5.6	3	4	7	0	27	3	4	7	0	
	175.: Physical Educ	39	3	32.4	18	24	41	1	30	36	6	42	0	
	181.: Science: Chemistry	9	1	7.6	4	6	10	0	27	6	4	10	0	
	182.: Science: Geo Science	2	1	2.4	2	1	3	0	31	1	2	3	0	
	183.: Science: Physics	2	0	1.8	2	0	2	0	43	0	2	2	0	
	184.: Science: Bio Science	8	1	7.0	6	3	8	1	26	3	6	9	0	
	185.: Social Science	53	4	41.6	18	39	49	8	30	33	24	57	0	
	200.: Multiple Subject	99	37	108.8	120	16	104	32	29	91	45	136	0	
	300P: PB_Designated Subjec	10	0	4.4	4	6	3	7	46	4	6	10	0	
	436.: Early Childhood Special Education	11	0	4.9	11	0	3	8	38	7	4	11	0	
	481.: Edu Specialist Clear Cred Online	39	0	22.7	27	12	24	15	32	25	14	39	0	
	482.: Moderate/Severe Disabilities	17	0	10.2	12	5	11	6	41	11	6	17	0	
	490.: Adapted PE	1	0	0.3	0	1	0	1	30	1	0	1	0	
	501.: Preliminary Admin	3	0	2.1	1	2	2	1	43	2	1	3	0	
	503.: Administrative Services Internship	3	0	2.4	3	0	3	0	37	0	3	3	0	
	804.: PPS: Psychology	1	0	0.8	1	0	1	0	42	0	1	1	0	
	<b>Total</b>		<b>450</b>	<b>59</b>	<b>373.0</b>	<b>328</b>	<b>181</b>	<b>420</b>	<b>89</b>	<b>31</b>	<b>323</b>	<b>186</b>	<b>509</b>	<b>0</b>
	EADM	EADM: Educ Admin	40	0	32.3	29	11	26	14	41	23	17	40	0
		<b>Total</b>	<b>40</b>	<b>0</b>	<b>32.3</b>	<b>29</b>	<b>11</b>	<b>26</b>	<b>14</b>	<b>41</b>	<b>23</b>	<b>17</b>	<b>40</b>	<b>0</b>
	EBCC	EESL: Educ TESL	4	0	1.3	2	2	0	4	48	1	3	3	1
		<b>Total</b>	<b>4</b>	<b>0</b>	<b>1.3</b>	<b>2</b>	<b>2</b>	<b>0</b>	<b>4</b>	<b>48</b>	<b>1</b>	<b>3</b>	<b>3</b>	<b>1</b>
	ECLG	ECLG: Coun & Guidance	1	0	1.0	1	0	1	0	26	0	1	1	0
		<b>Total</b>	<b>1</b>	<b>0</b>	<b>1.0</b>	<b>1</b>	<b>0</b>	<b>1</b>	<b>0</b>	<b>26</b>	<b>0</b>	<b>1</b>	<b>1</b>	<b>0</b>
	EDUC	EDLE: Educ Leadership	1	0	0.5	1	0	0	1	52	0	1	1	0
<b>Total</b>		<b>1</b>	<b>0</b>	<b>0.5</b>	<b>1</b>	<b>0</b>	<b>0</b>	<b>1</b>	<b>52</b>	<b>0</b>	<b>1</b>	<b>1</b>	<b>0</b>	
ELT	ELCC: Educ Leadership: CC	26	0	12.8	19	7	2	24	41	7	19	25	1	
	ELPT: Educ Leader P-12 Spec	24	0	14.3	20	4	8	16	39	15	9	24	0	
	INDT: Instructional Design and Technology	25	5	18.9	17	13	13	17	40	14	16	25	5	
	<b>Total</b>	<b>75</b>	<b>5</b>	<b>45.9</b>	<b>56</b>	<b>24</b>	<b>23</b>	<b>57</b>	<b>40</b>	<b>36</b>	<b>44</b>	<b>74</b>	<b>6</b>	
EREH	EREH: Rehab Counseling	53	0	42.6	41	12	53	0	35	40	13	51	2	
	<b>Total</b>	<b>53</b>	<b>0</b>	<b>42.6</b>	<b>41</b>	<b>12</b>	<b>53</b>	<b>0</b>	<b>35</b>	<b>40</b>	<b>13</b>	<b>51</b>	<b>2</b>	
ESPE	ESPE: Special Educ	1	0	0.5	1	0	0	1	50	1	0	1	0	
	<b>Total</b>	<b>1</b>	<b>0</b>	<b>0.5</b>	<b>1</b>	<b>0</b>	<b>0</b>	<b>1</b>	<b>50</b>	<b>1</b>	<b>0</b>	<b>1</b>	<b>0</b>	
ETEC	ETEC: Instruct Tech	2	1	0.8	2	1	0	3	42	2	1	2	1	
	<b>Total</b>	<b>2</b>	<b>1</b>	<b>0.8</b>	<b>2</b>	<b>1</b>	<b>0</b>	<b>3</b>	<b>42</b>	<b>2</b>	<b>1</b>	<b>2</b>	<b>1</b>	
EVOC	CTEC: Career Tech Studies	43	3	35.0	23	23	33	13	44	23	23	46	0	
	CTED: Career Educ	5	0	2.5	4	1	1	4	56	1	4	5	0	
	<b>Total</b>	<b>48</b>	<b>3</b>	<b>37.5</b>	<b>27</b>	<b>24</b>	<b>34</b>	<b>17</b>	<b>45</b>	<b>24</b>	<b>27</b>	<b>51</b>	<b>0</b>	
SERC	CPCC: Counseling: Professional Counseling	3	0	3.0	3	0	3	0	31	1	2	3	0	
	CSCC: Counseling: School Counseling	17	0	17.0	14	3	17	0	28	12	5	17	0	
	CSPC: Counseling: School and Professional Counseling	126	0	126.5	106	20	126	0	29	98	28	126	0	
	SPED: Special Education	107	0	84.0	87	20	75	32	33	58	49	107	0	
	SPSY: School Psychology	82	0	69.1	66	16	59	23	27	50	32	82	0	
<b>Total</b>	<b>335</b>	<b>0</b>	<b>299.6</b>	<b>276</b>	<b>59</b>	<b>280</b>	<b>55</b>	<b>30</b>	<b>219</b>	<b>116</b>	<b>335</b>	<b>0</b>		
TEF	EDEL: Education: Elementary	1	0	0.5	1	0	0	1	24	1	0	1	0	
	EDSE: Education: Secondary	15	0	12.5	9	6	14	1	29	10	5	15	0	
	ESTM: Educ STEM	2	1	1.3	3	0	0	3	32	1	2	3	0	
	TESL: Teaching English to Speakers of Other Languages (..	34	0	21.6	28	6	13	21	32	25	9	33	1	
	<b>Total</b>	<b>52</b>	<b>1</b>	<b>35.8</b>	<b>41</b>	<b>12</b>	<b>27</b>	<b>26</b>	<b>31</b>	<b>37</b>	<b>16</b>	<b>52</b>	<b>1</b>	
<b>Total</b>		<b>1,062</b>	<b>69</b>	<b>870.8</b>	<b>805</b>	<b>326</b>	<b>864</b>	<b>267</b>	<b>32</b>	<b>706</b>	<b>425</b>	<b>1,120</b>	<b>11</b>	

## Demographics by Academic Plan Concentration - Fall 2021

Note: \* FTES using CSU current (2006) definition

\*URM is historically underrepresented minorities and includes African American, American Indian or Alaskan Native, and Hispanic

\*Non-URM is historically non-underrepresented minorities and includes Asian, Native Hawaiian or Pacific Islander, Non-Resident Alien, Two or More Races - Non Hispanic, Unknown, and White

\*Residency status for fee purposes

### College of Natural Sciences

Department	Academic Plan	Total Main	Total PDC	FTES*	Female	Male	Full-Time	Part-Time	Average Age	URM*	Non-URM*	CA Residents*	Non-Residents*
BIOL	BIEC: Biology Eco Evo	6	0	5.4	5	1	6	0	21	5	1	6	0
	BIOL: Biology	947	49	876.4	702	294	843	153	21	766	230	988	8
	BIOM: Biology Masters	32	0	19.3	16	16	9	23	28	21	11	32	0
	BMED: Bio Pre Med	5	1	3.8	3	3	2	4	27	4	2	6	0
	BPMED: Bio Pre Med II	1	0	0.9	0	1	1	0	24	0	1	0	1
	<b>Total</b>	<b>991</b>	<b>50</b>	<b>905.8</b>	<b>726</b>	<b>315</b>	<b>861</b>	<b>180</b>	<b>21</b>	<b>796</b>	<b>245</b>	<b>1,032</b>	<b>9</b>
CHEM	CACS: Chemistry ACS	15	1	14.4	4	12	14	2	23	10	6	16	0
	CBIO: Chem Biochem	124	2	112.5	77	49	102	24	21	95	31	125	1
	CHEM: Chemistry	89	2	78.9	46	45	71	20	22	73	18	91	0
	EESP: Earth Envrmtl Sci: Profi Sci Option	2	0	0.5	1	1	0	2	30	1	1	1	1
	ENSI: Environmental Sciences	9	0	6.4	4	5	5	4	28	3	6	9	0
	<b>Total</b>	<b>239</b>	<b>5</b>	<b>212.7</b>	<b>132</b>	<b>112</b>	<b>192</b>	<b>52</b>	<b>22</b>	<b>182</b>	<b>62</b>	<b>242</b>	<b>2</b>
CSCI	BINF: Bioinformatics	11	1	9.8	4	8	9	3	21	11	1	12	0
	COEN: Computer Engineer	273	11	250.5	28	256	237	47	21	217	67	278	6
	CSCI: Computer Science	520	34	489.7	79	475	462	92	22	326	228	522	32
	CSCM: Computer Sci MS	59	1	35.9	15	45	26	34	26	6	54	12	48
	CSGD: Comp Sys GameDev	101	3	89.7	8	96	89	15	22	62	42	104	0
	CSGI: Comp Sys General	19	1	16.1	6	14	13	7	24	13	7	20	0
	CSGP: Comp Sys Graphics	6	0	5.2	2	4	4	2	21	4	2	6	0
	CSSA: Comp Sys Admin	28	5	27.1	6	27	26	7	24	24	9	33	0
	CSWP: Comp Sys Web	7	0	5.9	1	6	4	3	23	7	0	7	0
		<b>Total</b>	<b>1,024</b>	<b>56</b>	<b>929.9</b>	<b>149</b>	<b>931</b>	<b>870</b>	<b>210</b>	<b>22</b>	<b>670</b>	<b>410</b>	<b>994</b>
GEOL	EESG: Earth Envrmtl Sci: Geo Option	4	0	1.9	2	2	0	4	39	4	0	4	0
	ENVG: Environ Geol	11	1	10.3	5	7	9	3	22	9	3	11	1
	GEFA: Geology: Field and Applied Geology	4	0	4.3	2	2	4	0	22	4	0	4	0
	GEOL: Geology	31	1	28.5	14	18	23	9	26	16	16	32	0
	<b>Total</b>	<b>50</b>	<b>2</b>	<b>45.0</b>	<b>23</b>	<b>29</b>	<b>36</b>	<b>16</b>	<b>26</b>	<b>33</b>	<b>19</b>	<b>51</b>	<b>1</b>
HSCI	ENHS: Environmental Health Science	35	2	31.7	28	9	27	10	24	28	9	36	1
	HSAD: Hlth Svcs Admn	128	13	116.4	117	24	101	40	24	100	41	132	9
	HSCI: Health Science	1	0	0.9	1	0	1	0	20	1	0	1	0
	HSEH: HS Environment	12	0	11.0	5	7	10	2	23	10	2	12	0
	HSHC: HlthCareMgt	74	3	64.4	60	17	59	18	23	55	22	76	1
	HSPH: HlthSci PubHlth	161	1	148.3	137	25	140	22	22	128	34	162	0
	NSCD: Nutritional Science and Dietetics	130	35	138.3	138	27	129	36	25	112	53	162	3
	NTFS: Nutr & Food Sci	8	2	6.1	7	3	6	4	24	9	1	10	0
	PBHL: Public Health	129	11	126.0	112	28	120	20	23	114	26	140	0
	PHLT: Public Health, general	36	0	30.8	27	9	26	10	27	23	13	33	3
	<b>Total</b>	<b>714</b>	<b>67</b>	<b>673.9</b>	<b>632</b>	<b>149</b>	<b>619</b>	<b>162</b>	<b>24</b>	<b>580</b>	<b>201</b>	<b>764</b>	<b>17</b>
KINE	KAHP: Kine: Allied Hlth Profnls	131	9	131.4	93	47	131	9	21	102	38	140	0
	KEXS: Exercise Sci	534	58	514.3	328	264	483	109	22	450	142	588	4
	KINE: Kinesiology	2	0	1.6	1	1	2	0	23	2	0	2	0
	KPEC: Kinesiology: Physical Education and Adapted Physi..	100	6	94.1	44	62	95	11	22	78	28	105	1
	KPED: Kine Pedagogy	60	1	47.5	13	48	38	23	24	43	18	60	1
	<b>Total</b>	<b>827</b>	<b>74</b>	<b>789.0</b>	<b>479</b>	<b>422</b>	<b>749</b>	<b>152</b>	<b>22</b>	<b>675</b>	<b>226</b>	<b>895</b>	<b>6</b>
MATH	MAAM: Mathematics: Applied Mathematics	30	0	26.0	13	17	22	8	24	24	6	30	0
	MABC: Math Bio	1	0	1.2	1	0	1	0	21	1	0	1	0
	MACS: Math CompSci	4	0	3.1	0	4	3	1	22	4	0	4	0
	MAEC: Math Economics	1	1	1.4	0	2	1	1	21	1	1	2	0
	MAGI: Math GIS	1	0	1.1	0	1	1	0	20	0	1	1	0
	MAGT: Math General	15	0	12.2	4	11	11	4	24	10	5	15	0
	MAPC: Math Physics	3	0	2.7	0	3	3	0	23	3	0	3	0
	MATH: Mathematics	100	4	85.5	45	59	75	29	23	80	24	104	0
	MATM: Math Teaching	147	11	141.7	76	82	128	30	22	118	40	158	0
	MATT: Math Teaching	26	1	22.3	15	12	19	8	22	20	7	27	0
MTHM: Math Masters	29	0	15.8	16	13	6	23	29	11	18	28	1	
	<b>Total</b>	<b>357</b>	<b>17</b>	<b>313.0</b>	<b>170</b>	<b>204</b>	<b>270</b>	<b>104</b>	<b>23</b>	<b>272</b>	<b>102</b>	<b>373</b>	<b>1</b>
NURS	NCNS: Nursing CommPub	7	0	3.6	7	0	1	6	32	3	4	7	0
	NPBA: Nursing PopBased	3	0	1.1	3	0	0	3	60	2	1	3	0
	NPHC: Nursing: Population Health for Clinical Leaders	2	0	1.0	2	0	0	2	32	1	1	2	0
	NRNE: Nurse Educator	11	0	5.8	11	0	2	9	36	7	4	11	0
	NRSNG: Nursing 4 year	235	70	260.7	237	68	283	22	23	149	156	305	0
	PRNB: Pre-RN to BSN Bridge Program	2	0	1.8	2	0	2	0	19	2	0	2	0
	PRNR: PreNursing	563	78	570.9	538	103	549	92	19	423	218	641	0
	RNBS: RN-to_BSN Bridge	77	2	29.2	63	16	6	73	30	42	37	79	0
	<b>Total</b>	<b>900</b>	<b>150</b>	<b>874.0</b>	<b>863</b>	<b>187</b>	<b>843</b>	<b>207</b>	<b>22</b>	<b>629</b>	<b>421</b>	<b>1,050</b>	<b>0</b>
PHYS	PHAP: Physics Applied	13	0	10.8	2	11	10	3	24	9	4	13	0
	PHYS: Physics	51	2	46.5	9	44	43	10	21	39	14	52	1
	<b>Total</b>	<b>64</b>	<b>2</b>	<b>57.3</b>	<b>11</b>	<b>55</b>	<b>53</b>	<b>13</b>	<b>22</b>	<b>48</b>	<b>18</b>	<b>65</b>	<b>1</b>
<b>Total</b>	<b>5,166</b>	<b>423</b>	<b>4,800.6</b>	<b>3,185</b>	<b>2,404</b>	<b>4,493</b>	<b>1,096</b>	<b>22</b>	<b>3,885</b>	<b>1,704</b>	<b>5,466</b>	<b>123</b>	



## Demographics by Academic Plan Concentration - Fall 2021

**Note:** \* FTES using CSU current (2006) definition  
 \*URM is historically underrepresented minorities and includes African American, American Indian or Alaskan Native, and Hispanic  
 \*Non-URM is historically non-underrepresented minorities and includes Asian, Native Hawaiian or Pacific Islander, Non-Resident Alien, Two or More Races - Non Hispanic, Unknown, and White  
 \*Residency status for fee purposes

### College of Social & Behavioral Sciences

Department	Academic Plan	Total Main	Total PDC	FTES*	Female	Male	Full-Time	Part-Time	Average Age	URM*	Non-URM*	CA Residents*	Non-Residents*
ANTH	AARC: Archaeology Applied	22	0	10.2	14	8	1	21	35	11	11	22	0
	ANTH: Anthropology	52	5	47.4	40	17	50	7	27	35	22	57	0
	<b>Total</b>	<b>74</b>	<b>5</b>	<b>57.6</b>	<b>54</b>	<b>25</b>	<b>51</b>	<b>28</b>	<b>29</b>	<b>46</b>	<b>33</b>	<b>79</b>	<b>0</b>
CJUS	CCAC: Crim Just Crime: Cyber Sec	1	0	0.8	0	1	1	0	22	1	0	1	0
	CCAG: Crim Just Crime: GIS	1	0	0.3	0	1	0	1	22	1	0	1	0
	CJCA: Crim Just Crime	1	0	1.0	0	1	1	0	22	1	0	1	0
	CJUM: Criminal Justice MS	23	1	12.5	15	9	8	16	27	19	5	24	0
	CJUS: Criminal Justice	302	90	334.1	255	137	327	65	23	332	60	392	0
	ICCS: Intelligence and Crime Analysis: Cyber Security	2	0	1.8	1	1	1	1	23	2	0	2	0
	ICGI: Intelligence and Crime Analysis: Geographic Informa..	4	0	4.2	4	0	4	0	21	3	1	4	0
	ICHS: Intelligence and Crime Analysis: Homeland Security	1	0	1.0	1	0	1	0	23	1	0	1	0
	PCJC: Pre Crim Justice Crime Analysis Option	19	1	17.1	12	8	16	4	21	17	3	20	0
	PCJU: Pre Crim Justice Track	320	89	358.3	250	159	361	48	20	361	48	408	1
	PICC: Pre-Intelligence and Crime Analysis - Cyber Security	18	3	18.8	15	6	19	2	23	17	4	21	0
	PICG: Pre-Intelligence and Crime Analysis - GIS	8	2	9.5	8	2	10	0	21	9	1	10	0
	PICH: Pre-Intelligence and Crime Analysis - Homeland Sec..	8	2	9.6	5	5	9	1	21	8	2	10	0
<b>Total</b>	<b>708</b>	<b>188</b>	<b>769.0</b>	<b>566</b>	<b>330</b>	<b>758</b>	<b>138</b>	<b>22</b>	<b>772</b>	<b>124</b>	<b>895</b>	<b>1</b>	
ECON	APEC: Economics: Applied Econ	18	5	20.1	8	15	20	3	22	19	4	23	0
	ECMA: Math Econ Track	10	0	7.8	2	8	7	3	24	5	5	10	0
	ECON: Economics	36	3	35.2	8	31	33	6	23	28	11	36	3
	POEC: Political Economy	1	0	0.8	0	1	1	0	28	1	0	1	0
	<b>Total</b>	<b>65</b>	<b>8</b>	<b>63.9</b>	<b>18</b>	<b>55</b>	<b>61</b>	<b>12</b>	<b>23</b>	<b>53</b>	<b>20</b>	<b>70</b>	<b>3</b>
ENVS	ENVA: Environ St A	12	0	11.5	8	4	11	1	21	6	6	11	1
	<b>Total</b>	<b>12</b>	<b>0</b>	<b>11.5</b>	<b>8</b>	<b>4</b>	<b>11</b>	<b>1</b>	<b>21</b>	<b>6</b>	<b>6</b>	<b>11</b>	<b>1</b>
GEOG	ESSU: Environmental Studies: Environmental Sustainabili..	38	5	36.7	29	14	37	6	22	30	13	41	2
	ESSY: Environmental Studies: Environmental Systems	21	0	17.1	12	9	15	6	23	10	11	20	1
	GEOG: Geography	3	0	2.4	0	3	1	2	34	1	2	3	0
	GLST: Global Studies	4	1	5.2	4	1	5	0	22	4	1	5	0
<b>Total</b>	<b>66</b>	<b>6</b>	<b>61.3</b>	<b>45</b>	<b>27</b>	<b>58</b>	<b>14</b>	<b>23</b>	<b>45</b>	<b>27</b>	<b>69</b>	<b>3</b>	
HD	CHDV: Child Development	24	0	14.1	21	3	11	13	30	18	6	23	1
	HD_: Human Developmnt	2	0	1.8	2	0	2	0	20	2	0	2	0
	HDGD: Human Dev Child	56	3	51.7	58	1	50	9	22	55	4	59	0
	HDLI: Human Dev LifesP	7	0	3.9	7	0	2	5	29	4	3	7	0
	PHDC: PreHumanDev Child	14	0	11.9	14	0	12	2	21	13	1	14	0
	<b>Total</b>	<b>103</b>	<b>3</b>	<b>83.4</b>	<b>102</b>	<b>4</b>	<b>77</b>	<b>29</b>	<b>24</b>	<b>92</b>	<b>14</b>	<b>105</b>	<b>1</b>
HIST	HIST: History	21	3	13.7	9	15	8	16	32	10	14	24	0
	HITT: History Teaching	17	0	11.2	3	14	9	8	24	12	5	17	0
	HSPD: Public&Oral	5	0	3.8	1	4	4	1	35	3	2	5	0
	HSTG: History B	133	41	141.9	58	116	137	37	24	120	54	174	0
	HSTP: History: Pre-Credential	115	15	109.5	49	81	110	20	24	83	47	130	0
	PHST: Public History	15	0	13.9	13	2	13	2	27	8	7	15	0
	<b>Total</b>	<b>306</b>	<b>59</b>	<b>294.1</b>	<b>133</b>	<b>232</b>	<b>281</b>	<b>84</b>	<b>25</b>	<b>236</b>	<b>129</b>	<b>365</b>	<b>0</b>
NTSS	NCSS: National Cyber Sec Studies	15	1	11.5	8	8	9	7	27	9	7	16	0
	NTSS: National Sec St	29	1	19.1	11	19	16	14	28	12	18	29	1
	<b>Total</b>	<b>44</b>	<b>2</b>	<b>30.6</b>	<b>19</b>	<b>27</b>	<b>25</b>	<b>21</b>	<b>28</b>	<b>21</b>	<b>25</b>	<b>45</b>	<b>1</b>
PSCI	PSCI: Political Sci	171	9	161.9	93	87	158	22	22	135	45	178	2
	<b>Total</b>	<b>171</b>	<b>9</b>	<b>161.9</b>	<b>93</b>	<b>87</b>	<b>158</b>	<b>22</b>	<b>22</b>	<b>135</b>	<b>45</b>	<b>178</b>	<b>2</b>
PSYC	CCPY: Clinical/Counseling Psychology	22	0	28.8	16	6	22	0	27	13	9	22	0
	CDCA: Child Development: Child and Adolescent Develop..	73	6	68.4	75	4	67	12	23	53	26	79	0
	CDEC: Child Development: Early Childhood Development	130	17	118.9	138	9	115	32	26	122	25	147	0
	IOPY: Industrial and Organizational Psychology	20	0	18.2	16	4	14	6	25	9	11	19	1
	PBCN: Psychological Science: Behavioral and Cognitive N..	1	0	0.3	0	1	0	1	31	1	0	1	0
	PBIO: BioPsy	100	4	89.9	91	13	81	23	23	84	20	103	1
	PCDC: Pre-Child Development - Child and Adolescent Deve..	87	10	86.5	92	5	89	8	22	79	18	97	0
	PCDE: Pre-Child Development - Early Childhood Developm..	132	22	131.9	150	4	128	26	22	123	31	154	0
	PIOP: Pre Psych Ind Org UG	14	2	14.3	12	4	14	2	21	7	9	15	1
	PPSY: PrePsychology	336	84	367.1	343	77	354	66	22	314	106	420	0
	PRBP: Psy PreBio	45	3	43.1	43	5	43	5	22	36	12	47	1
	PSIO: Psych Ind Org	1	0	0.3	0	1	0	1	32	0	1	1	0
	PSYC: Psychology	874	191	893.7	871	194	834	231	25	811	254	1,064	1
	PYIO: Psych Ind Org UG	47	7	42.1	39	15	37	17	26	41	13	54	0
	PYSC: Psychological Science	28	0	20.4	19	9	20	8	25	18	10	26	2
<b>Total</b>	<b>1,910</b>	<b>346</b>	<b>1,923.9</b>	<b>1,905</b>	<b>351</b>	<b>1,818</b>	<b>438</b>	<b>24</b>	<b>1,711</b>	<b>545</b>	<b>2,249</b>	<b>7</b>	
SBS	SSAP: Social Sciences and Globalization: Applied Social	18	1	10.8	12	7	3	16	33	11	8	18	1
	<b>Total</b>	<b>18</b>	<b>1</b>	<b>10.8</b>	<b>12</b>	<b>7</b>	<b>3</b>	<b>16</b>	<b>33</b>	<b>11</b>	<b>8</b>	<b>18</b>	<b>1</b>
SOC	SOC_: Sociology	8	3	9.1	9	2	8	3	23	9	2	11	0
	SOCG: Sociology Genrl	593	64	562.5	541	116	546	111	25	548	109	656	1
	SSCR: Sociology: Social Service and Community Research	116	13	110.5	115	14	109	20	25	116	13	129	0
	SSST: Soc SocialSvc	12	1	8.7	10	3	5	8	26	10	3	13	0
<b>Total</b>	<b>729</b>	<b>81</b>	<b>690.9</b>	<b>675</b>	<b>135</b>	<b>668</b>	<b>142</b>	<b>25</b>	<b>683</b>	<b>127</b>	<b>809</b>	<b>1</b>	
SSCI	SSCI: Social Sciences	0	1	1.0	0	1	1	0	20	1	0	1	0
	SSEC: Social Sciences: Economics	3	0	3.1	1	2	3	0	20	2	1	3	0
	SSGM: Social Sci Globalization	1	0	0.6	1	0	0	1	51	1	0	1	0
	SSGY: Social Sciences: Geography	2	0	1.4	2	0	1	1	29	1	1	2	0
	SSMT: Soc Sci Multi	9	0	7.1	7	2	6	3	25	6	3	9	0
	SSPL: Social Sciences: Political Science	9	1	9.0	6	4	9	1	23	7	3	10	0
	SSTT: Social Science Teaching Track	5	1	4.7	3	3	4	2	22	4	2	6	0
	<b>Total</b>	<b>29</b>	<b>3</b>	<b>26.9</b>	<b>20</b>	<b>12</b>	<b>24</b>	<b>8</b>	<b>24</b>	<b>22</b>	<b>10</b>	<b>32</b>	<b>0</b>
SW	BASW: BA Social Work	96	10	97.0	94	12	96	10	30	89	17	106	0
	PRSW: Pre Social Work	141	27	137.7	154	14	134	34	23	149	19	168	0
	SWM_: Social Work	184	0	211.0	159	25	183	1	30	142	42	183	1
	SWPA: Social Work (MSW/MPA Concurrent Program)	10	0	9.0	8	2	6	4	32	6	4	10	0
	<b>Total</b>	<b>431</b>	<b>37</b>	<b>454.7</b>	<b>415</b>	<b>53</b>	<b>419</b>	<b>49</b>	<b>28</b>	<b>386</b>	<b>82</b>	<b>467</b>	<b>1</b>
<b>Total</b>	<b>4,666</b>	<b>748</b>	<b>4,640.5</b>	<b>4,065</b>	<b>1,349</b>	<b>4,412</b>	<b>1,002</b>	<b>24</b>	<b>4,219</b>	<b>1,195</b>	<b>5,392</b>	<b>22</b>	

## Undergraduate Degrees Conferred by Detailed Major Code & College Year

### College of Arts and Letters

Department Code	Detailed Description	2018.19				2019.20				2020.21		
		Primary	Secondary	Tertiary	Total	Primary	Secondary	Tertiary	Total	Primary	Secondary	Total
AL	AMSG American Studies					1			1			
	Total					1			1			
ART	AGDM Art-Graphic Design & Marketing	30			30	29	1		30	24		24
	ARTG Art - Graphic Design	34	1		35	48			48	30		30
	ARTH Art - Art History	3	1		4	4	2		6		1	1
	ARTS Art - Studio Art	25	4		29	24	2		26	22	2	24
	ARTT Art - Art Education	1			1							
	ARVA Art - Visual Studies - Emph A	10	2		12	12	2		14	13	1	14
	ATSA Art-Studio Art BFA									1		1
	DEST Design Studies									3		3
	Total	103	8		104	117	7		118	93	4	94
COMM	CHOC Comm-Human & Org Comm Conc	66	1		67	51	4		55	40	2	42
	CHUM Comm - Human Comm Conc	1			1							
	CMAS Comm - Mass Comm Conc	5			5	4			4			
	CMMS Comm-Media Studies Conc	62	2		64	85	8		93	59		59
	CMRO Comm-Relational & Organization									6		6
	CMSC Comm-Strategic Comm									5		5
	CPBR Comm - Public Relations Conc	52	7		59	59	8	1	68	39	1	40
	Total	186	10		186	199	20	1	201	149	3	149
ENG	ELNG English - Linguistics Conc	26	3		29	20			20	17		17
	ENCW English-Creative Writing Conc	49			49	51	3		54	40	2	42
	ENLT English - Literature Conc	50		1	51	57	2		59	38		38
	Total	125	3	1	125	128	5		130	95	2	95
LBST	LBAL Liberal Studies-Arts & Letters	20			20	14			14	11		11
	LBIT Liberal Studies-Integrated	27			27	41			41	28		28
	LBST Liberal Studies	204			204	266			266	169		169
	LIBA Liberal Arts									1		1
	Total	251			251	321			321	209		209
MUS	MGEN Music-Genl Music Studies Emph	2			2							
	MSPL Music-Specialized Music Stds									1		1
	MUED Music - Music Education Emph	5			5							
	MUME Music - Music Education Conc									3		3
	MUPG Music Performance-Guitar Conc					1			1	1		1
	MUPI Music Perf-Instrumental Conc	1			1	2			2			
	MUS_ Music	10			10	17			17	9		9
	Total	18			18	20			20	14		14
PHIL	PHIL Philosophy	4			4	16			16	8	1	9
	Total	4			4	16			16	8	1	9
TD	TACT Theatre Arts - Acting Conc	2			2	20			20	11	1	12
	TDAN Theatre Arts - Dance Emphasis	1			1	1			1			
	TDES Theatre Arts-Design/Tech	3			3	4			4	6		6
	TMUS Theatre Arts - Musical Theatre	1			1	2	1		3	3	1	4
	Total	7			7	27	1		27	20	2	22
WLL	ARAB Arabic Lang, Lit & Culture	6	2		8	2	4		6	5	1	6
	FRBS French - Business Track		1		1					1		1
	FRFR French-Fren&Francophone St Trk	1			1	3			3	2		2
	FRTT French - Teacher Track	1			1					1		1
	SHLL Span-Hisp Lang, Lit & Civ	18	3		21	41			41	29		29
	SPBS Spanish - Business Studies	2	1		3	2			2	3		3
	SPCO Spanish - Comm Studies Conc	6	2		8	7	1		8		2	2
	SPHC Spanish - Hispanic Studies	2	1	1	4		29		29	2	7	9
	Total	36	10	1	43	55	34		60	43	10	45
<b>College Total</b>		<b>730</b>	<b>31</b>	<b>2</b>	<b>733</b>	<b>884</b>	<b>67</b>	<b>1</b>	<b>893</b>	<b>631</b>	<b>22</b>	<b>635</b>

## Undergraduate Degrees Conferred by Detailed Major Code & College Year

### College of Business and Public Administration

Department	Detailed Code	Description	2018.19				2019.20			2020.21		
			Primary	Secondary	Tertiary	Total	Primary	Secondary	Total	Primary	Secondary	Total
ACFN	ACCT	Admin - Accounting Conc	217	7		224	203	5	208	147	3	150
	FIN_	Admin - Finance Conc	168	13	2	183	159	9	168	109		109
	FNPL	Admin - Fnc'l Planning Conc	2			2	2		2	5	2	7
	RLST	Admin - Real Estate Conc	6	1		7	2		2	2		2
	Total		393	21	2	404	366	14	373	263	5	264
ENTR	ENTM	Admin-Entrepreneurial Mgt Conc	15	5		20	9		9	3		3
	ENTR	Admin - Entrepreneurship Conc								31	2	33
	Total		15	5		20	9		9	34	2	36
IDS	BSAN	Admin - Bus Analytics Conc	6	1		7	11	1	12	7		7
	CYSC	Admn-Cyber Security Conc	15			15	14		14			
	INAS	Adm-Info Assur & Sec Mgmt Conc	1			1						
	INFO	Admin - Info Mgmt Conc	1			1						
	INST	Admin - Info Systems & Tech	28	2		30	29		29	19	1	20
	ISCI	Info Syst & Tech - CIS Option	11			11	11	1	12	12		12
	ISCS	Info Syst & Tech-Cyber Sec Opt	8	1		9	2		2			
	ISCY	Info Syst & Tech - Cyber Sec	69			69	111	1	112	111	1	112
	ISIN	Info Syst & Tech - Intel Opt	3			3	2		2	3		3
	ISPA	Info Syst & Tech - Pub Adm Opt					3	1	4	1		1
	SCTM	Admn-Supply Chain & Trans Mgmt	19	1		20	25		25	15		15
	Total		161	5		165	208	4	209	168	2	170
MGMT	ENTR	Admin - Entrepreneurship Conc	24	7		31	39	5	44			
	HRMG	Admn-Human Resource Conc	82	1		83	104	4	108	82	1	83
	MNGG	Admn-Mgmt Conc-Gen Bus Splzn								1		1
	MNGT	Admin - Management Conc	176	8		184	193	3	196	166	4	170
	Total		282	16		296	336	12	343	249	5	253
MKTG	HOSM	Admin - Hospitality Mgmt Conc								1		1
	INBF	Admin - Intl Bus - Functional	4			4	19	1	20	10		10
	INBR	Admin - Intl Bus - Regional	15			15	11		11	9		9
	INBS	Admn - Intl Bus - Study Abroad	7			7	8		8	4		4
	MKTG	Admin - Marketing Conc	139	18	2	159	128	7	135	107	4	111
	SPEN	Admin-Sports & Entertain Mktg	23	7		30	30	3	33	14	1	15
	Total		188	25	2	205	196	11	203	145	5	149
PA	PA__	Admin - Public Adm Conc	24			24	26		26	16		16
	Total		24			24	26		26	16		16
<b>College Total</b>			<b>1,063</b>	<b>72</b>	<b>4</b>	<b>1,069</b>	<b>1,141</b>	<b>41</b>	<b>1,141</b>	<b>875</b>	<b>19</b>	<b>877</b>





## Undergraduate Degrees Conferred by Detailed Major Code & College Year

### College of Education

			2018.19		2019.20		2020.21		Total
			Primary	Total	Primary	Total	Primary	Secondary	
Department Code	Detailed Description								
ELT	CTEC	Career and Technical Studies	6	6	8	8	9	1	10
	Total		6	6	8	8	9	1	10
<b>College Total</b>			6	6	8	8	9	1	10

## Undergraduate Degrees Conferred by Detailed Major Code & College Year

			College of Natural Sciences									
			2018.19			2019.20			2020.21			
Department	Detailed Code	Description	Primary	Secondary	Total	Primary	Secondary	Tertiary	Total	Primary	Secondary	Total
BIOL	BIEC	Biology-Ecology and Evolution	1		1	3			3			
	BIOL	Biology	104		104	141	3		144	126	1	127
	BMED	Biology - Pre-Med Option	7		7	5			5			
	<b>Total</b>			<b>112</b>		<b>112</b>	<b>149</b>	<b>3</b>		<b>152</b>	<b>126</b>	<b>1</b>
CHEM	CACS	Chemistry - ACS Certified Opt	13		13	15			15	7		7
	CBIO	Chemistry - Biochemistry Conc	21	1	22	27	1		28	15		15
	CHEM	Chemistry	24		24	32	1		33	21		21
	<b>Total</b>			<b>58</b>	<b>1</b>	<b>59</b>	<b>74</b>	<b>2</b>		<b>76</b>	<b>43</b>	
CSE	BINF	Bioinformatics	2		2	2			2	2		2
	COEN	Computer Engineering	31		31	58	2		60	37		37
	CSCI	Computer Science	73	1	74	105	1		106	84		84
	CSGD	Comp Systems-Game Dev Conc	4		4	15	2		17	6		6
	CSGI	Comp Systems-Gen Interdis Conc	4		4	1			1	3	1	4
	CSGP	Comp Systems-Graphics Prog Opt				1	2		3			
	CSSA	Comp Systems-System Admin Co..	14	1	15	11			11	3		3
	CSWP	Comp Systems-Web Program Opt				6			6	4		4
	<b>Total</b>			<b>128</b>	<b>2</b>	<b>128</b>	<b>199</b>	<b>7</b>		<b>200</b>	<b>139</b>	<b>1</b>
GEOL	ENVG	Geology-Environmental Geol	4	6	10	2	5		7	4		4
	GEOL	Geology - General Geology Conc	10	1	11	8			8	4	1	5
	<b>Total</b>			<b>14</b>	<b>7</b>	<b>14</b>	<b>10</b>	<b>5</b>		<b>10</b>	<b>8</b>	<b>1</b>
HSCI	HSAD	Health Services Administration								6		6
	HSEH	Hlth Sci - Environmental Hlth	13		13	13			13	22		22
	HSHC	Hlth Sci - Health Care Mgmt	68		68	73	1		74	26		26
	HSPH	Health Sci-Public Health Educ	58		58	89			89	88		88
	NSCD	Nutritional Sci & Dietetics								27		27
	NTFS	Nutrition and Food Sciences	55		55	43			43	17		17
	PBHL	Public Health								4		4
	<b>Total</b>			<b>194</b>		<b>194</b>	<b>218</b>	<b>1</b>		<b>218</b>	<b>190</b>	
KINE	KAHP	Kinesiology-Allied Health Prof	45	2	47	49	1	1	51	36	1	37
	KEXS	Kinesiology-Exercise Science	144	7	151	167	5		172	122		122
	KPEC	Kinesiology - PE & Adapted PE								1		1
	KPED	Kinesiology - Pedagogy Conc	37	1	38	49	1		50	38		38
	KPPT	Kinesiology-Pre-Physicl Therapy				1			1			
<b>Total</b>			<b>226</b>	<b>10</b>	<b>226</b>	<b>266</b>	<b>7</b>	<b>1</b>	<b>267</b>	<b>197</b>	<b>1</b>	<b>197</b>
MATH	MAAM	Mathematics - Applied Math								2		2
	MABC	Mathematics - Biology Conc	1		1							
	MACS	Mathematics - Comp Sci Conc	2		2	5			5			
	MAEC	Mathematics - Economics Conc	4		4	2			2			
	MAGI	Mathematics - Geog Info Sys	1		1	1			1			
	MAGT	Mathematics - General Track	5		5	6		1	7	4		4
	MAPC	Mathematics - Physics Conc	1		1	3	1		4			
	MATH	Mathematics	36	3	39	42			42	23		23
		Mathematics - General Math	36	3	39	42			42	23		23
	MATM	Mathematics - Teaching Math								15		15
	MATT	Mathematics - Teaching Track	32		32	29			29	22		22
<b>Total</b>			<b>82</b>	<b>3</b>	<b>85</b>	<b>88</b>	<b>1</b>	<b>1</b>	<b>90</b>	<b>66</b>		<b>66</b>
NURS	NRSG	Nursing (Pre-Licensure)	92		92	140	1		141	107		107
	RNBS	Nursing - RN-to-BSN Program	2		2	14			14	4		4
	<b>Total</b>			<b>94</b>		<b>94</b>	<b>154</b>	<b>1</b>		<b>155</b>	<b>111</b>	
PHYS	PHAP	Physics - Applied Physics Optn	9	1	10	8	1	1	10	4		4
	PHYS	Physics	7		7	3	2		5	4		4
	<b>Total</b>			<b>16</b>	<b>1</b>	<b>17</b>	<b>11</b>	<b>3</b>	<b>1</b>	<b>15</b>	<b>8</b>	
<b>College Total</b>			<b>924</b>	<b>24</b>	<b>927</b>	<b>1,169</b>	<b>30</b>	<b>3</b>	<b>1,170</b>	<b>888</b>	<b>4</b>	<b>889</b>

## Undergraduate Degrees Conferred by Detailed Major Code & College Year

### College of Social and Behavioral Sciences

Department	Detailed Code	Description	2018.19			2019.20			2020.21		
			Primary	Secondary	Total	Primary	Secondary	Total	Primary	Secondary	Total
ANTH	ANTH	Anthropology	24	1	25	30		30	17	1	18
	Total		24	1	25	30		30	17	1	18
CD	HDLI	Hum Dev - Lifespan Track	12	10	22	11	4	15	7	4	11
	Total		12	10	22	11	4	15	7	4	11
CJUS	CCAC	CrimJust - CrimeAnalysis - CS	7		7	3		3	5		5
	CCAG	CrimJust - CrimeAnalysis - GIS	4		4	1		1	2		2
	CJCA	Crim Just - Crime Analysis Opt	3		3						
	CJPS	Crim Justice-Paralegal Std Opt				1		1	2		2
	CJUS	Criminal Justice	245	1	246	290	1	291	252		252
	Total		259	1	260	295	1	296	261		261
ECON	APEC	Econ - Applied Econ Conc	14		14	9	1	10	9		9
	ECMA	Econ - Mathematical Econ Conc	5		5	4		4	4		4
	ECON	Economics - General Econ	17	1	18	15	1	16	14		14
	PLEC	Econ - Political Economy Track	2		2	2		2	1		1
Total		38	1	38	30	2	30	28		28	
GEOG	ENVA	Environmental Studies-Track A	11	2	13	20	1	21	13		13
	ENVB	Environmental Studies-Track B	2		2	3		3	1		1
	ESSU	Environ Studies-Envir Sustain							3		3
	ESSY	Environ Studies-Envir Systems							1		1
	G EGL	Geography - Global Studies Opt	2		2	3	1	4	1		1
	GEOG	Geography	7	3	10	5	2	7	4		4
	GLST	Global Studies							3		3
Total		22	5	22	31	4	32	26		26	
HD	HDCD	Hum Dev-Chld Dev-Track I	92	30	122	96	23	119	42	4	46
	HDSA	Hum Dev - School Age Track	3		3	2		2			
	Total		95	30	125	98	23	121	42	4	46
HIST	HITT	History - Teaching Track	30		30	46		46	24		24
	HSPO	History-Public & Oral Hist Opt	4		4	2		2	8		8
	HSTG	History	37		37	36	2	38	25	2	27
	HSTP	History - Pre-Credential Conc							11		11
Total		71		71	84	2	86	68	2	69	
PSCI	PSCI	Political Science	70		70	66	2	68	48		48
	Total		70		70	66	2	68	48		48
PSYC	CDCA	Child Dev - Child & Adolescent							17		17
	CDEC	Child Dev - Early Child Dev							34		34
	PBIO	Psychology - Biological Psych	51	2	53	50		50	41		41
	PSYC	Psychology - General Psyc	539	19	558	588	27	615	463	11	474
	PYIO	Psyc - Indust/Org Psyc Conc	19		19	27		27	33	1	34
Total		609	21	630	665	27	692	588	12	600	
SOC	SOC_	Sociology	127		127	64	2	66	17		17
	SOCG	Sociology - General Sociology	87	1	88	164		164	185	1	186
	SSCR	Sociology-Soc Serv & Comm Rsch							11		11
	SSST	Sociology-Social Service Track	58		58	60		60	46		46
Total		272	1	273	288	2	290	259	1	260	
SSCI	SSCT	Social Sciences - Cred Track	3		3						
	SSMT	SSCI - Multidisciplinary Track	14		14	10		10	16		16
	SSTT	Social Sciences-Teaching Track				3		3	2		2
Total		17		17	13		13	18		18	
SW	BASW	Social Work	47		47	51		51	51		51
	Total		47		47	51		51	51		51
<b>College Total</b>			<b>1,536</b>	<b>70</b>	<b>1,541</b>	<b>1,662</b>	<b>67</b>	<b>1,668</b>	<b>1,413</b>	<b>24</b>	<b>1,415</b>

## Graduate Degrees Conferred by Detailed Major Code & College Year

### College of Arts and Letters

Department	Detailed Code	Description	2018.19			2019.20			2020.21		
			Primary	Secondary	Total	Primary	Secondary	Total	Primary	Secondary	Total
ART	STAR	Studio Art	4		4	4		4	3		3
	Total		4		4	4		4	3		3
COMM	CIMC	Comm Stds-Integrated Mktg Co..	3		3						
	COMS	Communication Studies	10		10	7		7	16		16
	Total		13		13	7		7	16		16
ENG	ENAL	English Comp-Applied Ling&TESL	7		7	7		7	3		3
	ENCL	English Composition - Eng Lit	9	2	11	4		4	16	1	17
	ENGC	English Composition	5	2	7	7	2	9	5	7	12
	EWCR	English & Writing St-Comp Rhet							2	1	3
	EWLT	English & Writing St - Lit							6	1	7
Total		21	4	21	18	2	18	32	10	32	
UNV	INTD	Interdisciplinary Studies				5		5			
	Total					5		5			
WLL	SHAL	Spanish-Hispanic Applied Ling	1		1				2		2
	SLLC	Spanish-Hispanic Lit, Ling, Civ	8		8	4		4	6		6
	Total		9		9	4		4	8		8
<b>College Total</b>			47	4	47	38	2	38	59	10	59

## Graduate Degrees Conferred by Detailed Major Code & College Year

### College of Business and Public Administration

Department	Detailed Code	Description	2018.19			2019.20			2020.21		
			Primary	Secondary	Total	Primary	Secondary	Total	Primary	Secondary	Total
ACFN	ACCY	Accountancy	50		50	36		36	16		16
	ACPR	Accountancy - Profess Acct Opt	3		3						
	ACTM	Business Admin - Accounting	11		11	5		5	4	2	6
	FINN	Business Admin - Finance	3	1	4	7	1	8	9		9
	Total		67	1	68	48	1	49	29	2	31
ADMN	ADMN	Administration	23		23	4		4	2		2
	ADPR	Bus Admn - Professional Prgm	43		43	73		73	43		43
	EXEC	Bus Admin - Executive Conc							2		2
	Total		66		66	77		77	47		47
CEL	EXCG	Bus Admin-Executive Conc (OL)							3		3
	FINA	Finance (CEGE)							6		6
	Total								9		9
ENTR	ENTP	Bus Admin - Entrepreneurship							4		4
	Total								4		4
IDS	BITM	Bus Adm-Bus Intel & Info Tech	5		5	5	2	7	16	1	17
	CSEC	Bus Admn - Cyber Security	5	1	6	18	6	24	8	2	10
	GSCH	Bus Adm-Global Supply Chn Mgmt	7		7	12	2	14	1	1	2
	ISTB	Info Sys & Tech - Bus Intel	2		2	4	1	5	11		11
	ISTC	Info Sys & Tech - Cyber Sec	4		4	7		7	8		8
	Total		23	1	24	46	11	53	44	4	47
MGMT	ENTP	Bus Admin - Entrepreneurship	4		4	6	1	7			
	MANM	Bus Admin - Management	12	4	16	21	1	22	9	1	10
	Total		16	4	18	27	2	29	9	1	10
MKTG	MRKM	Bus Admin-Marketing	5	2	7	12	2	14	5	1	6
	Total		5	2	7	12	2	14	5	1	6
PA	PACS	Public Admin-Cyber Security	6		6	7		7	6		6
	PAFM	Public Admin - Pub Fin Mgmt	12		12	7		7	12		12
	PALD	Public Admin - Leadership Conc	15		15	42		42	25		25
	PAM_	Public Administration	41		41	32		32	32		32
	PASW	Public Admin - SW Concurrent		2	2		2	2	1		1
Total		74	2	76	88	2	90	76		76	
<b>College Total</b>			251	10	253	298	18	300	223	8	223

## Graduate Degrees Conferred by Detailed Major Code & College Year

### College of Education

Department	Detailed Code	Description	2018.19		2019.20		2020.21			
			Primary	Total	Primary	Secondary	Total	Primary	Secondary	Total
ELT	CTED	Education - Career & Tech Educ	15	15	9		9	13		13
	EADM	Educational Administration	31	31	33		33	32		32
	ETEC	Educ-Instructional Technology	14	14	14		14	11	1	12
	INDT	Instructional Design & Tech						5		5
	Total		60	60	56		56	61	1	61
EREG	EREH	Rehabilitation Counseling	1	1						
	Total		1	1						
SERC	CPCC	Counseling-Professional Coun						1		1
	CSPC	Counseling-School/Professional						43		43
	ECLG	Counseling and Guidance	35	35	50		50	1		1
	EREH	Rehabilitation Counseling	17	17	14		14	11		11
	ESPE	Education - Special Educ Opt	2	2	2		2	1		1
	SPED	Special Education	37	37	68		68	49		49
	SPSY	School Psychology	24	24	19		19	22		22
	Total		115	115	153		153	128		128
TEF	EESL	Education - TESOL Option	21	21	28	1	29	11		11
	ERDL	Educ - Reading & Literacy Opt			1		1			
	ESTM	Educ - STEM Ed Option	15	15	4		4	7		7
	TESL	TESOL MA						12		12
	Total		36	36	33	1	34	30		30
<b>College Total</b>			<b>212</b>	<b>212</b>	<b>242</b>	<b>1</b>	<b>242</b>	<b>219</b>	<b>1</b>	<b>219</b>

## Graduate Degrees Conferred by Detailed Major Code & College Year

			College of Natural Sciences										
			2018.19				2019.20				2020.21		
Department	Detailed Code	Description	Primary	Secondary	Tertiary	Total	Primary	Secondary	Tertiary	Total	Primary	Secondary	Total
BIOL	BIOM	Biology	7			7	4			4	4		4
	Total		7			7	4			4	4		4
CHEM	EESP	Earth and Env Sci - Prof Sci	1			1	4			4	1		1
	ENPS	Environ Sci - Prof Science Opt	1			1							
	Total		2			2	4			4	1		1
CSE	CSCM	Computer Science	9			9	4			4	4		4
	Total		9			9	4			4	4		4
GEOL	EESG	Earth and Env Sci - Geology	2			2	1			1	2		2
	Total		2			2	1			1	2		2
HSCI	HSAD	Health Services Administration	15			15	23			23	13		13
	PHLT	Public Health Masters	21			21	14			14	17	1	18
	Total		36			36	37			37	30	1	31
MATH	MATM	Teaching Mathematics	1			1	2			2			
	MTHM	Mathematics	11			11	10			10	6		6
	Total		12			12	12			12	6		6
NURS	NANE	Nursing-Academic Nursing Educ	1			1							
	NCNS	Nurs-Adv Com/Pub Hlth Nurs Con	2	3	1	6	3			3			
	NPBA	Nursing-Popula-Based Nursing	1	3	5	9	1	3		4	1		1
	NRNE	Nursing - Nurse Educator	6	2		8	4	1	1	6	3		3
	Total		10	8	6	10	8	4	1	8	4		4
<b>College Total</b>			78	8	6	78	70	4	1	70	51	1	52

## Graduate Degrees Conferred by Detailed Major Code & College Year

### College of Social and Behavioral Sciences

Department	Detailed Code	Description	2018.19		2019.20		2020.21		
			Primary	Total	Primary	Total	Primary	Secondary	Total
ANTH	AARC	Applied Archaeology	1	1	3	3	3	3	
	Total		1	1	3	3	3	3	
CJUS	CJUM	Criminal Justice	3	3	10	10	4	4	
	Total		3	3	10	10	4	4	
HD	CHDV	Child Development	1	1	6	6	6	6	
	Total		1	1	6	6	6	6	
PSYC	CCPY	Clinical/Counseling Psychology					11	11	
	PBCN	Psyc Sci - Behav & Cog Neuro					1	1	
	PEXP	Psychology-Genrl Experimental	2	2	1	1	2	2	
	PSCC	Psyc - Clinical Counseling	12	12	8	8	1	1	
	PSIO	Psych-Industrial/Organizationl	7	7	10	10	14	14	
	PYSC	Psychological Science - Gen	11	11	4	4	4	4	
	Total		32	32	23	23	33	33	
SBS	NCSS	National CyberSecurity Studies	7	7	4	4			
	NTSS	National Security Studies	17	17	8	8	7	7	
	SSAP	Social Sci & Global-Applied					1	1	
	Total		24	24	12	12	8	8	
SSCI	SSGM	Social Sciences & Global	8	8	11	11	5	5	
	Total		8	8	11	11	5	5	
SW	SWM_	Social Work	93	93	100	100	103	103	
	SWPA	Social Work - PA Concurrent	2	2	2	2		1	
	Total		95	95	102	102	103	1	
<b>College Total</b>			164	164	167	167	162	1	163





**Doctorate Degrees Conferred by Detailed Major Code & College Year**

**College of Education**

Department	Detailed Code	Description	2018.19		2019.20		2020.21	
			Primary	Total	Primary	Total	Primary	Total
EDUC	EDLE	Educational Leadership	11	11	4	4	4	4
	Total		11	11	4	4	4	4
ELT	ELCC	Educ Leadership - Comm College	6	6	9	9	6	6
	ELPT	Educ Leadership - P-12	2	2	5	5	5	5
	Total		8	8	14	14	11	11
<b>College Total</b>			<b>19</b>	<b>19</b>	<b>18</b>	<b>18</b>	<b>15</b>	<b>15</b>

## CSUSB Cumulative Degrees Conferred

AcadYr	Yearly Total by Degree Level				Cumulative Total			
	BA/BS	Masters	Ed.D	Total	BA/BS	Masters	Ed.D	Total
1966-67	38	0	0	38	38	0	0	38
1967-68	93	0	0	93	131	0	0	131
1968-69	164	0	0	164	295	0	0	295
1969-70	246	0	0	246	541	0	0	541
1970-71	360	0	0	360	901	0	0	901
1971-72	494	0	0	494	1,395	0	0	1,395
1972-73	624	3	0	627	2,019	3	0	2,022
1973-74	626	26	0	652	2,645	29	0	2,674
1974-75	669	89	0	758	3,314	118	0	3,432
1975-76	650	131	0	781	3,964	249	0	4,213
1976-77	599	170	0	769	4,563	419	0	4,982
1977-78	592	209	0	801	5,155	628	0	5,783
1978-79	595	212	0	807	5,750	840	0	6,590
1979-80	622	255	0	877	6,372	1,095	0	7,467
1980-81	589	235	0	824	6,961	1,330	0	8,291
1981-82	591	244	0	835	7,552	1,574	0	9,126
1982-83	646	230	0	876	8,198	1,804	0	10,002
1983-84	691	255	0	946	8,889	2,059	0	10,948
1984-85	752	244	0	996	9,641	2,303	0	11,944
1985-86	808	246	0	1,054	10,449	2,549	0	12,998
1986-87	916	268	0	1,184	11,365	2,817	0	14,182
1987-88	1,013	268	0	1,281	12,378	3,085	0	15,463
1988-89	1,137	362	0	1,499	13,515	3,447	0	16,962
1989-90	1,278	370	0	1,648	14,793	3,817	0	18,610
1990-91	1,354	397	0	1,751	16,147	4,214	0	20,361
1991-92	1,481	449	0	1,930	17,628	4,663	0	22,291
1992-93	1,712	541	0	2,253	19,340	5,204	0	24,544
1993-94	1,926	523	0	2,449	21,266	5,727	0	26,993
1994-95	1,923	546	0	2,469	23,189	6,273	0	29,462
1995-96	2,007	457	0	2,464	25,196	6,730	0	31,926
1996-97	1,892	514	0	2,406	27,088	7,244	0	34,332
1997-98	1,955	558	0	2,513	29,043	7,802	0	36,845
1998-99	2,079	668	0	2,747	31,122	8,470	0	39,592
1999-00	2,176	685	0	2,861	33,298	9,155	0	42,453
2000-01	2,097	748	0	2,845	35,395	9,903	0	45,298
2001-02	2,276	902	0	3,178	37,671	10,805	0	48,476
2002-03	2,331	689	0	3,020	40,002	11,494	0	51,496
2003-04	2,531	795	0	3,326	42,533	12,289	0	54,822
2004-05	2,684	693	0	3,377	45,217	12,982	0	58,199
2005-06	2,657	882	0	3,539	47,874	13,864	0	61,738
2006-07	2,595	775	0	3,370	50,469	14,639	0	65,108
2007-08	2,626	754	0	3,380	53,095	15,393	0	68,488
2008-09	2,702	742	0	3,444	55,797	16,135	0	71,932
2009-10	2,604	784	0	3,388	58,401	16,919	0	75,320
2010-11	2,522	701	6	3,229	60,923	17,620	6	78,549
2011-12	2,983	654	9	3,646	63,906	18,274	15	82,195
2012-13	3,129	690	6	3,825	67,035	18,964	21	86,020
2013-14	3,343	610	10	3,963	70,378	19,574	31	89,983
2014-15	3,155	604	10	3,769	73,533	20,178	41	93,752
2015-16	3,773	834	3	4,610	77,652	21,079	44	98,775
2016-17	3,885	767	7	4,659	81,537	21,847	51	103,435
2017-18	4,202	744	12	4,958	85,393	22,523	63	107,979
2018-19	4,264	753	19	5,036	89,657	23,276	82	113,015
2019-20	4,864	815	18	5,697	94,521	24,091	100	118,712
2020-21	3,816	714	15	4,545	98,337	24,805	115	123,257