

OFFICE OF STUDENT RESEARCH

Fact Sheet 2017-2018

Dr. Dorota Huizinga
Associate Vice Provost for Research
& Dean of Graduate Studies

Dr. Christina Hassija
Director for the Office of Student
Research

Danielle White
Administrative Support
Coordinator

OUR MISSION

The mission of the Office of Student Research (OSR) is to facilitate the engagement of students in scholarly and creative activities related to their disciplines by providing resources that support both student scholars and faculty mentors.

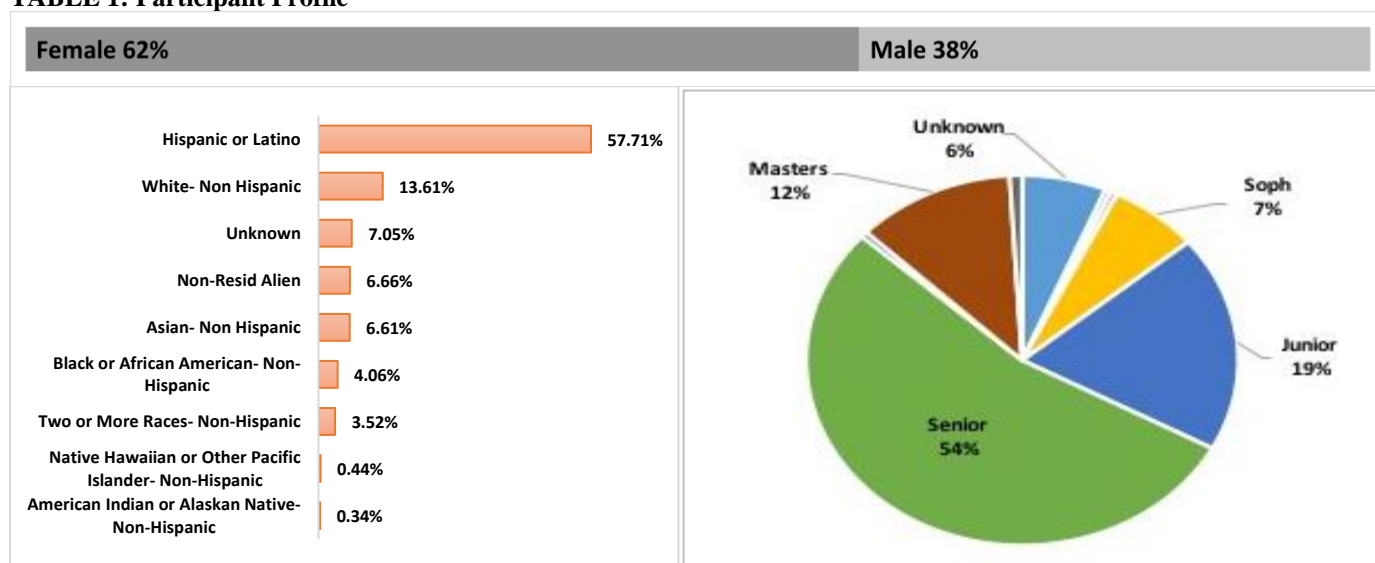
www.csusb.edu/student-research



OUR STUDENTS

In 2017/18 AY 2043 CSUSB students participated in the programs and activities offered by OSR.

TABLE 1: Participant Profile




OUR IMPACT

The OSR gathers data on the GPAs of the students participating in the Peer Lab and Peer Research Consultant programs.

The graphs below shows that the Peer Lab and Peer Research Consultant programs had an impact on the mean course grade GPA of the students who attended the peer sessions, comparing to their peers who did not. The difference shown below indicates that this impact was significant both for “All Students” and the “URM Students” participating in the Peer Lab or Peer Research Consultant sessions.

TABLE 2: Peer Lab and Peer Research Consultant Impact on the participant course GPA





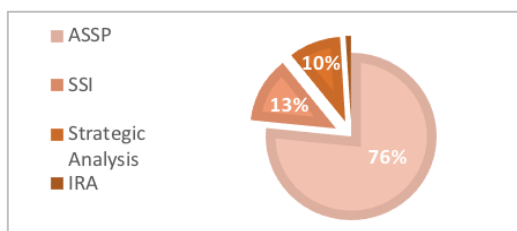
NEW in 2017/18

The OSR held its first **Research Week** on May 14-18. During this week we held the first **Annual Faculty Mentors' Recognition Brunch**. The week also included student presentations during the annual "Meeting of the Minds." The students who were selected as the best oral and poster presenters were recognized during the first annual **Recognition of Student Researchers Luncheon**. In Spring 2018 The OSR created and published its first **Newsletter**, which featured student and faculty highlights.



2017/18 BUDGET

This year's OSR's budget totaled \$567,155 in the program and operating expenses. The sources of funding included the Academic Student Success Programs (ASSP) Fund, Strategic Analysis, the Student Success Initiative (SSI), and the Instructionally Related Activities (IRA). There was a total of \$252,646 in the funds awarded to support students, and a total of \$188,000 was allocated to support faculty.



ANNUAL GRANT PROGRAMS OFFERED IN 2017/18

Student Grants:

Program	Offered Since
Student Grant	2012/13
SSI Graduate Culminating Experience	2016/17
SSI Graduate Innovative Scholars Fund	2016/17
Student Research & Travel (ASI & IRP)	2008/09
Peer Lab	2012/13
Peer Research Consultant	2012/13

Faculty Grants:

Program	Offered Since
Course Redesign	2016/17
Faculty Assigned Time	2016/17
RSCA Mentor Award	2016/17

Faculty/Student Team Grants:

Program	Offered Since
Faculty/Student Grant	2012/13
Summer Research Program	2012/13



ANNUAL EVENTS

Each year, the OSR hosts a variety of events that are designed to bring exposure to the research and creative projects being conducted by faculty and students on campus. The school year began with the annual **Taste of Research** event, which included faculty and student



guest speakers from various disciplines, who presented their research or creative projects in the form of oral or poster presentations at the Palm Desert campus. In February of 2018, we hosted the CSUSB Student Research Competition, where students competed to qualify for the prestigious statewide Annual CSU Student Research Competition. Finally,



the year concluded with the annual "Meeting of the Minds" Student Research Symposium, where CSUSB graduate and undergraduate students had the opportunity to showcase their research and creative activities through oral and poster presentations.



ONGOING SERVICES AND WORKSHOPS OFFERED IN 2017/18

Services:

OSR Journal of Student Research

- GRE Preparation Course
- Peer Statistician
- Laptop Lending

Workshops:

- What is Research?
- Grant Writing Workshop
- Introduction to CSUSB Graduate Programs
- Introduction to Ph.D. Programs
- IRB Fundamentals Workshop
- Conducting a Literature Review
- How to Write a Personal Statement for Graduate School?
- Presenting a Poster/Oral Presentation Workshop



OUR GOALS FOR 2019/20

1. Develop a 5-year strategic plan for the OSR
2. Enhance presence of the OSR on CSUSB and Palm Desert campuses.
3. Increase student and faculty participation in all OSR activities by 5%.
4. Identify new sources of funding for the OSR to increase funding for existing and new programs.
5. Increase diversity of the OSR participants by reaching out to new faculty mentors via email, in person, newsletters, new faculty etc.
6. Increase OSR outreach through advertising on campus via newsletters, posters, and flyers for programs
7. Increase support for faculty mentoring
8. Continue to develop and implement assessment strategies for OSR programs

APPENDIX

TABLE I: OSR program budget and 5-year participation trends.

PROGRAMS	2017-2018 Budget Allocations	2013 - 2014		2014 - 2015		2015-2016		2016-2017		2017-2018	
		Student	Faculty	Student	Faculty	Student	Faculty	Student	Faculty	Student	Faculty
COURSE RE-DESIGN	\$32,000	--	5	--	6	--	10	--	8	--	8
CSUSB COMPETITION	0	28	22	27	22	20	15	34	21	29	23
FACULTY/STUDENT GRANTS	\$33,000	6	6	24	24	26	24	26	22	30	22
STUDENT GRANTS	\$10,000	12	12	10	10	16	16	21	21	23	18
PEER RESEARCH CONSULTANT PROGRAM	\$22,275	146	13	270	12	350	14	550	8	507	10
PEER LAB PROGRAM	\$49,005	209	12	635	22	661	32	1925	24	1018	22
PEER STATISTICS SPECIALIST	\$4,995	10	--	18	--	11	--	19	--	1	--
SUMMER RESEARCH PROGRAM	\$133,300	35	16	32	12	33	13	28	9	27	9
SYMPOSIUM	\$10,000	109	23	188	12	220	12	299	17	283	17
WORKSHOPS	0	83	--	108	--	32	--	145	--	91	--
FACULTY ASSIGNED TIME	\$52,500	N/A	N/A	N/A	N/A	N/A	N/A	--	10	--	10
SSI GRADUATE THESIS GRANT	\$32,783	N/A	N/A	N/A	N/A	N/A	N/A	6	6	21	13
SSI INNOVATIVE GRANT	\$32,783	N/A	N/A	N/A	N/A	N/A	N/A	7	7	13	8
FACULTY MENTOR AWARD	\$10,000	N/A	N/A	N/A	N/A	N/A	N/A	--	4	--	4
	N/A	163	--	308	--	441	--	524	--	614	--
TOTAL	\$422,641	638	109	1312	120	1326	136	3060	157	2043	164

TABLE II: Comparing the Effects of Peer Lab and Peer Research for < 3.0 and ≥ 3.0 GPA Students

Academic Year 2017-2018 Peer Lab		Grade Comparison											
		All				Less than 3.0 Incoming GPA				3.0 or Greater Incoming GPA			
		Overall	No	PC/PL	Dif.	Overall	No	PC/PL	Dif.	Overall	No	PC/PL	Dif.
All Students	Count	2559	1577	982	--	1360	883	477	--	1199	694	505	--
	Cumulative GPA ^a	2.95	2.92	3.01	0.09	2.58	2.56	2.62	0.06	3.37	3.37	3.38	0.01
	Course Grade	2.29	2.00	2.71	0.71*	1.79	1.54	2.24	0.70*	2.85	2.64	3.14	0.50*
	Mean Difference ^b	-0.66	-0.92	-0.30	--	-0.79	-1.02	-0.38	--	-0.52	-0.73	-0.24	--
Only URM	Count	1820	1136	684	--	1039	679	360	--	761	442	319	--
	Cumulative GPA ^a	2.90	2.86	2.95	0.09	2.57	2.55	2.62	0.07	3.34	3.34	3.34	0.00
	Course Grade	2.18	1.89	2.65	0.76*	1.76	1.50	2.26	0.76*	2.73	2.48	3.08	0.06
	Mean Difference ^b	-0.72	-0.97	-0.30	--	-0.81	-1.05	-0.36	--	-0.61	-0.86	-0.26	--
^a Cumulative GPA is the start of term GPA ^b Mean GPA difference between start of term GPA and course GPA Significant at * <i>p</i> < .05. Note. Green text indicates gains from No Lab to Lab or Cumulative GPA to Course Grade. Note. Red text indicates losses from No Lab to Lab or Cumulative GPA to Course Grade.													
Academic Year 2017-2018 Peer Research Consultant		Grade Comparison											
		All				Less than 3.0 Incoming GPA				3.0 or Greater Incoming GPA			
		Overall	No	PC/PL	Dif.	Overall	No	PC/PL	Dif.	Overall	No	PC/PL	Dif.
All Students	Count	1992	1340	652	--	1070	751	319	--	935	598	337	--
	Cumulative GPA ^a	2.95	2.92	3.01	0.09	2.60	2.33	2.65	0.32	3.36	3.35	3.36	0.01
	Course Grade	2.74	2.72	2.81	0.09	2.36	2.58	2.41	0.17	3.19	3.19	3.18	0.01
	Mean Difference ^b	-0.21	-0.20	-0.20	--	-0.24	0.25	-0.24	--	-0.17	-0.16	-0.18	--
Only URM	Count	1295	872	423	--	771	538	233	--	511	325	186	--
	Cumulative GPA ^a	2.89	2.86	2.94	0.08	2.59	2.58	2.63	0.05	3.33	3.33	3.33	0.00
	Course Grade	2.67	2.65	2.70	0.05	2.33	2.33	2.34	0.01	3.18	3.20	3.15	0.05
	Mean Difference ^b	-0.22	-0.27	-0.24	--	-0.26	-0.25	-0.29	--	-0.15	-0.13	-0.18	--
^a Cumulative GPA is the start of term GPA ^b Mean GPA difference between start of term GPA and course GPA Significant at * <i>p</i> < .05. Note. Green text indicates gains from No Lab to Lab or Cumulative GPA to Course Grade. Note. Red text indicates losses from No Lab to Lab or Cumulative GPA to Course Grade.													