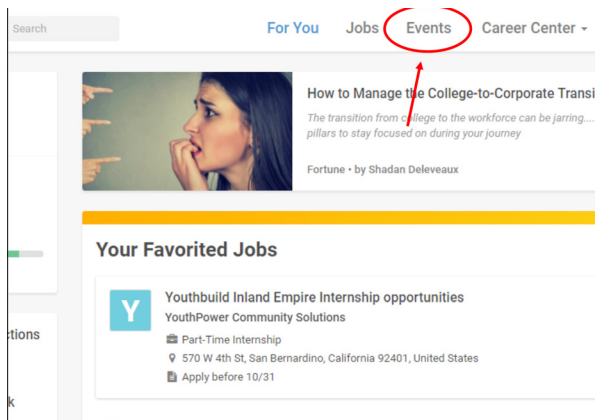


Searching for Events

The following is a guide on how to search for on-campus events through Handshake. These events include workshops, class presentations, information sessions, and career fairs. There is no cost to attend these events and is highly recommended for students who want to learn about enhancing their professional development and searching for potential job opportunities.

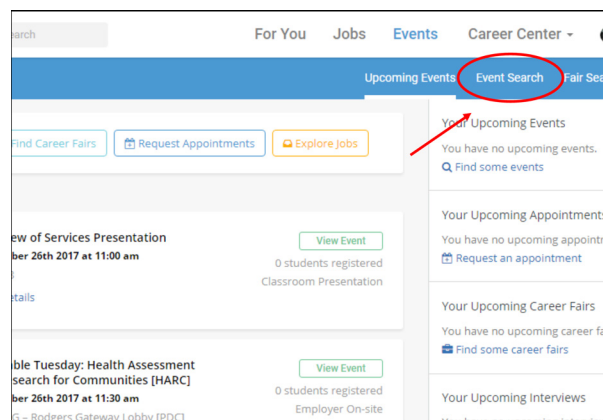
STEP 1

Click on the “Events” tab on the right side of the Handshake toolbar. You will then be sent to a list of upcoming events, such as on-campus interviews, workshops and career fairs.



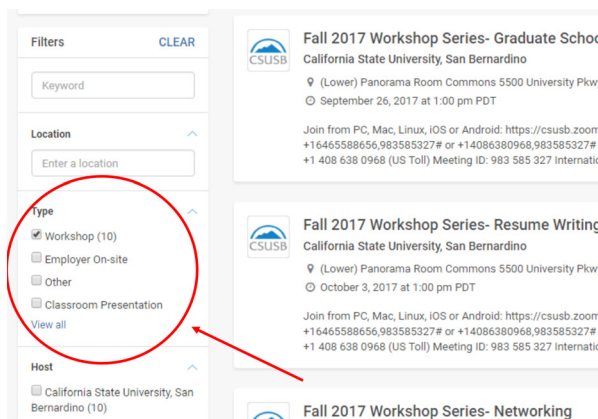
STEP 2

When you want to find a specific on-campus event, click on the “Event Search” tab on the right-hand side of the Events page. This will provide a list of all current and future events.



STEP 3

On the left side of the screen under “Filters,” select an event type under the “Type” filter. This will bring up a refined list of on-campus events based on the type of events you have chosen to search.



STEP 4

When you do find an event in the comprehensive list, click on the event posting you are interested in attending. This will provide information about the event, where it will happen, date/time of the event, and additional event details.

