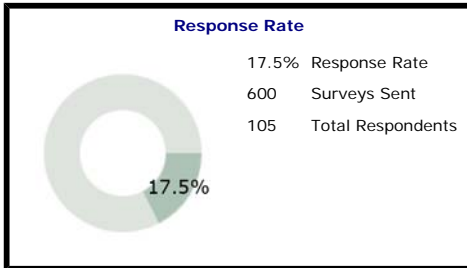



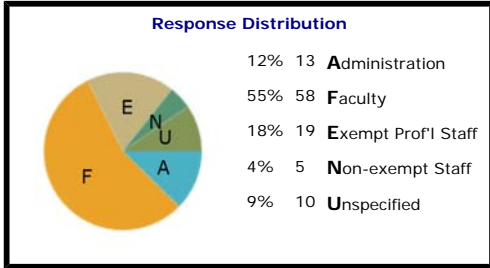

California State University, San Bernardino
 ModernThink Higher Education Insight Survey 2013
 Topline Survey Results



	Poor 0% - 44%	Warrants Attention 45% - 54%	Fair to Mediocre 55% - 64%	Good 65% - 74%	Very Good to Excellent 75% - 100%
				2013 Honor Roll > 10,000	2013 Carnegie Master's
Job Satisfaction/Support	70%	75%	83%	73%	
Teaching Environment	70%	74%	79%	69%	
Professional Development	68%	78%	79%	71%	
Compensation, Benefits & Work/Life Balance	68%	71%	78%	69%	
Facilities	71%	83%	83%	72%	
Policies, Resources & Efficiency	61%	66%	74%	62%	
Shared Governance	70%	65%	74%	64%	
Pride	71%	77%	86%	78%	
Supervisors/Department Chairs	68%	74%	78%	73%	
Senior Leadership	60%	61%	77%	62%	
Faculty, Administration & Staff Relations	61%	64%	75%	61%	
Communication	60%	61%	69%	60%	
Collaboration	58%	64%	72%	63%	
Fairness	58%	60%	72%	62%	
Respect & Appreciation	64%	68%	74%	66%	
Survey Average	64%	68%	77%	67%	

*Results in the first one or two columns (two if you participated in the program last year) of the table reflect your school's average percent positive for each survey dimension, that is, the percentage of your faculty and staff that responded with "Strongly Agree" or "Agree" to the statements comprising each theme.

California State University, San Bernardino
 ModernThink Higher Education Insight Survey 2013
 Topline Results by Job Category



	Poor 0% - 44%	Warrants Attention 45% - 54%	Fair to Mediocre 55% - 64%	Good 65% - 74%	Very Good to Excellent 75% - 100%
	2013 Honor Roll > 10,000				
	OVERALL	Administration	Faculty	Exempt Prof'l Staff	Non-exempt Staff
Job Satisfaction/Support	70%	83%	81%	70%	66%
Teaching Environment	70%	79%	79%	67%	76%
Professional Development	68%	79%	65%	76%	30%
Compensation, Benefits & Work/Life Balance	68%	78%	70%	65%	60%
Facilities	71%	83%	73%	67%	70%
Policies, Resources & Efficiency	61%	74%	67%	60%	63%
Shared Governance	70%	74%	80%	71%	85%
Pride	71%	86%	85%	69%	64%
Supervisors/Department Chairs	68%	78%	74%	68%	54%
Senior Leadership	60%	77%	77%	59%	40%
Faculty, Administration & Staff Relations	61%	75%	72%	66%	30%
Communication	60%	69%	72%	62%	37%
Collaboration	58%	72%	64%	60%	25%
Fairness	58%	72%	58%	62%	24%
Respect & Appreciation	64%	74%	67%	68%	40%
Survey Average	64%	77%	72%	65%	50%

*Job Category distributions have been truncated and may not total 100%.