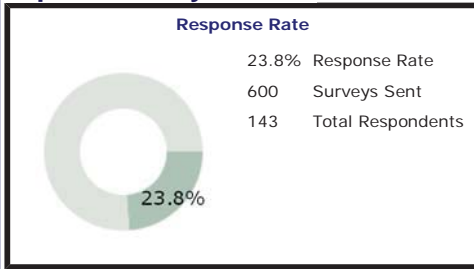



California State University, San Bernardino
Higher Education Insight Survey 2012

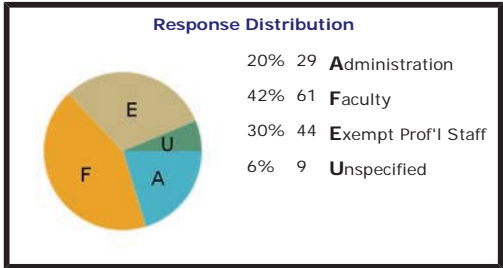

Topline Survey Results



	Poor 0% - 44%	Warrants Attention 45% - 54%	Fair to Mediocre 55% - 64%	Good 65% - 74%	Very Good to Excellent 75% - 100%
				2012 Honor Roll > 10,000	2012 Carnegie Master's
Job Satisfaction/Support			2011 70%	79%	74%
Teaching Environment			78%	75%	70%
Professional Development			78%	78%	74%
Compensation, Benefits & Work/Life Balance			66%	74%	70%
Facilities			77%	80%	73%
Policies, Resources & Efficiency			63%	70%	63%
Shared Governance			74%	70%	66%
Pride			75%	82%	78%
Supervisors/Department Chairs			75%	77%	74%
Senior Leadership			60%	72%	63%
Faculty, Administration & Staff Relations			62%	70%	63%
Communication			68%	66%	61%
Collaboration			64%	69%	64%
Fairness			68%	69%	64%
Respect & Appreciation			67%	71%	66%
Survey Average			69%	73%	68%

*Results in the first one or two columns (two if you participated in the program last year) of the table reflect your school's overall percent positive for each survey dimension, that is, the percentage of your faculty and staff that responded "Strongly Agree" or "Agree" to the statements comprising each theme.

California State University, San Bernardino
Higher Education Insight Survey 2012
Topline Results by Job Category



	Poor 0% - 44%	Warrants Attention 45% - 54%	Fair to Mediocre 55% - 64%	Good 65% - 74%	Very Good to Excellent 75% - 100%			
	OVERALL	2012 Honor Roll > 10,000	Administration	2012 Honor Roll > 10,000 Administration	Faculty	2012 Honor Roll > 10,000 Faculty	Exempt Prof'I Staff	2012 Honor Roll > 10,000 Exempt Prof'I Staff
Job Satisfaction/Support	75%	79%	77%	83%	71%	79%	77%	79%
Teaching Environment	74%	75%	91%	86%	64%	68%	79%	82%
Professional Development	78%	78%	77%	84%	81%	81%	73%	73%
Compensation, Benefits & Work/Life Balance	71%	74%	84%	81%	62%	70%	74%	77%
Facilities	83%	80%	94%	86%	77%	76%	83%	85%
Policies, Resources & Efficiency	66%	70%	68%	76%	61%	68%	71%	70%
Shared Governance	65%	70%	79%	83%	57%	65%	72%	73%
Pride	77%	82%	85%	89%	69%	78%	81%	86%
Supervisors/Department Chairs	74%	77%	76%	81%	74%	75%	73%	77%
Senior Leadership	61%	72%	68%	79%	51%	68%	68%	74%
Faculty, Administration & Staff Relations	64%	70%	75%	75%	60%	69%	61%	71%
Communication	61%	66%	70%	75%	60%	64%	59%	66%
Collaboration	64%	69%	73%	76%	58%	67%	64%	69%
Fairness	60%	69%	73%	76%	57%	67%	56%	68%
Respect & Appreciation	68%	71%	73%	77%	63%	69%	69%	70%
Survey Average	68%	73%	76%	80%	63%	70%	70%	74%

*Job Category response distributions have been truncated and may not total 100%.